
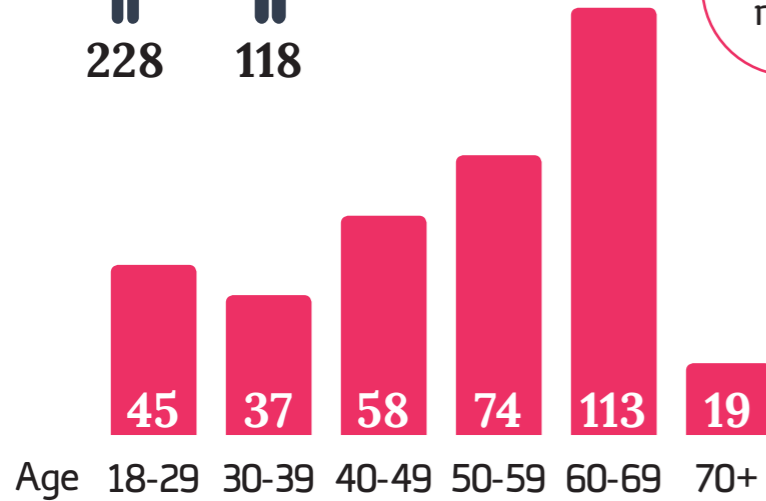


Election Staff

346



45 new



Roles

Staff may occupy multiple roles

393

Returning Officers + Assistant ROs



1 new

3 new to role


Polling Place Managers + PPLOs



0 new

12 new to role

Issuing Staff



35 new

Non-polling Place Staff



15 new

Polling places 50

Pre-poll centres 6

Mobile locations 18

Early Voting

25.8%

Pre-poll voting	19.4%
Interstate Pre-poll	0.2%
Postal voting	4.9%
Mobile	1.2%

Postal returns (excludes GPVs)

	NT	WA	Other	Total
Issued	2,125	263	56	2,444
Returned	2,032	229	8	2,269

Attendance Voting

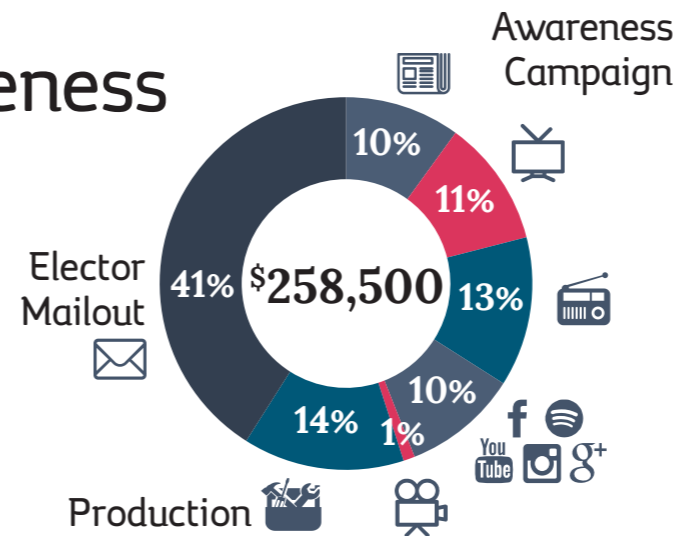
94.7%

	Mobile	Pre-poll	Polling day
In Division	780	12,219	46,154
Out of Division	23	131	256

Election Awareness

14,700

Elector Cards presented when attendance voting



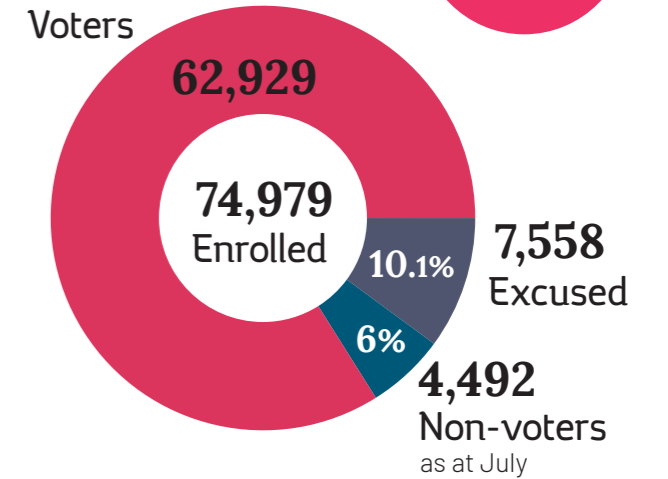
Cost per Elector

\$13.70

'19 LC	\$13.70
'18 LC	\$11.64
'17 LC	\$11.47
'18 HA	\$7.97
'16 Fed	\$14.28

Participation

83.9%



Candidates



Ballot Papers

