



# Circular Head Council

## 2018 election report

### Contents

- Local Government Elections in Tasmania
- Report on the 2018 Circular Head Council Elections
- List of Councillors following the 2018 elections
- Councillor results
- Mayor and Deputy Mayor results
- Recount results



## Local Government Elections in Tasmania

The 2018 Circular Head Council election was conducted by the Tasmanian Electoral Commission in accordance with the *Local Government Act 1993*.

Candidate information booklets and complete election results for the state are published on the TEC website [www.tec.tas.gov.au](http://www.tec.tas.gov.au).

### 2018 Election timetable

Notice of election published	Saturday 8 September
Nominations opened	9am Monday 10 September
Electoral rolls closed	6pm Thursday 13 September
Nominations closed	12 noon Monday 24 September
Nominations announced	12 noon Tuesday 25 September
Ballot material received by electors	8–12 October
Polling period	8–30 October
Close of poll	10am Tuesday 30 October

### Councillor casual vacancies

Councillor casual vacancies are filled by recount. Only unelected candidates from the relevant election may contest a recount. If there are no unelected candidates able to contest the recount, or the casual vacancy is also for the mayoral position, a by-election is held. A candidate elected at a recount or by-election serves until the next council election.

No casual vacancies are filled within 6 months of the next ordinary election, unless the vacancy results in the council unable to have a quorum.

### Elector polls

A council may hold an elector poll on any issue it determines. A council may also be required to hold an elector poll following petitions from electors in accordance with Part 6 of the Act. A council is not bound by the result of an elector poll.

### Electoral system

Elections for councillor positions are conducted using a system modelled on the Hare-Clark method of proportional representation used in Tasmanian House of Assembly elections.

Mayoral and deputy mayoral elections use a preferential system similar to that used for Tasmanian Legislative Council and federal House of Representatives elections.

Voting in Tasmanian local government elections is not compulsory.

Andrew Hawkey ELECTORAL COMMISSIONER July 2019

## Report on the 2018 Circular Head Council Elections

Elections were held for the positions of Mayor, Deputy Mayor and 9 Councillors, all for 4 year terms.

5 491 Circular Head electors were enrolled for the 2018 elections, comprising 5 384 (98.05%) from the State House of Assembly roll and 107 (1.95%) from the General Manager's roll.

67.07% of Circular Head electors returned their ballot papers in comparison with 58.72% statewide.

### Circular Head Councillors

Councillors are listed in order of their election.

#### Prior to the 2018 elections

##### **Mayor**

QUILLIAM, Daryl

##### **Deputy Mayor**

BISHOP, Jan

##### **9 Councillors**

QUILLIAM, Daryl

KAY, Betty

OLDAKER, John Henry

BERECHREE, Norman

BISHOP, Jan

POPOWSKI, Ashley

POPOWSKI, Nakore

SPINKS, Trevor

WOODWARD, David (Woody)\*

#### Following the 2018 elections

##### **Mayor**

QUILLIAM, Daryl

##### **Deputy Mayor**

BERECHREE, Norman

##### **9 Councillors**

QUILLIAM, Daryl

BERECHREE, Norman

POPOWSKI, Ashley

KAY, Betty

IVES-HERES, Stafford

OLDAKER, John Henry

BLIZZARD, Gerard

WOODWARD, David (Woody)

ETTLIN, Kathleen

\* elected by recount

### Recounts between the 2014 and 2018 elections

A recount was conducted on 29 October 2015, to fill a vacancy for Councillor on the Circular Head Council following the resignation of Rodney (Rod) Hardy on 15 October 2015. Three unelected candidates from the 2014 Circular Head Council election contested the recount. An abstract of the count is at the back of this report.

## The candidates

### Circular Head Council

enrolment 5 491

<b>Councillor</b>	14 candidates (9 to be elected)	
BERECHREE, Norman		Hellyer
BLIZZARD, Gerard		Smithton
COATES, Alyssia		Forest
ETTLIN, Kathleen		Smithton
GAWNE, Brad		Smithton
HINE, Tony		Smithton
IVES-HERES, Stafford		Marrawah
JOHNSTON, Peter		Stanley
KAY, Betty		Scotchtown
OLDAKER, John Henry		Redpa
POPOWSKI, Ashley		Smithton
QUILLIAM, Daryl		Smithton
TYERS, Rebecca		Montagu
WOODWARD, David (Woody)		Smithton

<b>Mayor</b>	3 candidates	
OLDAKER, John Henry		Redpa
POPOWSKI, Ashley		Smithton
QUILLIAM, Daryl		Smithton

<b>Deputy Mayor</b>	2 candidates	
BERECHREE, Norman		Hellyer
KAY, Betty		Scotchtown

# Circular Head Council - 2018 Councillor election

Polling closed at 10am 30 October 2018

Electors enrolled: 5 491

Declarations rejected: 58

Number to be elected: 9

Declarations returned: 3 683

Declarations admitted: 3 625

Returning Officer: Sherri Nolan

Response rate: 67.07%

Rejection rate: 1.57%

Count	BERECHREE	BLIZZARD	COATES	ETTLIN	GAWNE	HINE	NESHHERS	JOHNSTON	KAY	OLDAKER	POPOWSKI
1	525.00	246.00	125.00	162.00	17.00	77.00	283.00	130.00	416.00	233.00	423.00
2		49.19	28.73	13.14	3.89	32.63	45.29	12.17		75.00	
3	525.00	295.19	153.73	175.14	20.89	109.63	328.29	142.17	416.00	308.00	423.00
	- 169.00	27.03	16.73	15.45	2.25	9.97	30.90	9.97		23.82	
4	356.00	322.22	170.46	190.59	23.14	119.60	359.19	152.14	416.00	331.82	423.00
		14.09	5.54	7.44	1.58	6.17		5.54		10.13	- 67.00
5	356.00	336.31	176.00	198.03	24.72	125.77	359.19	157.68	416.00	341.95	356.00
		8.94	7.49	2.88	0.86	7.21		8.36	- 60.00	10.81	
6	356.00	345.25	183.49	200.91	25.58	132.98	359.19	166.04	356.00	352.76	356.00
		0.49	0.43	0.43	0.00	0.36	- 3.19	0.19		0.36	
7	356.00	345.74	183.92	201.34	25.58	133.34	356.00	166.23	356.00	353.12	356.00
		1.00	1.00	3.00	- 17.00	0.00		4.00		4.00	
8 to 11	356.00	346.74	184.92	204.34	8.58	133.34	356.00	170.23	356.00	357.12	356.00
		1.90	1.41	1.12	- 8.58	2.06		0.93			
12	356.00	348.64	186.33	205.46	0.00	135.40	356.00	171.16	356.00	357.12	356.00
		0.00	0.28	0.00		0.56		0.28		- 1.12	
13	356.00	348.64	186.61	205.46		135.96	356.00	171.44	356.00	356.00	356.00
		8.00	25.00	27.00		9.00		12.00			
14 to 18	356.00	356.64	211.61	232.46		144.96	356.00	183.44	356.00	356.00	356.00
			4.29	6.18		2.87		2.99			
19	356.00	356.64	215.90	238.64		147.83	356.00	186.43	356.00	356.00	356.00
		- 0.64	0.40	0.08		0.00		0.08			
20 to 26	356.00	356.00	216.30	238.72		147.83	356.00	186.51	356.00	356.00	356.00
			20.81	24.17		- 147.83		46.23			
27	356.00	356.00	237.11	262.89		0.00	356.00	232.74	356.00	356.00	356.00
			54.00	49.00				- 176.00			
28 to 34	356.00	356.00	291.11	311.89			356.00	56.74	356.00	356.00	356.00
			33.46	22.05				- 56.74			
35	356.00	356.00	324.57	333.94			356.00	0.00	356.00	356.00	356.00
			22.51	20.07							
	356.00	356.00	347.08	354.01			356.00		356.00	356.00	356.00

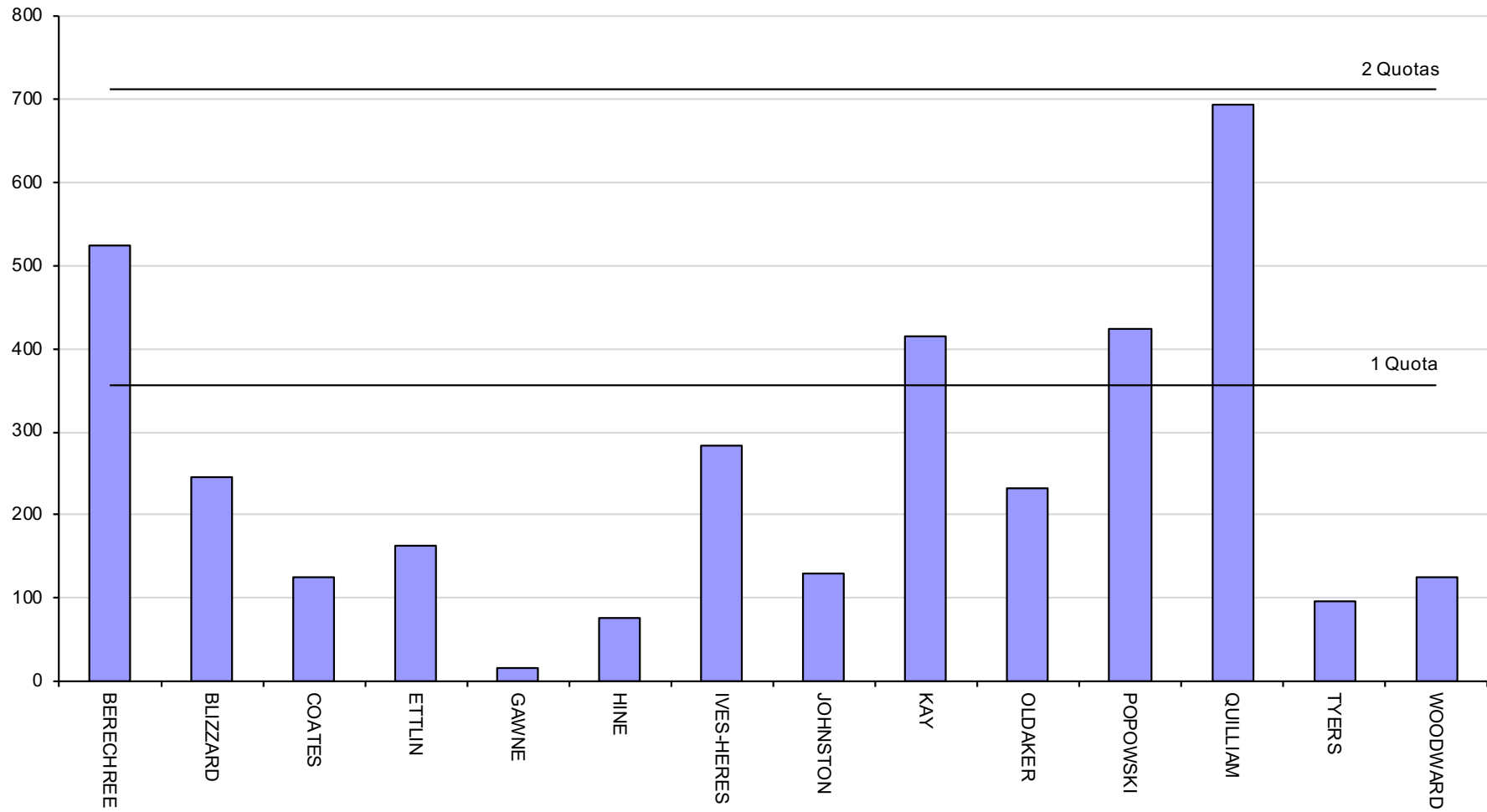
Ballot paper adjustment: 12  
 Total ballot papers: 3 613

Formal Votes: 3 553  
 Informal ballot papers: 60  
 Informality rate: 1.66%

Quota = 356

QUILLIAM	TYERS	WOODWARD	Votes Exhausted	Loss (Gain) by Fraction	Total Votes	Remarks
694.00	96.00	126.00		0.00	3553.00	<b>QUILLIAM elected 1, BERECHREE elected 2, POPOWSKI elected 3, KAY elected 4</b>
- 338.00	7.30	70.61		0.05		QUILLIAM's surplus distributed
356.00	103.30	196.61		0.05	3553.00	
	5.79	27.03		0.06		BERECHREE's surplus distributed
356.00	109.09	223.64		0.11	3553.00	<b>IVES-HERES elected 5</b>
	3.00	13.46		0.05		POPOWSKI's surplus distributed
356.00	112.09	237.10		0.16	3553.00	
	3.02	10.38		0.05		KAY's surplus distributed
356.00	115.11	247.48		0.21	3553.00	
	0.16	0.73		0.04		IVES-HERES' surplus distributed
356.00	115.27	248.21		0.25	3553.00	
	2.00	2.00		0.00		GAWNE part excluded
356.00	117.27	250.21		0.25	3553.00	<b>OLDAKER elected 6</b>
	0.14	0.93		0.09		GAWNE excluded
356.00	117.41	251.14		0.34	3553.00	
	0.00	0.00		0.00		OLDAKER's surplus distributed
356.00	117.41	251.14		0.34	3553.00	
	- 98.00	17.00		0.00		TYERS part excluded
356.00	19.41	268.14		0.34	3553.00	<b>BLIZZARD elected 7</b>
	- 19.41	3.00		0.08		TYERS excluded
356.00	0.00	271.14		0.42	3553.00	
		0.08		0.00		BLIZZARD's surplus distributed
356.00		271.22		0.42	3553.00	
		56.59		0.03		HINE excluded
356.00		327.81		0.45	3553.00	
		72.00	1.00	0.00		JOHNSTON part excluded
356.00		399.81	1.00	0.45	3553.00	<b>WOODWARD elected 8</b>
			1.25	(0.02)		JOHNSTON excluded
356.00		399.81	2.25	0.43	3553.00	
		- 43.81	1.21	0.02		WOODWARD's surplus distributed
356.00		356.00	3.46	0.45	3553.00	<b>ETTILIN elected 9</b>

### 2018 Circular Head Councillor election - first preferences





# Circular Head Council

Polling closed at 10am 30 October 2018

Returning Officer: Sherri Nolan

## Mayor

Declarations admitted: 3 625

Ballot paper adjustment: 10

Total ballot papers: 3 615

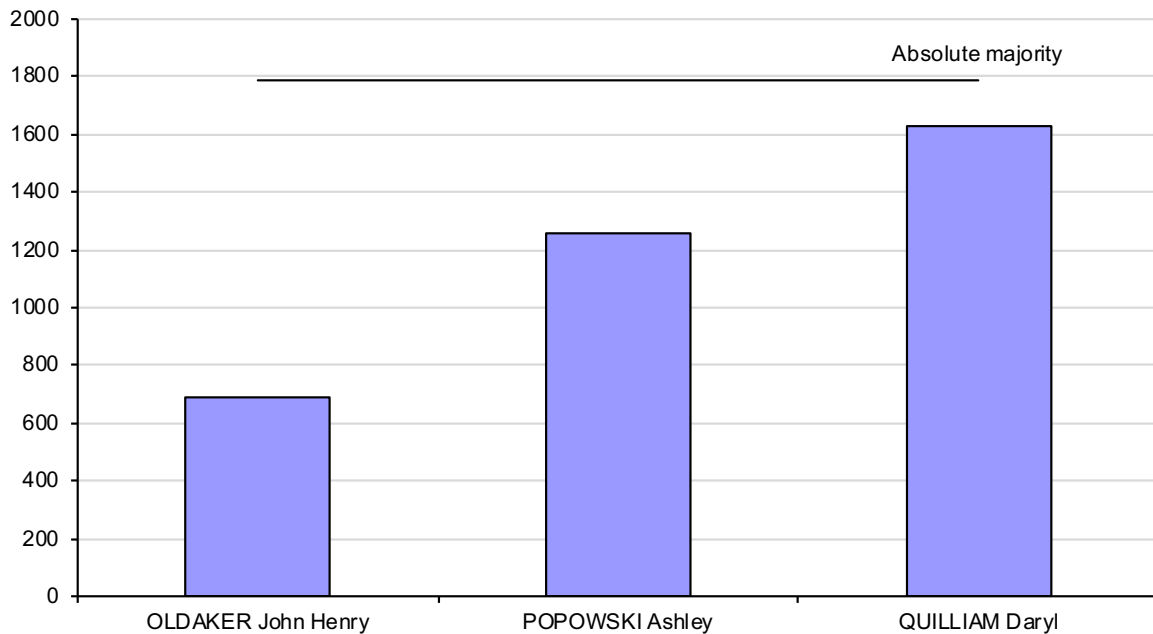
Formal Votes: 3 574

Informal ballot papers: 41

Informality rate: 1.13%

		<b>OLDAKER John Henry</b>	<b>POPOWSKI Ashley</b>	<b>QUILLIAM Daryl</b>	Exhausted	Total Votes	Absolute Majority	Remarks
Count 1	Progress Total	689	1255	1630	0	3574	1788	First preferences
Count 2	Votes transferred	-689	339	293	57			OLDAKER excluded
	Progress Total	0	1594	1923	57	3574	1759	<b>QUILLIAM elected</b>

2018 Circular Head Mayor election - first preferences



# Circular Head Council

Polling closed at 10am 30 October 2018

Returning Officer: Sherri Nolan

## Deputy Mayor

Declarations admitted: 3 625

Ballot paper adjustment: 10

Total ballot papers: 3 615

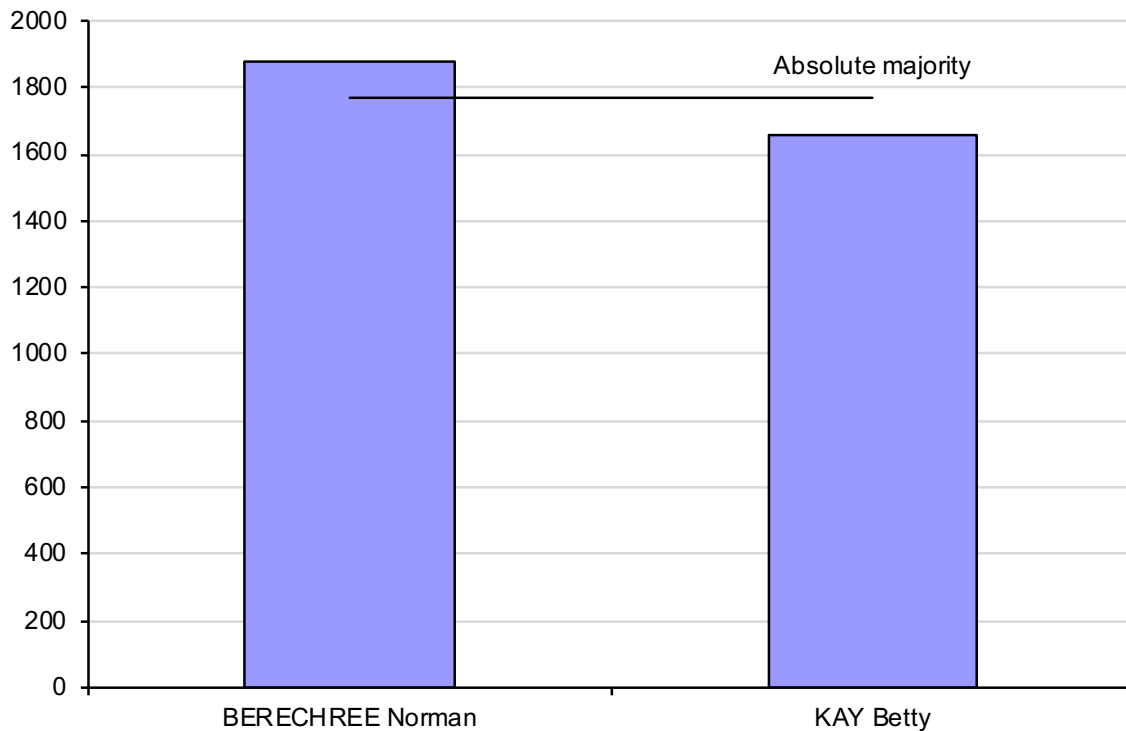
Formal Votes: 3 536

Informal ballot papers: 79

Informality rate: 2.19%

		<b>BERECHREE Norman</b>	<b>KAY Betty</b>	Total Votes	Absolute Majority	Remarks
Count 1	First preferences	1879	1657	3536	1769	<b>BERECHREE elected</b>

2018 Circular Head Deputy Mayor election - first preferences



# Circular Head Council Councillor Recount

Recount due to resignation of Rodney (Rod) Hardy

**29 October 2015**

		HEALD Tracey Lee	PILKINGTON Stephen	WOODWARD David (Woody)	Exhausted Votes	Lost by fraction	Total Votes	Absolute majority	Remarks
Count 1	Total	125.20	87.60	129.56	4.59	0.05	<b>347.00</b>	171.21	
Count 2	Distribution of preferences	24.90	- 87.60	54.50	8.16	0.04			Pilkington excluded
	Total	150.10	0.00	<b>184.06</b>	12.75	0.09	<b>347.00</b>	167.13	<b>Woodward elected</b>