



George Town Council

2018 election report

Contents

- Local Government Elections in Tasmania
- Report on the 2018 George Town Council Elections
- List of Councillors following the 2018 elections
- Councillor results
- Mayor and Deputy Mayor results
- Recount results

Local Government Elections in Tasmania

The 2018 George Town Council election was conducted by the Tasmanian Electoral Commission in accordance with the *Local Government Act 1993*.

Candidate information booklets and complete election results for the state are published on the TEC website www.tec.tas.gov.au.

2018 Election timetable

Notice of election published	Saturday 8 September
Nominations opened	9am Monday 10 September
Electoral rolls closed	6pm Thursday 13 September
Nominations closed	12 noon Monday 24 September
Nominations announced	12 noon Tuesday 25 September
Ballot material received by electors	8–12 October
Polling period	8–30 October
Close of poll	10am Tuesday 30 October

Councillor casual vacancies

Councillor casual vacancies are filled by recount. Only unelected candidates from the relevant election may contest a recount. If there are no unelected candidates able to contest the recount, or the casual vacancy is also for the mayoral position, a by-election is held. A candidate elected at a recount or by-election serves until the next council election.

No casual vacancies are filled within 6 months of the next ordinary election, unless the vacancy results in the council unable to have a quorum.

Elector polls

A council may hold an elector poll on any issue it determines. A council may also be required to hold an elector poll following petitions from electors in accordance with Part 6 of the Act. A council is not bound by the result of an elector poll.

Electoral system

Elections for councillor positions are conducted using a system modelled on the Hare-Clark method of proportional representation used in Tasmanian House of Assembly elections.

Mayoral and deputy mayoral elections use a preferential system similar to that used for Tasmanian Legislative Council and federal House of Representatives elections.

Voting in Tasmanian local government elections is not compulsory.

Andrew Hawkey ELECTORAL COMMISSIONER July 2019

Report on the 2018 George Town Council Elections

Elections were held for the positions of Mayor, Deputy Mayor and 9 Councillors, all for 4 year terms.

5 403 George Town electors were enrolled for the 2018 elections, comprising 5 053 (93.52%) from the State House of Assembly roll and 350 (6.48%) from the General Manager's roll.

62.80% of George Town electors returned their ballot papers in comparison with 58.72% statewide.

George Town Councillors

Councillors are listed in order of their election.

Prior to the 2018 elections

Mayor

ARCHER, Bridget Kathleen

Deputy Mayor

HARRIS, Tim

9 Councillors

ARCHER, Bridget Kathleen

BARWICK, Heather

BURT, Doug

DAWSON, Greg

HARRIS, Tim

GLISSON, John

PARISH, Tim

PARKES, Peter

ASHLEY, Christopher William*

Following the 2018 elections

Mayor

ARCHER, Bridget Kathleen

Deputy Mayor

HARRIS, Tim

9 Councillors

ARCHER, Bridget Kathleen

KIESER, Greg

BARRACLOUGH, Chris

MICHIELETTO, Andrew

MASON, Winston

BARWICK, Heather

DAWSON, Greg

HARRIS, Tim

BROOKS, Justine

* elected by recount

Recounts between the 2014 and 2018 elections

A recount was conducted on 20 May 2016, to fill a vacancy on the George Town Council. On 10 May 2016, the General Manager of the George Town Council advised of a councillor vacancy resulting from Richard Nicholls being ineligible to continue as a councillor. Eight unelected candidates from the 2014 George Town Council election contested the recount. An abstract of the count is at the back of this report.

The candidates

George Town Council

enrolment 5 403

Councillor	20 candidates (9 to be elected)	
ARCHER, Bridget Kathleen		George Town
ASHLEY, Christopher		George Town
BARBER, Ben		Pipers Brook
BARRACLOUGH, Chris		George Town
BARWICK, Heather		Mount Direction
BROOKS, Justine		Lanena
BURT, Doug		George Town
CAMERON, Anne		Low Head
DAIRE, Brent		George Town
DAWSON, Greg		George Town
GEALE, Quade		George Town
GIBBONS, Dean Robert		George Town
GLISSON, John		Low Head
HARRIS, Tim		Low Head
KIESER, Greg		Low Head
MASON, Winston		Low Head
MICHIELETTO, Andrew		Pipers River
NEILSEN, Graeme		George Town
PARISH, Tim		George Town
PARKES, Peter		George Town

Mayor 2 candidates

ARCHER, Bridget Kathleen	George Town
KIESER, Greg	Low Head

Deputy Mayor 5 candidates

BARWICK, Heather	Mount Direction
DAWSON, Greg	George Town
GEALE, Quade	George Town
GIBBONS, Dean Robert	George Town
HARRIS, Tim	Low Head

George Town Council - 2018 Councillor election

Polling closed at 10am 30 October 2018

Electors enrolled: 5 403

Declarations rejected: 66

Number to be elected: 9

Declarations returned: 3 393

Declarations admitted: 3 327

Returning Officer: Meegan Spurr

Response rate: 62.80%

Rejection rate: 1.95%

Count	ARCHER	ASHLEY	BARBER	BARRACLOUGH	BARWICK	BROOKS	BURT	CAMERON	DAIRE	DAWSON	GEALE	GIBBONS	GLISSON
1	632.00	46.00	25.00	232.00	192.00	114.00	73.00	133.00	75.00	137.00	70.00	99.00	85.00
2	- 313.00	2.97	1.48	14.36	27.73	29.21	27.23	18.32	6.93	43.58	13.37	16.83	4.45
3	319.00	48.97	26.48	246.36	219.73	143.21	100.23	151.32	81.93	180.58	83.37	115.83	89.45
4 to 6	319.00	2.28	1.30	25.17	8.50	8.50	3.59	9.15	10.46	9.15	7.52	8.50	4.90
7 to 9	319.00	51.25	27.78	271.53	228.23	151.71	103.82	160.47	92.39	189.73	90.89	124.33	94.35
10 to 12	319.00	0.00	- 27.78	1.00	3.00	1.00	2.81	2.49	0.32	3.32	2.49	2.00	1.00
13 to 15	319.00	51.25	0.00	272.53	231.23	152.71	106.63	162.96	92.71	193.05	93.38	126.33	95.35
16 to 18	319.00	- 51.25		3.00	4.00	2.00	0.99	0.65	1.00	7.32	5.00	2.00	4.81
19 to 21	319.00	0.00		275.53	235.23	154.71	107.62	163.61	93.71	200.37	98.38	128.33	100.16
22	319.00			21.95	2.00	14.43	2.32	8.65	- 93.71	7.45	2.81	4.00	0.32
23 to 24	319.00			297.48	237.23	169.14	109.94	172.26	0.00	207.82	101.19	132.33	100.48
25	319.00			4.65	13.99	10.98	4.49	11.64		6.32	3.31	3.32	- 100.48
26	319.00			302.13	251.22	180.12	114.43	183.90		214.14	104.50	135.65	0.00
27	319.00			5.28	5.14	6.13	3.99	9.14		6.79	- 104.50	19.64	
28 to 30	319.00			307.41	256.36	186.25	118.42	193.04		220.93	0.00	155.29	
31	319.00			7.65	5.98	10.12	- 118.42	7.13		9.30		14.77	
32	319.00			315.06	262.34	196.37	0.00	200.17		230.23		170.06	
33 to 36	319.00			9.00	9.00	5.00		5.00		21.00		6.00	
37	319.00			324.06	271.34	201.37		205.17		251.23		176.06	
38	319.00			1.98	2.79			0.00		3.12		1.31	
39 to 44	319.00			324.06	273.32	204.16		205.17		254.35		177.37	
45	319.00			- 5.06	1.12	0.00		0.56		1.12		0.56	
46	319.00			319.00	274.44	204.16		205.73		255.47		177.93	
47	319.00				0.55	0.27		0.55		0.27		0.27	
48	319.00			319.00	274.99	204.43		206.28		255.74		178.20	
49	319.00				29.00	12.00		8.00		15.00		9.00	
50	319.00			319.00	303.99	216.43		214.28		270.74		187.20	
51	319.00				4.26	6.39		2.29		0.59		1.47	
52	319.00			319.00	308.25	222.82		216.57		271.33		188.67	
53	319.00				1.98	1.65		1.32		0.99		0.33	
54	319.00			319.00	310.23	224.47		217.89		272.32		189.00	
55	319.00				30.00	19.00		21.00		32.00		24.00	
56	319.00			319.00	340.23	243.47		238.89		304.32		213.00	
57	319.00				4.65			4.76		4.76		4.76	
58	319.00			319.00	340.23	248.12		243.65		309.08		217.76	
59	319.00				- 21.23	2.83		4.24		0.70		8.49	
60	319.00			319.00	319.00	250.95		247.89		309.78		226.25	
61	319.00					31.00		30.00		73.00		- 177.00	
62	319.00			319.00	319.00	281.95		277.89		382.78		49.25	
63	319.00					13.10		14.85				- 49.25	
64	319.00			319.00	319.00	295.05		292.74		382.78		0.00	
65	319.00					16.60		13.10		- 63.78			
66	319.00			319.00	319.00	311.65		305.84		319.00			
67	319.00					1.96		2.13					
68	319.00			319.00	319.00	313.61		307.97		319.00			

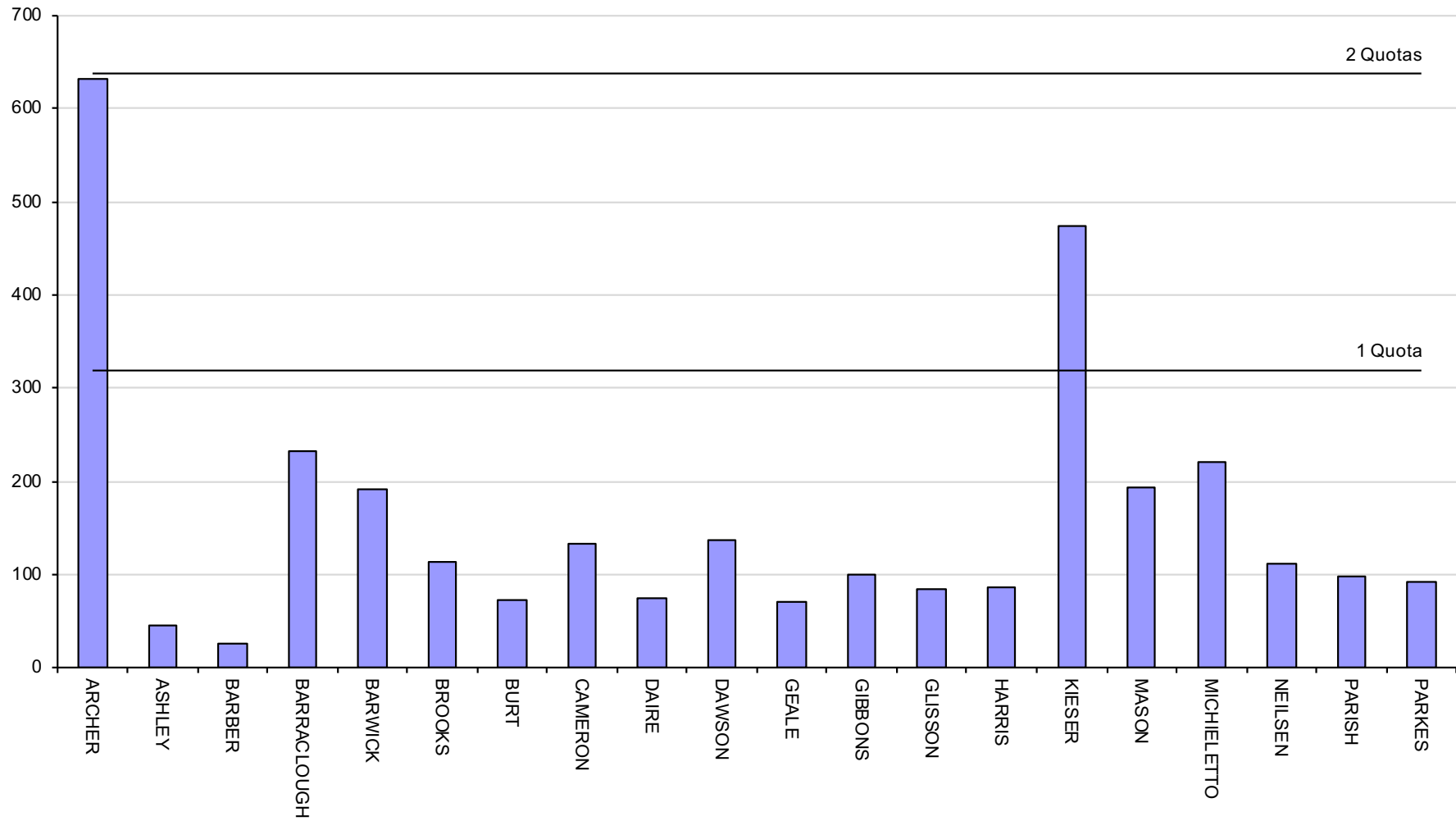
Ballot paper adjustment: 21
 Total ballot papers: 3 306

Formal Votes: 3 188
 Informal ballot papers: 118
 Informality rate: 3.57%

Quota = 319

HARRIS	KIESER	MASON	MICHIELETTO	NEILSEN	PARISH	PARKES	Votes Exhausted	Loss (Gain) by Fraction	Total Votes	Remarks
86.00	474.00	194.00	221.00	111.00	97.00	92.00	0.00	3188.00	ARCHER elected 1, KIESER elected 2	
34.17		20.80	21.29	6.93	12.87	10.40	0.08		ARCHER's surplus distributed	
120.17	474.00	214.80	242.29	117.93	109.87	102.40	0.08	3188.00		
11.11	- 155.00	6.21	23.54	8.50	3.92	2.61	0.09		KIESER's surplus distributed	
131.28	319.00	221.01	265.83	126.43	113.79	105.01	0.17	3188.00		
2.32		2.00	1.00	0.00	3.00	0.00	0.03		BARBER excluded	
133.60	319.00	223.01	266.83	126.43	116.79	105.01	0.20	3188.00		
3.00		2.49	5.49	2.81	2.32	4.32	0.05		ASHLEY excluded	
136.60	319.00	225.50	272.32	129.24	119.11	109.33	0.25	3188.00		
6.00		10.97	2.98	3.00	2.30	4.48	0.05		DAIRE excluded	
142.60	319.00	236.47	275.30	132.24	121.41	113.81	0.30	3188.00		
7.45		12.00	2.00	10.32	4.99	5.00	0.02		GLISSON excluded	
150.05	319.00	248.47	277.30	142.56	126.40	118.81	0.32	3188.00		
5.79		15.12	15.95	3.14	4.32	4.00	0.07		GEALE excluded	
155.84	319.00	263.59	293.25	145.70	130.72	122.81	0.39	3188.00		
11.74		20.79	15.62	1.99	8.29	4.99	0.05		BURT excluded	
167.58	319.00	284.38	308.87	147.69	139.01	127.80	0.44	3188.00		
6.00		12.00	14.00	7.00	18.00	- 112.00	0.00		PARKES part excluded	
173.58	319.00	296.38	322.87	154.69	157.01	15.80	0.44	3188.00	BARRACLOUGH elected 3, MICHIELETTO elected 4	
2.13		1.14		0.99	2.30	- 15.80	0.04		PARKES excluded	
175.71	319.00	297.52	322.87	155.68	159.31	0.00	0.48	3188.00		
0.56		1.12		0.00	0.00		0.02		BARRACLOUGH's surplus distributed	
176.27	319.00	298.64	322.87	155.68	159.31		0.50	3188.00		
0.27		0.27	- 3.87	0.82	0.55		0.05		MICHIELETTO's surplus distributed	
176.54	319.00	298.91	319.00	156.50	159.86		0.55	3188.00		
9.00		30.00		- 136.00	24.00		0.00		NEILSEN part excluded	
185.54	319.00	328.91	319.00	20.50	183.86		0.55	3188.00	MASON elected 5	
3.56				- 20.50	1.91		0.03		NEILSEN excluded	
189.10	319.00	328.91	319.00	0.00	185.77		0.58	3188.00		
2.31		- 9.91			1.32		0.01		MASON's surplus distributed	
191.41	319.00	319.00	319.00		187.09		0.59	3188.00		
32.00					- 158.00		0.00		PARISH part excluded	
223.41	319.00	319.00	319.00		29.09		0.59	3188.00	BARWICK elected 6	
10.15					- 29.09		0.01		PARISH excluded	
233.56	319.00	319.00	319.00		0.00		0.60	3188.00		
4.95							0.02		BARWICK's surplus distributed	
238.51	319.00	319.00	319.00				0.62	3188.00		
42.00							1.00	0.00	GIBBONS part excluded	
280.51	319.00	319.00	319.00				1.00	0.62	3188.00 DAWSON elected 7	
17.92							3.39	(0.01)	GIBBONS excluded	
298.43	319.00	319.00	319.00				4.39	0.61	3188.00	
25.33							8.73	0.02	DAWSON's surplus distributed	
323.76	319.00	319.00	319.00				13.12	0.63	3188.00 HARRIS elected 8	
- 4.76							0.65	0.02	HARRIS' surplus distributed	
319.00	319.00	319.00	319.00				13.77	0.65	3188.00 BROOKS elected 9	

2018 George Town Councillor election - first preferences



George Town Council

Polling closed at 10am 30 October 2018

Returning Officer: Meegan Spurr

Mayor

Declarations admitted: 3 327

Formal Votes: 3 225

Ballot paper adjustment: 20

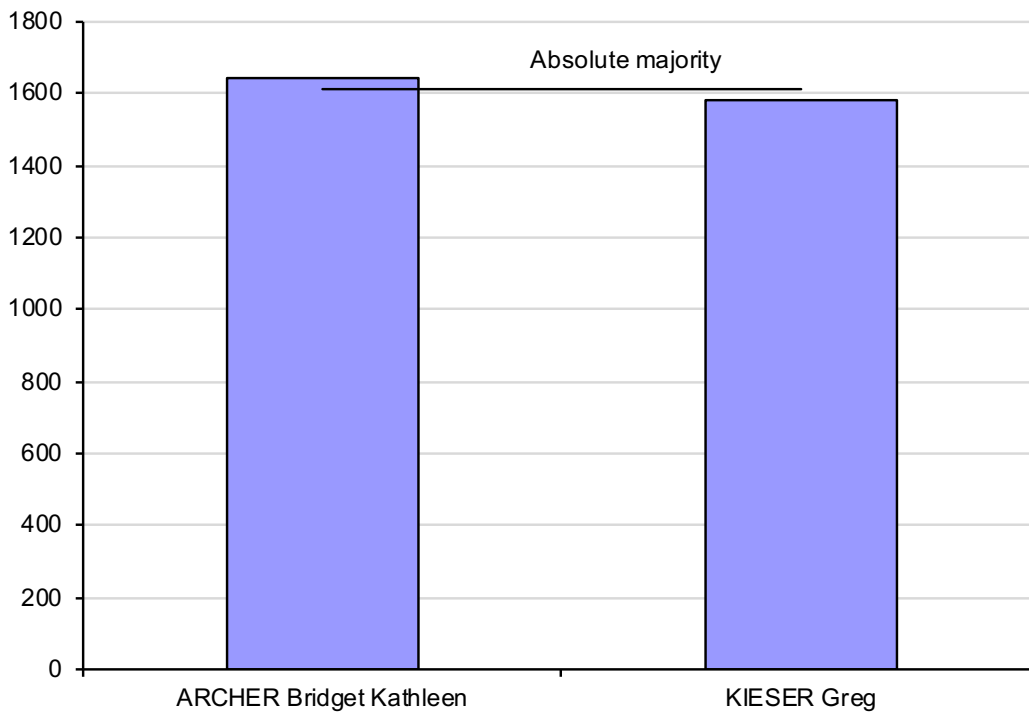
Informal ballot papers: 82

Total ballot papers: 3 307

Informality rate: 2.48%

		ARCHER Bridget Kathleen	KIESER Greg	Total Votes	Absolute Majority	Remarks
Count 1	First preferences	1644	1581	3225	1613	ARCHER elected

2018 George Town Mayor election - first preferences



George Town Council

Polling closed at 10am 30 October 2018

Returning Officer: Meegan Spurr

Deputy Mayor

Declarations admitted: 3 327

Ballot paper adjustment: 20

Total ballot papers: 3 307

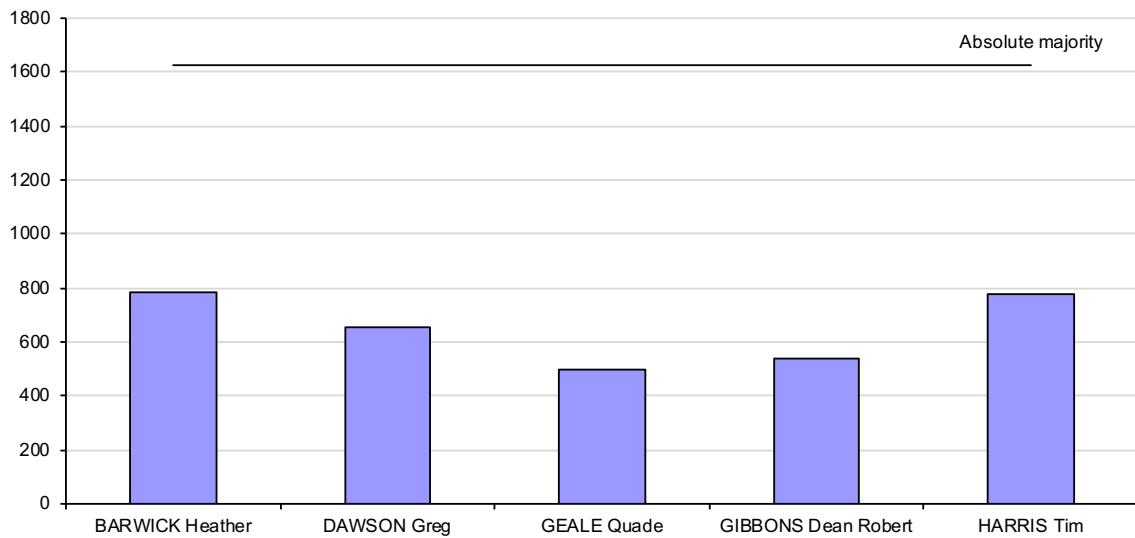
Formal Votes: 3 250

Informal ballot papers: 57

Informality rate: 1.72%

		BARWICK Heather	DAWSON Greg	GEALE Quade	GIBBONS Dean Robert	HARRIS Tim	Exhausted	Total Votes	Absolute Majority	Remarks
Count 1	Progress Total	787	653	496	539	775		3250	1626	First preferences
Count 2	Votes transferred	78	89	-496	135	106	88			GEALE excluded
	Progress Total	865	742	0	674	881	88	3250	1582	
Count 3	Votes transferred	118	283		-674	171	102			GIBBONS excluded
	Progress Total	983	1025		0	1052	190	3250	1531	
Count 4	Votes transferred	-983	353			445	185			BARWICK excluded
	Progress Total	0	1378			1497	375	3250	1438	HARRIS elected

2018 George Town Deputy Mayor election - first preferences



George Town Council Councillor Recount

Recount due to Richard Nicholls being ineligible to continue as a councillor
20 May 2016

		Candidates										Total Votes	Absolute majority	Remarks
		ASHLEY Christopher William	AUSTIN John	BROOMHALL Roger	CORY Tim	GEALE Stephen	GIBBONS Dean Robert	McKENZIE Tony	O'SIGN George	Exhausted Votes	Lost by fraction			
Counts 1-4	Total	81.70	58.69	9.89	53.11	27.69	23.64	19.82	16.42	0.00	0.04	291.00	145.51	Distribution of Nicholls
Counts 5-7	Votes transferred	0.00	1.00	- 9.89	1.16	3.00	2.00	1.00	1.72	0.00	0.01			BROOMHALL excluded
	Progress total	81.70	59.69	0.00	54.27	30.69	25.64	20.82	18.14	0.00	0.05	291.00	145.51	
Counts 8-10	Votes transferred	1.00	4.64		3.64	3.08	4.64	0.56	- 18.14	0.56	0.02			O'SIGN Excluded
	Progress total	82.70	64.33		57.91	33.77	30.28	21.38	0.00	0.56	0.07	291.00	145.23	
Counts 11-12	Votes transferred	6.69	3.00		5.56	5.13	1.00	- 21.38		0.00	0.00			McKENZIE Excluded
	Progress total	89.39	67.33		63.47	38.90	31.28	0.00		0.56	0.07	291.00	145.23	
Counts 13-15	Votes transferred	5.34	6.00		2.64	11.13	- 31.28			6.16	0.01			GIBBONS Excluded
	Progress total	94.73	73.33		66.11	50.03	0.00			6.72	0.08	291.00	142.15	
Counts 16-18	Votes transferred	18.13	12.00		16.34	- 50.03				3.56	0.00			GEALE Excluded
	Progress total	112.86	85.33		82.45	0.00				10.28	0.08	291.00	140.37	
Counts 19-21	Votes transferred	36.90	28.85		- 82.45					16.73	- 0.03			CORY Excluded
	Progress total	149.76	114.18		0.00					27.01	0.05	291.00	132.00	ASHLEY Elected