



Glamorgan-Spring Bay Council 2018 election report

Contents

- Local Government Elections in Tasmania
- Report on the 2018 Glamorgan-Spring Bay Council Elections
- List of Councillors following the 2018 elections
- Councillor results
- Mayor and Deputy Mayor results
- Recount results

Local Government Elections in Tasmania

The 2018 Glamorgan-Spring Bay Council election was conducted by the Tasmanian Electoral Commission in accordance with the *Local Government Act 1993*.

Candidate information booklets and complete election results for the state are published on the TEC website www.tec.tas.gov.au.

2018 Election timetable

Notice of election published	Saturday 8 September
Nominations opened	9am Monday 10 September
Electoral rolls closed	6pm Thursday 13 September
Nominations closed	12 noon Monday 24 September
Nominations announced	12 noon Tuesday 25 September
Ballot material received by electors	8–12 October
Polling period	8–30 October
Close of poll	10am Tuesday 30 October

Councillor casual vacancies

Councillor casual vacancies are filled by recount. Only unelected candidates from the relevant election may contest a recount. If there are no unelected candidates able to contest the recount, or the casual vacancy is also for the mayoral position, a by-election is held. A candidate elected at a recount or by-election serves until the next council election.

No casual vacancies are filled within 6 months of the next ordinary election, unless the vacancy results in the council unable to have a quorum.

Elector polls

A council may hold an elector poll on any issue it determines. A council may also be required to hold an elector poll following petitions from electors in accordance with Part 6 of the Act. A council is not bound by the result of an elector poll.

Electoral system

Elections for councillor positions are conducted using a system modelled on the Hare-Clark method of proportional representation used in Tasmanian House of Assembly elections.

Mayoral and deputy mayoral elections use a preferential system similar to that used for Tasmanian Legislative Council and federal House of Representatives elections.

Voting in Tasmanian local government elections is not compulsory.

Andrew Hawkey ELECTORAL COMMISSIONER July 2019

Report on the 2018 Glamorgan-Spring Bay Council Elections

Elections were held for the positions of Mayor, Deputy Mayor and 8 Councillors, all for 4 year terms.

4 615 Glamorgan-Spring Bay electors were enrolled for the 2018 elections, comprising 3 663 (79.37%) from the State House of Assembly roll and 952 (20.63%) from the General Manager's roll.

78.42% of Glamorgan-Spring Bay electors returned their ballot papers in comparison with 58.72% statewide.

Glamorgan-Spring Bay Councillors

Councillors are listed in order of their election.

Prior to the 2018 elections

Mayor

KENT, Michael

Deputy Mayor

ARNOL, Cheryl

8 Councillors

KENT, Michael

CRAWFORD, Jenifer

ARNOL, Cheryl

WOODS, Jenny

WISBY, Debbie

STEINER, Britt

PARKER, Richard*

FAMA, Michael*

Following the 2018 elections

Mayor

WISBY, Debbie

Deputy Mayor

WOODS, Jenny

8 Councillors

ARNOL, Cheryl

WISBY, Debbie

BREHENY, Keith

SYMONS, Michael

KENT, Michael

CHURCHILL, Rob

WOODS, Jenny

BROWNING, Annie

* elected by recount

Recounts between the 2014 and 2018 elections

A recount was conducted on 15 March 2016, to fill a vacancy for councillor on the Glamorgan-Spring Bay Council following the resignation of Greg Raspin on 2 March 2016. Eight unelected candidates from the 2014 Glamorgan-Spring Bay Council election contested the recount. An abstract of the count is at the back of this report.

A recount was conducted on 10 October 2017, to fill a vacancy for councillor on the Glamorgan-Spring Bay Council following the resignation of Bertrand Cadart on 29 September 2017. Eight unelected candidates from the 2014 Glamorgan-Spring Bay Council election contested the recount. An abstract of the count is at the back of this report.

The candidates

Glamorgan-Spring Bay Council

enrolment 4 615

Councillor	17 candidates (8 to be elected)
ARNOL, Cheryl	Orford
BREHENY, Keith	Swansea
BROWNING, Annie	Swansea
CHURCHILL, Rob	Swansea
GREGSON, Kenneth	Swansea
HECK, John	Triabunna
KENT, Michael	Orford
McLEOD, Tony	Bicheno
MATTHEWS, Clem	Orford
PARKER, Petra	Triabunna
PYKE, Keith R	Triabunna
ROBINSON, Grant	Spring Beach
SULLIVAN, Adrian	Coles Bay
SYMONS, Michael	Bicheno
TAYLOR, Lyn	Apslawn
WISBY, Debbie	Orford
WOODS, Jenny	Triabunna

Mayor	4 candidates
ARNOL, Cheryl	Orford
BREHENY, Keith	Swansea
KENT, Michael	Orford
WISBY, Debbie	Orford

Deputy Mayor	6 candidates
CHURCHILL, Rob	Swansea
GREGSON, Kenneth	Swansea
HECK, John	Triabunna
ROBINSON, Grant	Spring Beach
SYMONS, Michael	Bicheno
WOODS, Jenny	Triabunna

Glamorgan-Spring Bay Council - 2018 Councillor election

Polling closed at 10am 30 October 2018

Number to be elected: 8

Returning Officer: Graeme Ingram

Electors enrolled: 4 615

Declarations returned: 3 619

Response rate: 78.42%

Declarations rejected: 57

Declarations admitted: 3 562

Rejection rate: 1.58%

Count	ARNOL	BREHENY	BROWNING	CHURCHILL	GREGSON	HECK	KENT	MCLEOD	MATTHEWS	PARKER	PYKE	ROBINSON
1	476.00	462.00	158.00	62.00	55.00	66.00	373.00	126.00	4.00	51.00	155.00	145.00
2	- 96.00		5.84	5.84	3.22	3.02	13.71	1.21	0.20	4.43	12.10	4.23
3	380.00	462.00	163.84	67.84	58.22	69.02	386.71	127.21	4.20	55.43	167.10	149.23
4	380.00	462.00	172.04	77.64	61.82	75.82	386.71	129.81	4.80	60.83	176.30	162.03
5	380.00	380.00	176.12	140.11	63.41	77.23	386.71	131.76	4.97	61.89	177.00	166.82
6	380.00	380.00	178.29	144.22	64.43	77.68	386.71	155.40	4.97	62.80	178.25	168.19
7 to 11	380.00	380.00	178.78	144.81	64.52	78.46	380.00	155.99	5.06	63.09	179.03	168.28
12 to 17	380.00	380.00	179.78	144.81	64.52	78.46	380.00	156.19	0.00	65.29	179.12	168.28
18 to 23	380.00	380.00	192.04	148.51	0.00	84.66	380.00	158.01		68.89	188.51	170.63
24 to 29	380.00	380.00	207.10	152.68		88.66	380.00	164.41		0.00	193.57	176.00
30 to 35	380.00	380.00	217.90	164.72		0.00	380.00	173.58			209.44	186.60
36 to 40	380.00	380.00	234.42	192.37			380.00	212.41			217.26	196.37
41 to 46	380.00	380.00	278.48	249.07			380.00	237.37			225.57	220.42
47	380.00	380.00	302.30	343.52			380.00	260.39			263.48	0.00
48 to 52	380.00	380.00	352.30	409.52			380.00	43.39			293.48	
53	380.00	380.00	376.09	409.52			380.00	0.00			304.66	
	380.00	380.00	389.50	380.00			380.00				315.84	

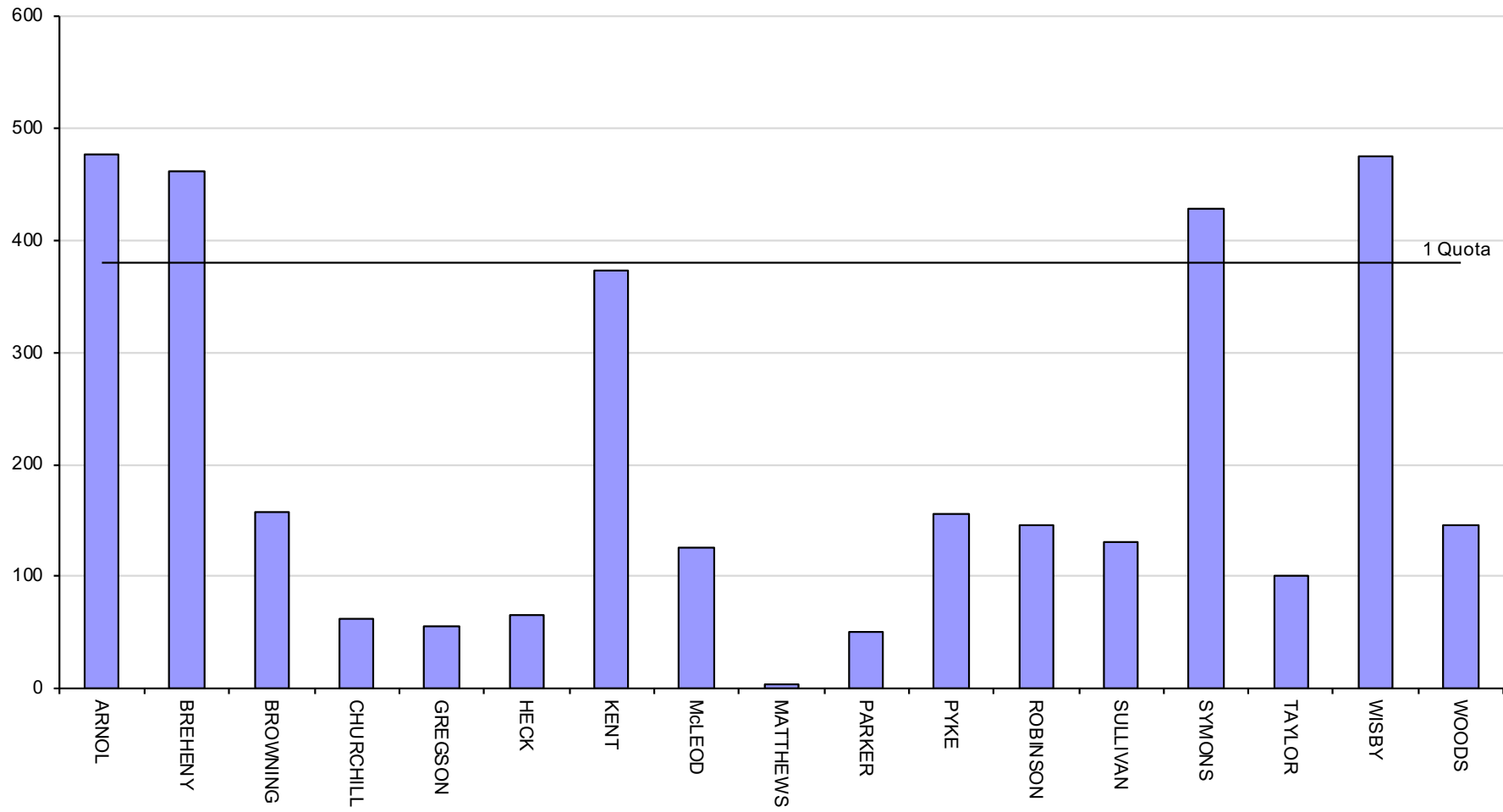
Ballot paper adjustment: 23
 Total ballot papers: 3 539

Formal Votes: 3 413
 Informal ballot papers: 126
 Informality rate: 3.56%

Quota = 380

SULLIVAN	SYMONS	TAYLOR	WISBY	WOODS	Votes Exhausted	Loss (Gain) by Fraction	Total Votes	Remarks
131.00	429.00	100.00	475.00	145.00		0.00	3413.00	ARNOL elected 1, WISBY elected 2, BREHENY elected 3, SYMONS elected 4
2.21		1.81		38.11		0.07		ARNOL's surplus distributed
133.21	429.00	101.81	475.00	183.11		0.07	3413.00	KENT elected 5
8.20		3.00	- 95.00	24.80		0.00		WISBY's surplus distributed
141.41	429.00	104.81	380.00	207.91		0.07	3413.00	
0.70		1.24		1.77		0.07		BREHENY's surplus distributed
142.11	429.00	106.05	380.00	209.68		0.14	3413.00	
2.62	- 49.00	8.10		3.31		0.05		SYMONS' surplus distributed
144.73	380.00	114.15	380.00	212.99		0.19	3413.00	
0.00		0.29		2.56		0.07		KENT's surplus distributed
144.73	380.00	114.44	380.00	215.55		0.26	3413.00	
1.20		0.00		0.37		0.00		MATTHEWS excluded
145.93	380.00	114.44	380.00	215.92		0.26	3413.00	
5.60		7.45		12.08		0.07		GREGSON excluded
151.53	380.00	121.89	380.00	228.00		0.33	3413.00	
4.60		4.42		19.75		0.06		PARKER excluded
156.13	380.00	126.31	380.00	247.75		0.39	3413.00	
9.77		6.40		13.95		0.06		HECK excluded
165.90	380.00	132.71	380.00	261.70		0.45	3413.00	
16.68		- 132.71		15.37		0.07		TAYLOR excluded
182.58	380.00	0.00	380.00	277.07		0.52	3413.00	
- 182.58				24.49		0.01		SULLIVAN excluded
0.00	380.00		380.00	301.56		0.53	3413.00	
				40.88	0.31	0.03		ROBINSON excluded
	380.00		380.00	342.44	0.31	0.56	3413.00	
				67.00	4.00	0.00		McLEOD part excluded
	380.00		380.00	409.44	4.31	0.56	3413.00	CHURCHILL elected 6, WOODS elected 7
					8.45	(0.03)		McLEOD excluded
	380.00		380.00	409.44	12.76	0.53	3413.00	
					4.91	0.02		CHURCHILL's surplus distributed
	380.00		380.00	409.44	17.67	0.55	3413.00	BROWNING elected 8

2018 Glamorgan-Spring Bay Councillor election - first preferences



Glamorgan-Spring Bay Council

Polling closed at 10am 30 October 2018

Returning Officer: Graeme Ingram

Mayor

Declarations admitted: 3 562

Ballot paper adjustment: 16

Total ballot papers: 3 546

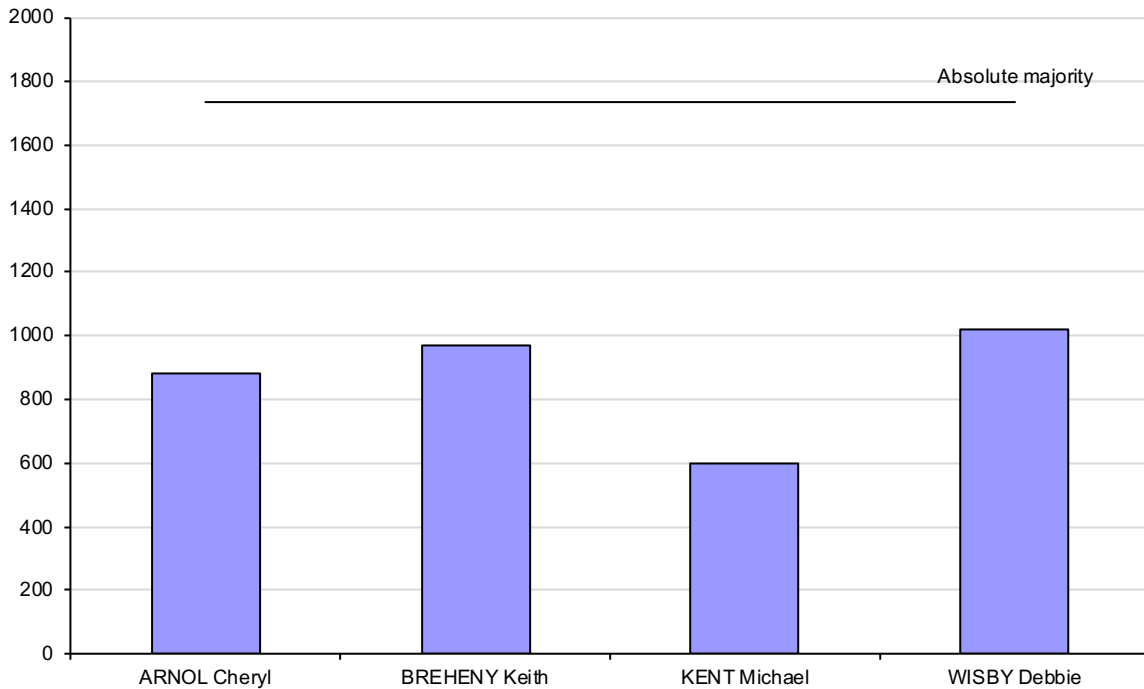
Formal Votes: 3 470

Informal ballot papers: 76

Informality rate: 2.14%

		ARNOL Cheryl	BREHENY Keith	KENT Michael	WISBY Debbie	Exhausted	Total Votes	Absolute Majority	Remarks
Count 1	Progress Total	879	969	600	1022	0	3470	1736	First preferences
Count 2	Votes transferred	262	91	-600	137	110			KENT excluded
	Progress Total	1141	1060	0	1159	110	3470	1681	
Count 3	Votes transferred	289	-1060		617	154			BREHENY excluded
	Progress Total	1430	0		1776	264	3470	1604	WISBY elected

2018 Glamorgan-Spring Bay Mayor election - first preferences



Glamorgan-Spring Bay Council

Polling closed at 10am 30 October 2018

Returning Officer: Graeme Ingram

Deputy Mayor

Declarations admitted: 3 562

Ballot paper adjustment: 16

Total ballot papers: 3 546

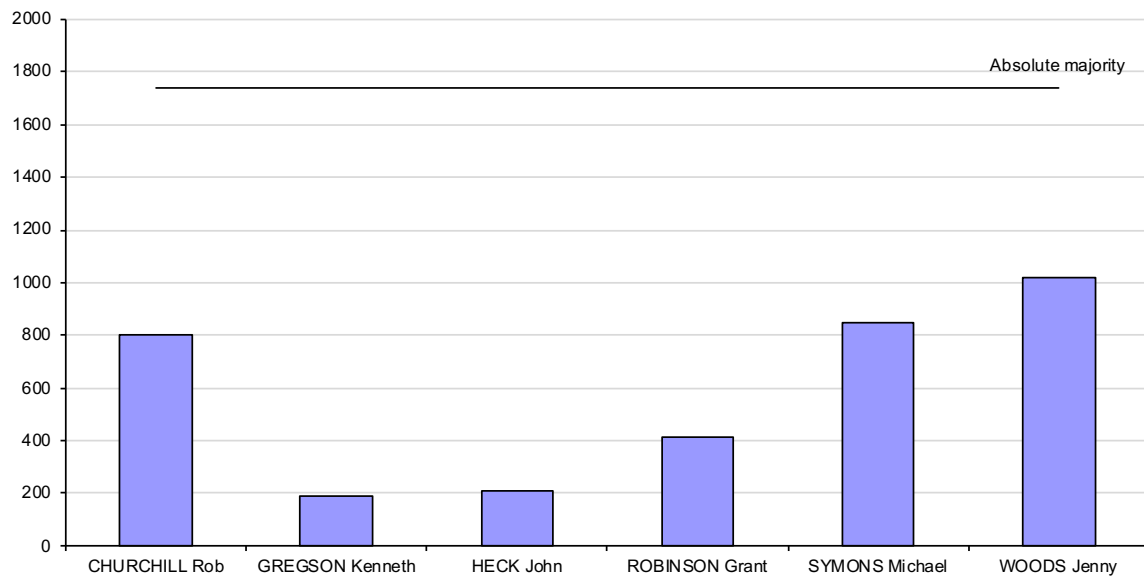
Formal Votes: 3 478

Informal ballot papers: 68

Informality rate: 1.92%

		CHURCHILL Rob	GREGSON Kenneth	HECK John	ROBINSON Grant	SYMONS Michael	WOODS Jenny	Exhausted	Total Votes	Absolute Majority	Remarks
Count 1	Progress Total	804	191	206	411	849	1017	0	3478	1740	First preferences
Count 2	Votes transferred	33	-191	24	22	30	44	38			GREGSON excluded
	Progress Total	837	0	230	433	879	1061	38	3478	1721	
Count 3	Votes transferred	50		-230	35	51	70	24			HECK excluded
	Progress Total	887		0	468	930	1131	62	3478	1709	
Count 4	Votes transferred	168			-468	101	118	81			ROBINSON excluded
	Progress Total	1055			0	1031	1249	143	3478	1668	
Count 5	Votes transferred	388				-1031	387	256			SYMONS excluded
	Progress Total	1443				0	1636	399	3478	1540	WOODS elected

2018 Glamorgan-Spring Bay Deputy Mayor election - first preferences



Glamorgan-Spring Bay Council Councillor Recount

Recount due to resignation of Greg Raspin

15 March 2016

		Candidates								Exhausted Votes	Lost by fraction	Total Votes	Absolute majority	Remarks
		BROWN Chelsea Lee	FAMA Michael	GREGSON Kenneth	HECK John	MATTHEWS Clem R	PARKER Richard	SCURRAH Miriam (Mim)	TAYLOR Lyn					
Count 1	Total	58.27	53.36	35.57	31.88	1.22	71.15	53.36	44.76	1.22	0.21	351.00	174.90	Distribution of Raspin
Count 2	Votes transferred	0.00	1.22	0.00	0.00	- 1.22	0.00	0.00	0.00	0.00	0.00			MATTHEWS excluded
	Progress total	58.27	54.58	35.57	31.88	0.00	71.15	53.36	44.76	1.22	0.21	351.00	174.90	
Count 3	Votes transferred	4.90	12.25	3.06	- 31.88		5.50	3.05	3.05	0.00	0.07			HECK Excluded
	Progress total	63.17	66.83	38.63	0.00		76.65	56.41	47.81	1.22	0.28	351.00	174.90	
Count 4	Votes transferred	7.34	7.35	- 38.63			10.41	3.05	9.79	0.61	0.08			GREGSON Excluded
	Progress total	70.51	74.18	0.00			87.06	59.46	57.60	1.83	0.36	351.00	174.59	
Count 5	Votes transferred	16.55	11.02				13.48	10.41	- 57.60	6.12	0.02			TAYLOR Excluded
	Progress total	87.06	85.20				100.54	69.87	0.00	7.95	0.38	351.00	171.53	
Count 6	Votes transferred	32.50	9.80				23.30	- 69.87		4.27	0.00			SCURRAH Excluded
	Progress total	119.56	95.00				123.84	0.00		12.22	0.38	351.00	169.40	
Count 7	Votes transferred	24.51	- 95.00				54.60			15.94	- 0.05			FAMA Excluded
	Progress total	144.07	0.00				178.44			28.16	0.33	351.00	161.43	PARKER Elected

Glamorgan-Spring Bay Council Councillor Recount

Recount due to resignation of Bertrand Cadart

10 October 2017

Candidates

		BROWN Chelsea Lee	FAMA Michael	FORBES YOUNG Robert	GREGSON Kenneth	HECK John	MATTHEWS Clem R	SCURRAH Miriam (Mim)	TAYLOR Lyn	Exhausted Votes	Lost by fraction	Total Votes	Absolute majority	Remarks
Counts 1-6	Total	39.64	108.78	66.71	43.51	41.09	4.35	13.53	31.90	1.45	0.04	351.00	174.78	Distribution of Cadart
Counts 7-9	Votes transferred	0.48	0.48	1.45	0.00	0.00	- 4.35	1.45	0.48	0.00	0.01			MATTHEWS excluded
	Progress total	40.12	109.26	68.16	43.51	41.09	0.00	14.98	32.38	1.45	0.05	351.00	174.78	
Counts 10-15	Votes transferred	2.90	0.48	2.41	3.86	1.45		- 14.98	3.86	0.00	0.02			SCURRAH Excluded
	Progress total	43.02	109.74	70.57	47.37	42.54		0.00	36.24	1.45	0.07	351.00	174.78	
Counts 16-21	Votes transferred	7.73	10.63	6.76	4.35	2.90			- 36.24	3.86	0.01			TAYLOR Excluded
	Progress total	50.75	120.37	77.33	51.72	45.44			0.00	5.31	0.08	351.00	172.85	
Counts 22-27	Votes transferred	7.25	14.98	8.70	12.08	- 45.44				2.41	0.02			HECK Excluded
	Progress total	58.00	135.35	86.03	63.80	0.00				7.72	0.10	351.00	171.65	
Counts 28-33	Votes transferred	- 58.00	19.82	15.47	16.92					5.80	- 0.01			BROWN Excluded
	Progress total	0.00	155.17	101.50	80.72					13.52	0.09	351.00	168.75	
Counts 34-39	Votes transferred		32.39	36.26	- 80.72					12.08	- 0.01			GREGSON Excluded
	Progress total		187.56	137.76	0.00					25.60	0.08	351.00	162.71	FAMA elected