



# Huon Valley Council

## 2018 election report

### Contents

- Local Government Elections in Tasmania
- Report on the 2018 Huon Valley Council Elections
- List of Councillors following the 2018 elections
- Councillor results
- Mayor and Deputy Mayor results
- Recount results

## Local Government Elections in Tasmania

The 2018 Huon Valley Council election was conducted by the Tasmanian Electoral Commission in accordance with the *Local Government Act 1993*.

Candidate information booklets and complete election results for the state are published on the TEC website [www.tec.tas.gov.au](http://www.tec.tas.gov.au).

### 2018 Election timetable

Notice of election published	Saturday 8 September
Nominations opened	9am Monday 10 September
Electoral rolls closed	6pm Thursday 13 September
Nominations closed	12 noon Monday 24 September
Nominations announced	12 noon Tuesday 25 September
Ballot material received by electors	8–12 October
Polling period	8–30 October
Close of poll	10am Tuesday 30 October

### Councillor casual vacancies

Councillor casual vacancies are filled by recount. Only unelected candidates from the relevant election may contest a recount. If there are no unelected candidates able to contest the recount, or the casual vacancy is also for the mayoral position, a by-election is held. A candidate elected at a recount or by-election serves until the next council election.

No casual vacancies are filled within 6 months of the next ordinary election, unless the vacancy results in the council unable to have a quorum.

### Elector polls

A council may hold an elector poll on any issue it determines. A council may also be required to hold an elector poll following petitions from electors in accordance with Part 6 of the Act. A council is not bound by the result of an elector poll.

### Electoral system

Elections for councillor positions are conducted using a system modelled on the Hare-Clark method of proportional representation used in Tasmanian House of Assembly elections.

Mayoral and deputy mayoral elections use a preferential system similar to that used for Tasmanian Legislative Council and federal House of Representatives elections.

Voting in Tasmanian local government elections is not compulsory.

Andrew Hawkey ELECTORAL COMMISSIONER July 2019

## Report on the 2018 Huon Valley Council Elections

Elections were held for the positions of Mayor, Deputy Mayor and 9 Councillors, all for 4 year terms.

12 838 Huon Valley electors were enrolled for the 2018 elections, comprising 12 460 (97.06%) from the State House of Assembly roll and 378 (2.94%) from the General Manager's roll.

66.36% of Huon Valley electors returned their ballot papers in comparison with 58.72% statewide.

### Huon Valley Councillors

Councillors are listed in order of their election.

#### Prior to the 2018 elections

##### **Mayor**

COAD, Peter James

##### **Deputy Mayor**

PAUL, Ian

##### **9 Councillors**

COAD, Peter James

WILSON, Mike

HERON, Bruce

SMITH, Liz

PAUL, Ian

EASTLEY, Lydia

RUZICKA, Pavel (Pav)

MACKINTOSH, Ian\*

LANGE, James\*

#### Following the 2018 elections

##### **Mayor**

ENDERS, Bec

##### **Deputy Mayor**

DOYLE, Sally

##### **9 Councillors**

ENDERS, Bec

NEWELL, Mick

GIBSON, Paul

DOYLE, Sally

CAMPBELL, Christine

WILSON, Mike

PRINCE, Rob

BIRD, Juanne

O'MAY, Mark

\* elected by recount

### Recounts between the 2014 and 2018 elections

A recount was conducted on 28 September 2015, to fill a vacancy for councillor on the Huon Valley Council following the resignation of Rosalie Woodruff on 10 September 2015. Six unelected candidates from the 2014 Huon Valley Council election contested the recount. An abstract of the count is at the back of this report.

A recount was conducted on 8 June 2016, to fill a vacancy for councillor on the Huon Valley Council following the resignation of Ken Studley on 25 May 2016. Four unelected candidates from the 2014 Huon Valley Council election contested the recount. An abstract of the count is at the back of this report.

## The candidates

### Huon Valley Council

enrolment 12 838

<b>Councillor</b>	27 candidates (9 to be elected)
ATKINS, Talan	Gardeners Bay
BIRD, Juanne	Geeveston
BLIGH, Allison	Huonville
BURGESS, Andrew	Geeveston
CAMPBELL, Christine	Lymington
CHERNOV, Alex	Cygnets
CLARK, Sue	Huonville
DELANEY, Sharon	Raminea
DOYLE, Sally	Surveyors Bay
ENDERS, Bec	Franklin
FYFE, Cherie	Cygnets
GIBSON, Paul	Lymington
HERRIOT, Robert	Deep Bay
KYNE, Trish	Waterloo
LINCOLNE, Ross	Cradock
NEWELL, Mick	Huonville
NOBLE, Paul	Castle Forbes Bay
O'MAY, Mark	Judbury
PRINCE, Rob	Mountain River
RENNER, Charlie	Strathblane
RICHTER, Amanda	Huonville
ROBERTSON, Amy	Port Huon
SANDERSON, Tim	Port Huon
THOMAS, Malcolm	Deep Bay
WATERHOUSE, Andy	Ranelagh
WILSON, Mike	Castle Forbes Bay
YALI, Danilo	Huonville

<b>Mayor</b>	5 candidates
ENDERS, Bec	Franklin
GIBSON, Paul	Lymington
NEWELL, Mick	Huonville
WILSON, Mike	Castle Forbes Bay
YALI, Danilo	Huonville

<b>Deputy Mayor</b>	6 candidates
---------------------	--------------

## The candidates

---

BURGESS, Andrew	Geeveston
CAMPBELL, Christine	Lymington
CLARK, Sue	Huonville
DOYLE, Sally	Surveyors Bay
KYNE, Trish	Waterloo
ROBERTSON, Amy	Port Huon

---

# Huon Valley Council - 2018 Councillor election

Polling closed at 10am 30 October 2018

Number to be elected: 9

Returning Officer: Ms Justin Meeker

Electors enrolled: 12 838

Declarations returned: 8 519

Response rate: 66.36%

Declarations rejected: 107

Declarations admitted: 8 412

Rejection rate: 1.26%

Count	ATKINS	BIRD	BLIGH	BURGESS	CAMPBELL	CHERNOV	CLARK	DELANEY	DOYLE	ENDERS	FYFE	GIBSON	HERRIOT	KNEE	LINCOLNE	NEWELL
1	162.00	290.00	71.00	146.00	266.00	56.00	158.00	130.00	373.00	1937.00	42.00	583.00	38.00	51.00	98.00	1739.00
2	42.22	52.19	19.35	43.39	197.05	7.62	28.73	1.75	112.01	- 1136.00	11.14	176.52	14.66	79.76	12.31	
	204.22	342.19	90.35	189.39	463.05	63.62	186.73	131.75	485.01	801.00	53.14	759.52	52.66	130.76	110.31	1739.00
3	10.78	48.00	16.72	71.73	17.79	5.39	66.34	20.49	180.69		18.87	37.75	8.63	18.87	3.77	- 938.00
	215.00	390.19	107.07	261.12	480.84	69.01	253.07	152.24	665.70	801.00	72.01	797.27	61.29	149.63	114.08	801.00
4	3.00	1.00	0.00	0.00	1.00	0.00	1.00	0.00	0.00		0.00	5.00	0.00	0.00	2.00	
	218.00	391.19	107.07	261.12	481.84	69.01	254.07	152.24	665.70	801.00	72.01	802.27	61.29	149.63	116.08	801.00
5 to 6	2.19	0.53	0.53	0.00	0.00	0.58	0.00	0.58	0.58		1.07		0.00	0.53	0.00	
	220.19	391.72	107.60	261.12	481.84	69.59	254.07	152.82	666.28	801.00	73.08	802.27	61.29	150.16	116.08	801.00
7	0.00	0.25	0.00	0.00	0.00	0.00	0.25	0.00	0.00		0.25	- 1.27	0.00	0.00	0.00	
	220.19	391.97	107.60	261.12	481.84	69.59	254.32	152.82	666.28	801.00	73.33	801.00	61.29	150.16	116.08	801.00
8 to 10	6.53	2.11	1.00	0.53	12.27	0.58	1.00	0.00	3.65		0.00		1.17	2.87	2.75	
	226.72	394.08	108.60	261.65	494.11	70.17	255.32	152.82	669.93	801.00	73.33	801.00	62.46	153.03	118.83	801.00
11 to 13	1.53	0.53	3.00	2.58	7.41	2.11	1.00	0.53	5.36		5.19		- 62.46	2.87	9.46	
	228.25	394.61	111.60	264.23	501.52	72.28	256.32	153.35	675.29	801.00	78.52	801.00	0.00	155.90	128.29	801.00
14 to 16	3.34	1.58	2.17	2.53	22.80	4.58	1.00	3.19	2.07		0.00			4.75	2.00	
	231.59	396.19	113.77	266.76	524.32	76.86	257.32	156.54	677.36	801.00	78.52	801.00		160.65	130.29	801.00
17 to 19	15.46	2.58	0.53	0.00	21.24	- 76.86	0.00	1.00	3.61		1.58			3.17	14.17	
	247.05	398.77	114.30	266.76	545.56	0.00	257.32	157.54	680.97	801.00	80.10	801.00		163.82	144.46	801.00
20 to 23	3.42	9.08	1.65	3.73	1.00		4.07	1.53	9.52		- 80.10			4.11	1.58	
	250.47	407.85	115.95	270.49	546.56		261.39	159.07	690.49	801.00	0.00	801.00		167.93	146.04	801.00
24 to 27	1.00	10.89	2.53	3.00	3.65		11.85	2.00	10.60					2.07	2.53	
	251.47	418.74	118.48	273.49	550.21		273.24	161.07	701.09	801.00		801.00		170.00	148.57	801.00
28 to 30	11.34	17.65	- 118.48	11.19	5.51		7.23	4.19	16.87					4.82	5.61	
	262.81	436.39	0.00	284.68	555.72		280.47	165.26	717.96	801.00		801.00		174.82	154.18	801.00
31 to 33	10.17	10.19		1.00	62.80		4.00	2.00	2.00					10.87	- 154.18	
	272.98	446.58		285.68	618.52		284.47	167.26	719.96	801.00		801.00		185.69	0.00	801.00
34 to 36	1.00	16.19		13.69	4.11		21.15	- 167.26	45.38					2.00		
	273.98	462.77		299.37	622.63		305.62	0.00	765.34	801.00		801.00		187.69		801.00
37 to 40	12.46	9.19		19.25	34.49		6.78		18.36					10.15		
	286.44	471.96		318.62	657.12		312.40		783.70	801.00		801.00		197.84		801.00
41 to 43	21.40	12.76		7.66	53.32		5.32		20.67					- 197.84		
	307.84	484.72		326.28	710.44		317.72		804.37	801.00		801.00		0.00		801.00
44	0.00	0.48		0.48	0.48		0.48		- 3.37							
	307.84	485.20		326.76	710.92		318.20		801.00	801.00		801.00				801.00
45 to 48	25.50	40.82		8.35	16.48		15.48									
	333.34	526.02		335.11	727.40		333.68		801.00	801.00		801.00				801.00
49	- 244.00	72.00		9.00	86.00		12.00									
	89.34	598.02		344.11	813.40		345.68		801.00	801.00		801.00				801.00
50 to 52	- 89.34	28.75		5.48			4.94									
	0.00	626.77		349.59	813.40		350.62		801.00	801.00		801.00				801.00
53		1.58		0.28	- 12.40		0.86									
		628.35		349.87	801.00		351.48		801.00	801.00		801.00				801.00
54		34.00		- 203.00			41.00									
		662.35		146.87	801.00		392.48		801.00	801.00		801.00				801.00
55 to 58		20.94		- 146.87			23.40									
		683.29		0.00	801.00		415.88		801.00	801.00		801.00				801.00
59		0.69					1.07									
		683.98			801.00		416.95		801.00	801.00		801.00				801.00
60 to 61		33.93					100.79									
		717.91			801.00		517.74		801.00	801.00		801.00				801.00
62 to 64		9.23					19.56									
		727.14			801.00		537.30		801.00	801.00		801.00				801.00
65		0.00					0.00									
		727.14			801.00		537.30		801.00	801.00		801.00				801.00
66		114.00					58.00									
		841.14			801.00		595.30		801.00	801.00		801.00				801.00
67 to 72							65.26									
		841.14			801.00		660.56		801.00	801.00		801.00				801.00
73		- 40.14					13.02									
		801.00			801.00		673.58		801.00	801.00		801.00				801.00

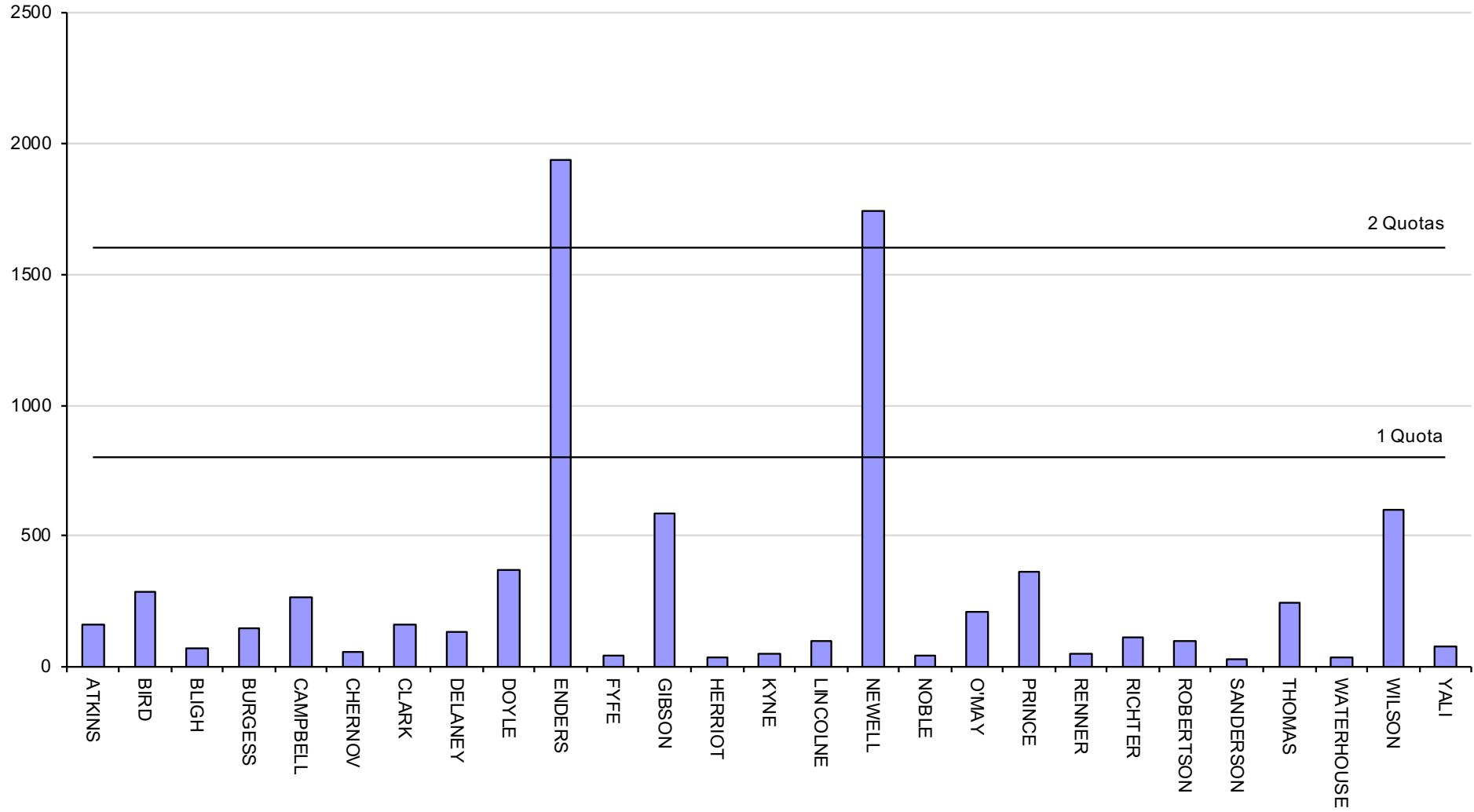
Ballot paper adjustment: 19  
 Total ballot papers: 8 393

Formal Votes: 8 008  
 Informal ballot papers: 385  
 Informality rate: 4.59%

Quota = 801

NOBLE	OMAY	PRINCE	RENNER	RICHTER	ROBERTSON	SANDERSON	THOMAS	WATERHOUSE	WILSON	YALI	Votes Exhausted	Loss (Gain) by Fraction	Total Votes	Remarks
42.00	211.00	363.00	48.00	111.00	102.00	31.00	248.00	38.00	599.00	75.00	0.00	8008.00	<b>ENDERS elected 1, NEWELL elected 2</b>	
6.45	20.52	56.88	15.24	21.69	106.73	15.83	13.48	4.10	20.52	55.71	0.15	8008.00	ENDERS' surplus distributed	
48.45	231.52	419.88	63.24	132.69	208.73	46.83	261.48	42.10	619.52	130.71	0.15	8008.00		
29.66	97.62	67.96	4.85	29.12	49.62	4.85	42.07	5.93	64.18	16.18	0.14	8008.00	NEWELL's surplus distributed	
78.11	329.14	487.84	68.09	161.81	258.35	51.68	303.55	48.03	683.70	146.89	0.29	8008.00		
3.00	5.00	7.00	0.00	1.00	2.00	0.00	0.00	- 38.00	5.00	2.00	0.00	8008.00	WATERHOUSE part excluded	
81.11	334.14	494.84	68.09	162.81	260.35	51.68	303.55	10.03	688.70	148.89	0.29	8008.00	<b>GIBSON elected 3</b>	
0.00	0.58	1.07	0.00	0.00	1.17	0.53	0.00	- 10.03	0.00	0.00	0.09	8008.00	WATERHOUSE excluded	
81.11	334.72	495.91	68.09	162.81	261.52	52.21	303.55	0.00	688.70	148.89	0.38	8008.00		
0.25	0.00	0.00	0.00	0.00	0.00	0.00	0.00	0.00	0.25	0.25	0.02	8008.00	GIBSON's surplus distributed	
81.36	334.72	495.91	68.09	162.81	261.52	52.21	303.55	688.70	149.14	149.14	0.40	8008.00		
0.00	1.17	0.53	0.58	5.70	2.00	- 52.21	2.53	1.53	3.58	3.58	0.13	8008.00	SANDERSON excluded	
81.36	335.89	496.44	68.67	168.51	263.52	0.00	306.08	690.23	152.72	152.72	0.53	8008.00		
1.00	3.70	4.17	2.00	0.58	3.58	0.00	0.00	1.53	4.17	4.17	0.16	8008.00	HERRIOT excluded	
82.36	339.59	500.61	70.67	169.09	267.10	0.00	306.08	691.76	156.89	156.89	0.69	8008.00		
1.00	3.58	8.34	- 70.67	3.53	0.00	0.00	0.53	0.00	3.58	3.58	0.10	8008.00	RENNER excluded	
83.36	343.17	508.95	0.00	172.62	267.10	0.00	306.61	691.76	160.47	160.47	0.79	8008.00		
0.00	1.00	2.17	0.00	1.70	6.07	0.00	0.53	1.00	1.00	1.00	0.05	8008.00	CHERNOV excluded	
83.36	344.17	511.12	0.00	174.32	273.17	0.00	307.14	692.76	161.47	161.47	0.84	8008.00		
2.53	3.61	7.19	0.00	7.95	2.53	0.00	9.27	4.19	3.00	3.00	0.14	8008.00	FYFE excluded	
85.89	347.78	518.31	0.00	182.27	275.70	0.00	316.41	696.95	164.47	164.47	0.98	8008.00		
- 85.89	7.14	8.81	0.00	1.75	0.53	0.00	3.07	13.81	0.53	0.53	0.13	8008.00	NOBLE excluded	
0.00	354.92	527.12	0.00	184.02	276.23	0.00	319.48	710.76	165.00	165.00	1.11	8008.00		
0.00	8.24	12.28	0.00	1.70	5.41	0.00	1.65	1.11	3.53	3.53	0.15	8008.00	BLIGH excluded	
0.00	363.16	539.40	0.00	185.72	281.64	0.00	321.13	711.87	168.53	168.53	1.26	8008.00		
0.00	6.58	10.95	0.00	9.70	9.51	0.00	2.53	4.00	7.82	7.82	0.06	8008.00	LINCOLNE excluded	
0.00	369.74	550.35	0.00	195.42	291.15	0.00	323.66	715.87	176.35	176.35	1.32	8008.00		
0.00	11.69	6.61	0.00	5.15	7.19	0.00	3.07	27.00	3.00	3.00	0.03	8008.00	DELANEY excluded	
0.00	381.43	556.96	0.00	200.57	298.34	0.00	326.73	742.87	179.35	179.35	1.35	8008.00		
0.00	8.90	22.85	0.00	4.61	15.34	0.00	4.58	12.30	- 179.35	- 179.35	0.09	8008.00	YALI excluded	
0.00	390.33	579.81	0.00	205.18	313.68	0.00	331.31	755.17	0.00	0.00	1.44	8008.00		
0.00	8.49	21.70	0.00	19.69	22.67	0.00	1.58	1.58	0.00	0.00	1.00	8008.00	KYNE part excluded	
0.00	398.82	601.51	0.00	224.87	336.35	0.00	332.89	756.75	0.00	0.00	1.00	1.44	8008.00	<b>DOYLE elected 4</b>
0.00	0.00	0.00	0.00	1.44	0.00	0.00	0.00	0.00	0.00	0.00	0.00	0.01	8008.00	KYNE excluded
0.00	398.82	601.51	0.00	226.31	336.35	0.00	332.89	756.75	0.00	0.00	1.00	1.45	8008.00	
0.00	26.02	41.61	0.00	- 226.31	36.28	0.00	9.15	5.65	0.00	0.00	1.00	(0.03)	8008.00	RICHTER excluded
0.00	424.84	643.12	0.00	0.00	372.63	0.00	342.04	762.40	0.00	0.00	2.00	1.42	8008.00	
0.00	8.00	30.00	0.00	0.00	18.00	0.00	6.00	3.00	0.00	0.00	0.00	0.00	8008.00	ATKINS part excluded
0.00	432.84	673.12	0.00	0.00	390.63	0.00	348.04	765.40	0.00	0.00	2.00	1.42	8008.00	<b>CAMPBELL elected 5</b>
0.00	5.08	24.97	0.00	0.00	13.33	0.00	2.87	1.17	0.00	0.00	2.78	(0.03)	8008.00	ATKINS excluded
0.00	437.92	698.09	0.00	0.00	403.96	0.00	350.91	766.57	0.00	0.00	4.78	1.39	8008.00	
0.00	0.72	4.61	0.00	0.00	1.58	0.00	0.28	0.28	0.00	0.00	2.16	0.05	8008.00	CAMPBELL's surplus distributed
0.00	438.64	702.70	0.00	0.00	405.54	0.00	351.19	766.85	0.00	0.00	6.94	1.44	8008.00	
0.00	23.00	16.00	0.00	0.00	28.00	0.00	21.00	37.00	0.00	0.00	3.00	0.00	8008.00	BURGESS part excluded
0.00	461.64	718.70	0.00	0.00	433.54	0.00	372.19	803.85	0.00	0.00	9.94	1.44	8008.00	<b>WILSON elected 6</b>
0.00	27.92	26.28	0.00	0.00	25.73	0.00	19.43	0.00	0.00	0.00	3.23	(0.06)	8008.00	BURGESS excluded
0.00	489.56	744.98	0.00	0.00	459.27	0.00	391.62	803.85	0.00	0.00	13.17	1.38	8008.00	
0.00	0.15	0.07	0.00	0.00	0.15	0.00	0.61	- 2.85	0.00	0.00	0.07	0.04	8008.00	WILSON's surplus distributed
0.00	489.71	745.05	0.00	0.00	459.42	0.00	392.23	801.00	0.00	0.00	13.24	1.42	8008.00	
0.00	85.51	58.10	0.00	0.00	39.86	0.00	- 326.17	0.00	0.00	0.00	8.00	(0.02)	8008.00	THOMAS part excluded
0.00	575.22	803.15	0.00	0.00	499.28	0.00	66.06	801.00	0.00	0.00	21.24	1.40	8008.00	<b>PRINCE elected 7</b>
0.00	25.72	0.00	0.00	0.00	8.78	0.00	- 66.06	0.00	0.00	0.00	2.83	(0.06)	8008.00	THOMAS excluded
0.00	600.94	803.15	0.00	0.00	508.06	0.00	0.00	801.00	0.00	0.00	24.07	1.34	8008.00	
0.00	0.61	- 2.15	0.00	0.00	0.92	0.00	0.00	0.00	0.00	0.00	0.61	0.01	8008.00	PRINCE's surplus distributed
0.00	601.55	801.00	0.00	0.00	508.98	0.00	0.00	801.00	0.00	0.00	24.68	1.35	8008.00	
0.00	46.00	0.00	0.00	0.00	- 250.00	0.00	0.00	0.00	0.00	0.00	32.00	0.00	8008.00	ROBERTSON part excluded
0.00	647.55	801.00	0.00	0.00	258.98	0.00	0.00	801.00	0.00	0.00	56.68	1.35	8008.00	<b>BIRD elected 8</b>
0.00	117.70	0.00	0.00	0.00	- 258.98	0.00	0.00	0.00	0.00	0.00	76.13	(0.11)	8008.00	ROBERTSON excluded
0.00	765.25	801.00	0.00	0.00	0.00	0.00	0.00	801.00	0.00	0.00	132.81	1.24	8008.00	
0.00	14.43	0.00	0.00	0.00	0.00	0.00	0.00	0.00	0.00	0.00	12.67	0.02	8008.00	BIRD's surplus distributed
0.00	779.68	801.00	0.00	0.00	0.00	0.00	0.00	801.00	0.00	0.00	145.48	1.26	8008.00	<b>OMAY elected 9</b>

## 2018 Huon Valley Councillor election - first preferences





# Huon Valley Council

Polling closed at 10am 30 October 2018

Returning Officer: Ms Justin Meeker

## Mayor

Declarations admitted: 8 412

Formal Votes: 8 281

Ballot paper adjustment: 31

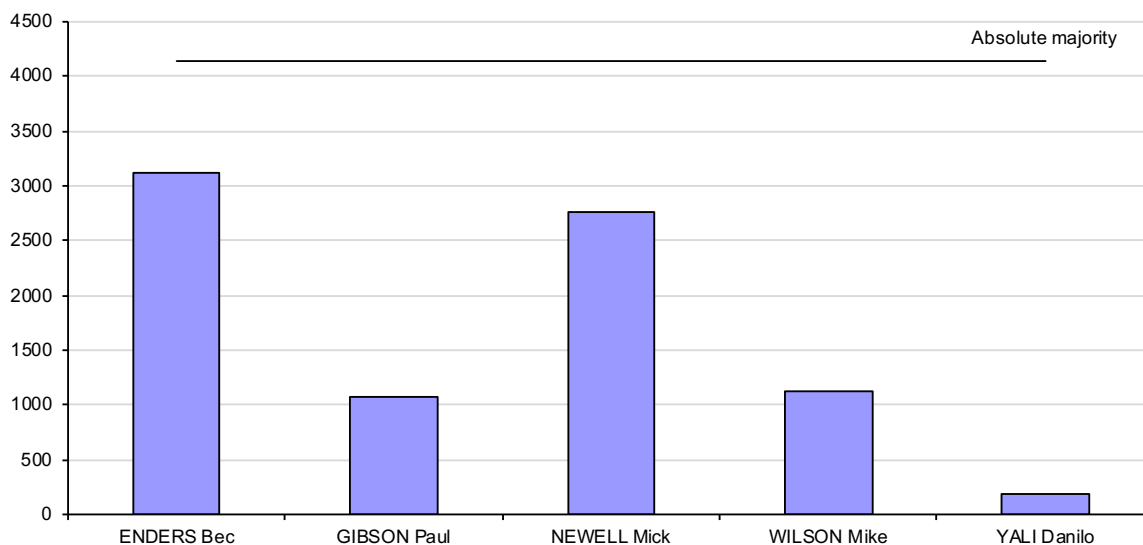
Informal ballot papers: 100

Total ballot papers: 8 381

Informality rate: 1.19%

		ENDERS Bec	GIBSON Paul	NEWELL Mick	WILSON Mike	YALI Danilo	Exhausted	Total Votes	Absolute Majority	Remarks
Count 1	Progress Total	3124	1073	2765	1124	195	0	8281	4141	First preferences
Count 2	Votes transferred	70	35	46	19	-195	25			YALI excluded
	Progress Total	3194	1108	2811	1143	0	25	8281	4129	
Count 3	Votes transferred	705	-1108	173	84		146			GIBSON excluded
	Progress Total	3899	0	2984	1227		171	8281	4056	
Count 4	Votes transferred	350		631	-1227		246			WILSON excluded
	Progress Total	4249		3615	0		417	8281	3933	<b>ENDERS elected</b>

2018 Huon Valley Mayor election - first preferences



# Huon Valley Council

Polling closed at 10am 30 October 2018

Returning Officer: Ms Justin Meeker

## Deputy Mayor

Declarations admitted: 8 412

Ballot paper adjustment: 29

Total ballot papers: 8 383

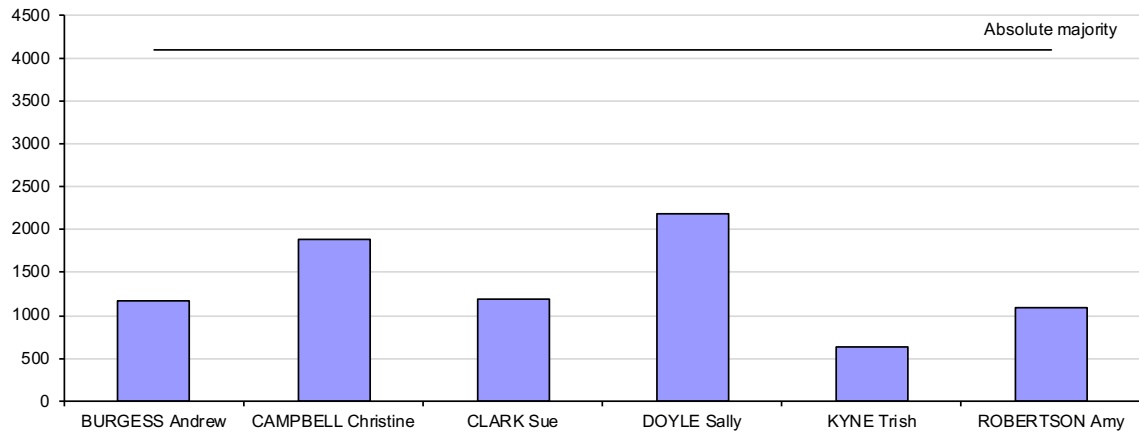
Formal Votes: 8 189

Informal ballot papers: 194

Informality rate: 2.31%

		<b>BURGESS Andrew</b>	<b>CAMPBELL Christine</b>	<b>CLARK Sue</b>	<b>DOYLE Sally</b>	<b>KYNE Trish</b>	<b>ROBERTSON Amy</b>	Exhausted	Total Votes	Absolute Majority	Remarks
Count 1	Progress Total	1173	1895	1191	2193	642	1095	0	8189	4095	First preferences
Count 2	Votes transferred	48	220	42	119	-642	129	84			KYNE excluded
	Progress Total	1221	2115	1233	2312	0	1224	84	8189	4053	
Count 3	Votes transferred	-1221	103	292	413		222	191			BURGESS excluded
	Progress Total	0	2218	1525	2725		1446	275	8189	3958	
Count 4	Votes transferred		477	205	563		-1446	201			ROBERTSON excluded
	Progress Total		2695	1730	3288		0	476	8189	3857	
Count 5	Votes transferred		359	-1730	1087			284			CLARK excluded
	Progress Total		3054	0	4375			760	8189	3715	<b>DOYLE elected</b>

2018 Huon Valley Deputy Mayor election - first preferences



# Huon Valley Council Councillor Recount

Recount due to resignation of Rosalie Woodruff

**28 September 2015**

---

	BURGESS Andrew	HIGGINS Michael	LANGE James	MACKINTOSH Ian	POULTON Gina Frances	ROBERTSON Amy	Exhausted Votes	Lost by fraction	Total Votes	Absolute majority	Remarks
Count 1 Total	20.07	92.61	45.93	415.83	92.82	56.68	0.00	0.06	<b>724.00</b>	362.01	MACKINTOSH Elected

---

# Huon Valley Council Councillor Recount

Recount due to resignation of Ken Studley

8 June 2016

		BURGESS Andrew	HIGGINS Michael	LANGE James	ROBERTSON Amy	Exhausted Votes	Lost by fraction	Total Votes	Absolute majority	Remarks
Counts 1-7	Total	214.60	143.45	264.02	101.85	0.00	0.08	<b>724.00</b>	362.01	Distribution of Studley
Counts 8-13	Votes transferred	42.71	23.06	31.59	- 101.85	4.47	0.02			ROBERTSON excluded
	Progress total	257.31	166.51	295.61	0.00	4.47	0.10	<b>724.00</b>	359.77	
Counts 14-20	Votes transferred	73.34	- 166.51	87.50		5.64	0.03			HIGGINS excluded
	Progress total	330.65	0.00	383.11		10.11	0.13	<b>724.00</b>	356.95	<b>LANGE</b> elected