

Burnie City Council

2000 election report

Table of contents

- Local Government Elections in Tasmania
- Report on the 2000 Burnie City Council Election
- List of Councillors (Aldermen) following the 2000 elections
- Councillor results
- Mayor & Deputy Mayor results
- Recount result

Local Government Elections in Tasmania

Every second (even) year elections are held in all 29 councils for the positions of mayor and deputy mayor and half the councillor positions. Where required, by-elections are held concurrently for vacancies that have occurred since the last elections.

The Tasmanian Electoral Office (TEO) supervises the conduct of elections in accordance with the *Local Government Act 1993*. Elections by postal ballot have been held in 1994, 1996, 1999 (deferred from 1998) and 2000, with the next elections due in October 2002.

Following recent changes to the Act, mayors and deputy mayors were elected directly by the electors in each municipal area for the first time in 2000.

Candidate information booklets and complete election results for the state are available from the TEO and are posted on the TEO website www.electoral.tas.gov.au.

2000 Election timetable

Notice of election published	Saturday 16 September
Electoral rolls closed	6 pm Thursday 21 September
Nomination period	25 September— 12 noon on 4 October
Nominations closed	12 noon Wednesday 4 October
Nominations announced & draw for ballot paper positions	12 noon Thursday 5 October
Ballot material delivered to electors	17–20 October
Polling period	17–31 October
Close of poll	10 am Tuesday 31 October

Casual vacancies

Casual vacancies are filled by recount where possible, unless the vacancy occurs within 6 months of a forthcoming election. Only **unelected** candidates from the relevant election may contest a recount. A candidate elected at a recount serves until the next council election. If a recount is not possible, a by-election is held—with the candidate elected to serve for the remainder of the term of office of the original councillor.

Electoral polls

A council may hold an elector poll on any issue it determines. It may also be required to hold an elector poll following petitions from electors in accordance with Part 6 of the Act. A council is not bound by the result of an elector poll.

Electoral system

Voting in Tasmanian local government elections is not compulsory.

Elections for councillor positions are conducted using a system modelled on the Hare-Clark method of proportional representation used in Tasmanian House of Assembly elections.

Mayoral and deputy mayoral elections use a preferential system similar to that used for Tasmanian Legislative Council and Federal House of Representatives elections.

Report on the 2000 Burnie City Council Election

Elections were held for the positions of Mayor and Deputy Mayor for 2 year terms, 6 Councillors (Aldermen) for 4 year terms and one by-election for a Councillor for a 2 year term.

13377 Burnie City electors were enrolled for the 2000 elections, comprising 13153 (98.32%) from the State House of Assembly roll and 224 (1.67%) from the General Manager's roll.

64.11% of Burnie City electors returned their ballot papers in comparison with 57.78% statewide.

Recount

One recount was held between the 1999 and 2000 elections. Councillor David Currie resigned from the Burnie City Council on 21 July 1999. Four unelected candidates from the 1999 Burnie City election consented to contest the recount. The recount took place at noon Monday 2 August 1999. Full details are provided on the back page.

Candidates at the 2000 elections

Mayor		Councillors (Aldermen)	
ALTIMIRA, Jim	Upper Natone	★ ALTIMIRA, Jim*	Upper Natone
★ BOYD, Alwryn	Montello	★ BLACKLOW, Bob	Stowport
FRENCH, Sandra	Mooreville	★ BLIZZARD, Jan	Upper Burnie
SAMEC, Sam*	Ocean Vista	COHEN, Greg	Highclere
		DUNHAM, Grant	Hillcrest
		DYKE, Geoffrey	Romaine
		EDNEY, Darrell	Upper Burnie
		★ ELPHINSTONE, Ross L*	Natone
		★ FRENCH, Sandra*	Mooreville
		GAY, Tim	Upper Burnie
		★ GREEN, Stephen	Stowport
		HAINSWORTH, Tony*	Round Hill
		HARDSTAFF, Neil	Acton
		JACOBS, Geoff	Parklands
		KELLY, John	Upper Natone
		RYAN, Malcolm	East Cam
		★ SAMEC, Sam*	Ocean Vista
		WALKER, Steve	Natone

Deputy Mayor

WHITELEY, Brett	Park Grove
★ WINTER, Colin	Park Grove

- ★ denotes elected candidate
- * denotes seeking re-election

Burnie City Councillors following the 2000 elections

Mayor

term ends 2002
BOYD Alwryn

Deputy Mayor

term ends 2002
WINTER Colin

12 Councillors (Aldermen)

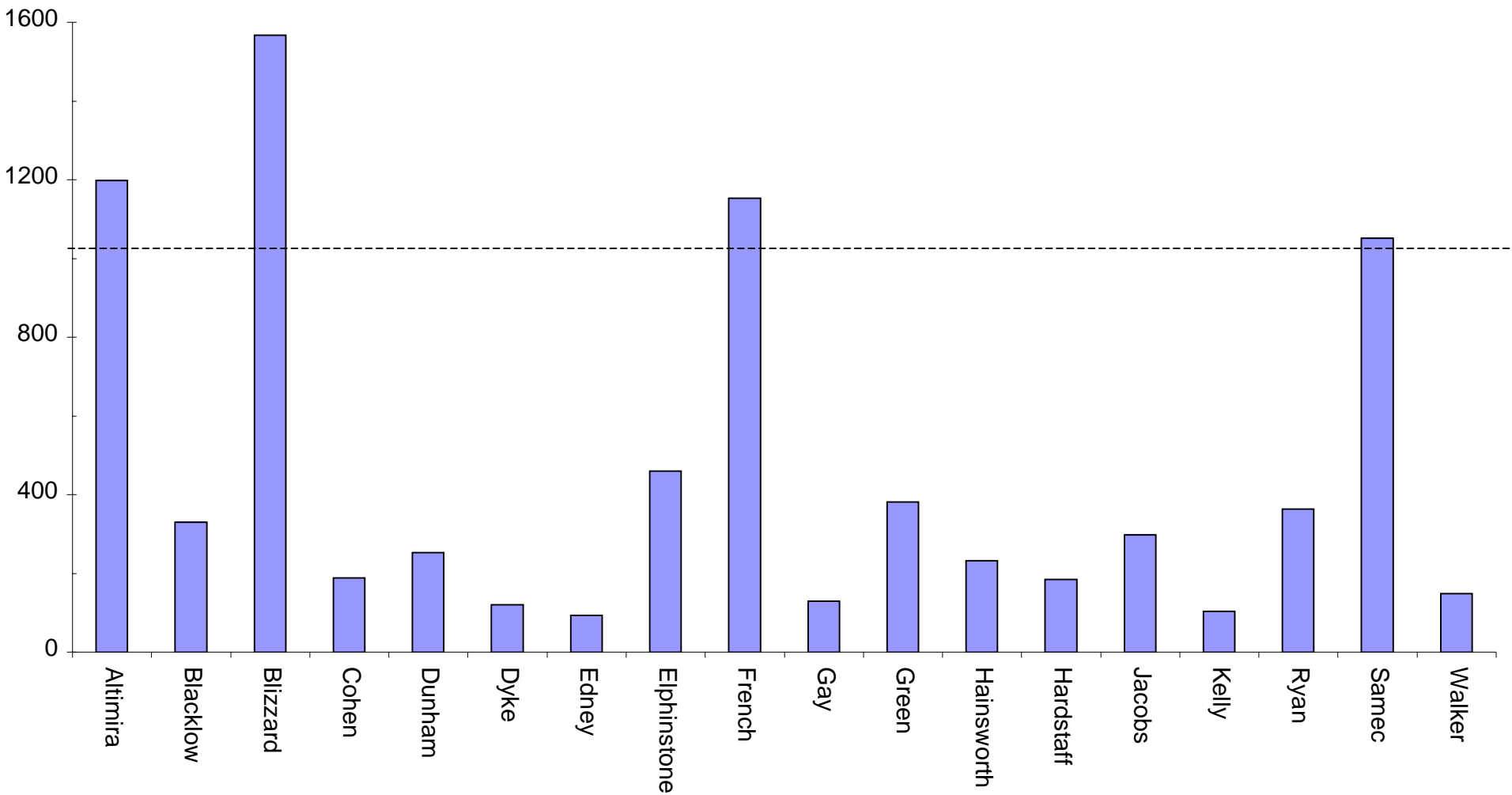
term ends 2004

BLIZZARD Jan
ALTIMIRA Jim
FRENCH Sandra
SAMEC Sam
ELPHINSTONE Ross L
BLACKLOW Bob

term ends 2002

BOYD Alwryn
WHITELEY Brett
WINTER Colin
MUNRO John
ATKINS Noel William
GREEN Stephen

Burnie City Council - 2000 Councillor (Aldermen) first preferences



Councillor (Aldermen) distribution of preferences

Burnie City

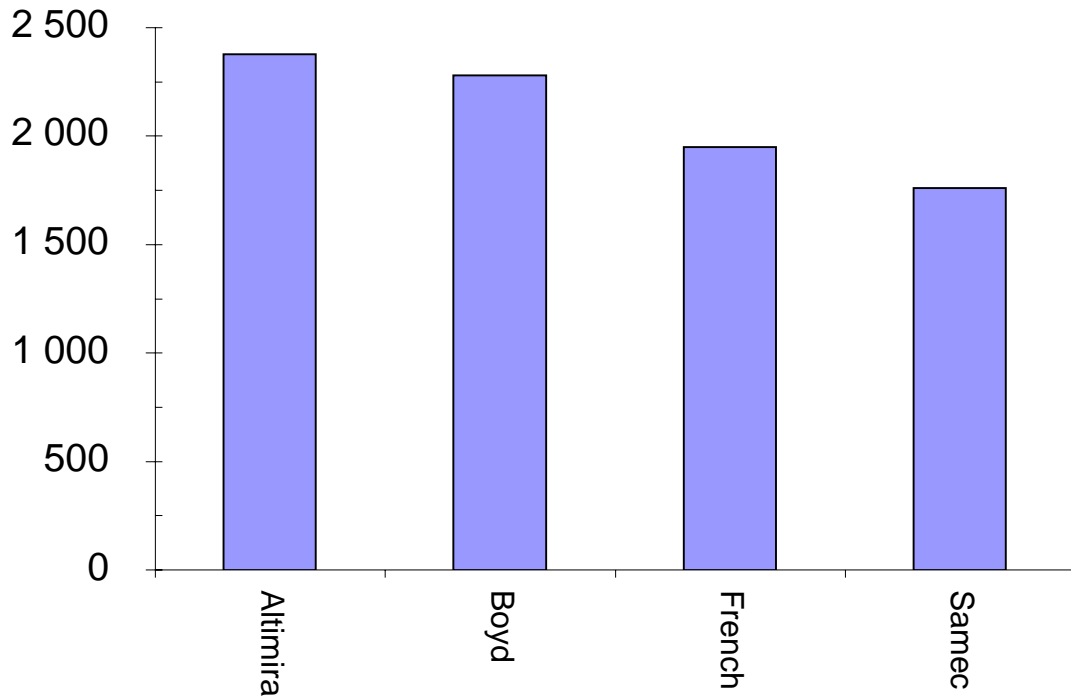
Returning Officer : Mr Julian Type
 Polling closed at 10 am Tuesday 31 October 2000
 Number to be elected : 7
 Electors enrolled : 13 377
 Declarations returned : 8 576
 Response 64.11%
 Declarations rejected : 135
 Declarations admitted : 8 441
 Rejection rate : 1.57%
 Ballot paper adjustment : 9
 Formal votes : 8 242
 Total ballot papers : 8 432
 Informal ballot papers : 190
 Informality rate : 2.25%

Quota = 1031

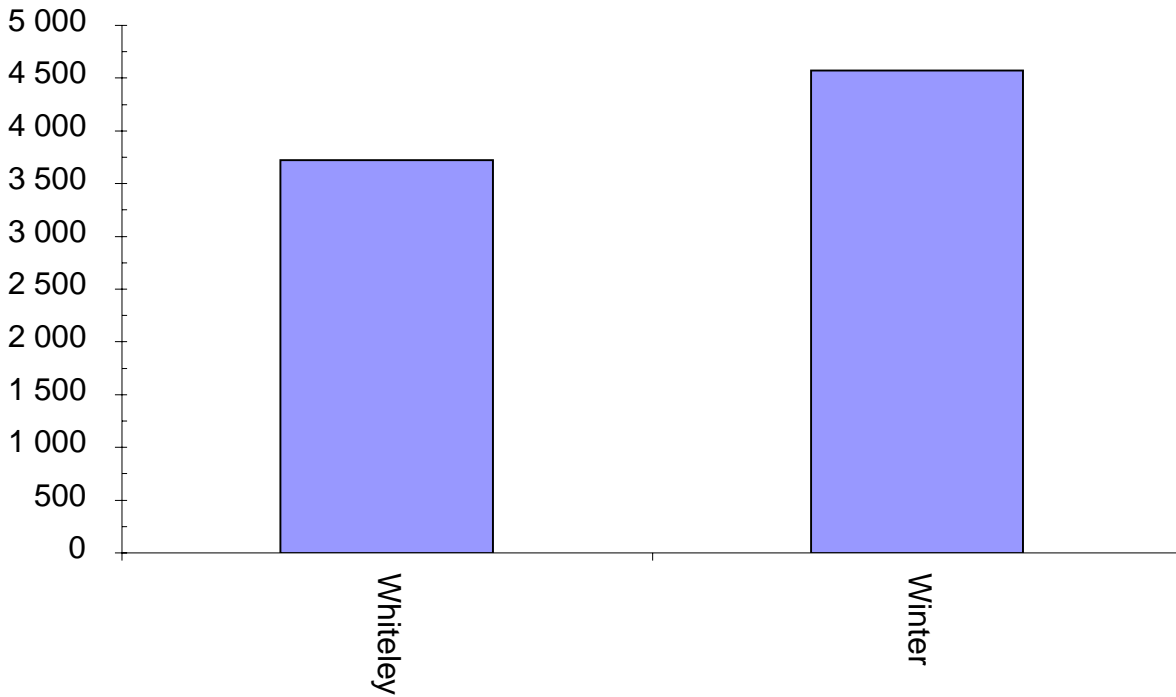
CANDIDATES

	Altimira	Blacklow	Blizzard	Cohen	Dunham	Dyke	Edney	Elphinstone	French	Gay	Green	Hainsworth	Hardstaff	Jacobs	Kelly	Ryan	Samec	Walker	Exhausted	Loss (Gain) by Fraction	Total Votes	Remarks	
Count 1	1 197.00	329.00	1 566.00	188.00	252.00	120.00	92.00	459.00	1 152.00	128.00	381.00	232.00	184.00	297.00	103.00	363.00	1 051.00	148.00				Blizzard elected 1, Altimira elected 2, French elected 3, Samec elected 4	
Count 2		68.66	- 535.00	20.15	48.17	17.76	22.88	58.41	18.10	50.22	48.17	35.87	61.15	16.39	16.39	48.17	- 20.00	20.83	0.07	0.07	8 242.00	Blizzard's surplus distributed	
Count 3		397.66	1 031.00	208.15	300.17	137.76	114.88	517.41	1 152.00	146.10	431.22	280.17	219.87	368.15	119.39	411.17	1 051.00	168.83	0.07	0.07	8 242.00	Altimira's surplus distributed	
Count 4		16.78	- 166.00	4.29	12.75	5.40	7.62	25.10	4.29	17.61	20.94	9.01	19.13	5.96	11.92	5.13	1 051.00	173.96	0.14	0.14	8 242.00	French's surplus distributed	
Count 5		414.44	1 031.00	212.44	312.92	143.16	122.50	542.51	1 152.00	150.39	448.83	301.11	228.88	377.28	125.35	423.09	1 051.00	6.72	0.06	0.06	8 242.00	Samec's surplus distributed	
Count 6 to 10		15.01	- 103.00	5.35	8.19	2.62	3.99	20.27	- 121.00	5.14	10.50	9.87	7.45	16.17	2.31	7.35	- 20.00	181.34	0.28	0.28	8 242.00	Edney excluded	
Count 11 to 15		429.45	1 031.00	217.79	321.11	145.78	126.49	562.78	1 031.00	155.53	459.33	310.98	236.33	393.45	127.66	430.44	1 051.00	9.23	0.53	0.53	8 242.00	Kelly excluded	
Count 16 to 20		2.96	- 103.00	0.53	1.61	0.45	0.32	3.55	0.66	1.27	2.22	0.78	3.23	0.45	1.23	- 20.00	197.52	7.94	0.72	0.72	8 242.00	Dyke excluded	
Count 21 to 25		432.41	1 031.00	218.32	322.72	146.23	126.81	566.33	1 031.00	156.19	460.60	313.20	237.11	396.68	128.11	431.67	1 031.00	16.15	0.34	0.34	8 242.00	Gay excluded	
Count 26 to 30		8.21	- 103.00	8.02	11.74	5.60	- 126.81	9.04	8.99	16.52	11.30	9.63	14.73	5.18	8.37	9.23	1 031.00	190.57	0.00	0.00	8 242.00	Walker excluded	
Count 31 to 35		440.62	1 031.00	226.34	334.46	151.83	0.00	575.37	1 031.00	165.18	477.12	324.50	246.74	411.41	133.29	440.04	1 031.00	221.61	0.34	0.34	8 242.00	Cohen excluded	
Count 36 to 40		5.49	- 103.00	7.78	10.50	6.17	22.82	22.82	5.71	15.37	14.14	9.13	6.28	- 133.29	22.76	22.76	1 031.00	6.95	0.44	0.44	8 242.00	Hardstaff excluded	
Count 41 to 45		446.11	1 031.00	234.12	344.96	158.00	22.82	598.19	1 031.00	170.89	492.49	338.64	255.87	417.69	0.00	462.80	1 031.00	197.52	0.78	0.78	8 242.00	Dunham excluded	
Count 46 to 50		25.38	- 103.00	7.36	27.00	- 158.00	17.83	17.83	4.24	17.64	5.04	9.62	23.05	6.00	12.40	12.40	1 031.00	7.94	0.00	0.00	8 242.00	Hainsworth excluded	
Count 51		471.49	1 031.00	241.48	371.96	0.00	14.18	616.02	1 031.00	175.13	510.13	343.68	265.49	440.74	475.20	1 031.00	205.46	16.15	0.88	0.88	8 242.00	Jacobs part excluded	
Count 52		494.06	1 031.00	259.56	390.40	0.00	36.33	630.20	1 031.00	0.00	538.47	360.03	276.32	457.45	488.56	1 031.00	221.61	16.15	0.12	0.12	8 242.00	Elphinstone elected 5	
Count 53 to 55		22.71	- 103.00	21.30	25.73	0.00	36.33	36.33	33.04	28.05	14.63	25.55	502.32	1 031.00	502.32	1 031.00	0.00	221.61	0.07	0.07	8 242.00	Jacobs part excluded	
Count 56		516.77	1 031.00	280.86	416.13	0.00	666.53	730.90	1 031.00	571.51	388.08	290.95	483.00	560.87	1 031.00	560.87	1 031.00	0.00	0.00	0.00	8 242.00	Blacklow elected 6	
Count 57		32.07	- 103.00	- 280.86	20.00	0.00	64.37	64.37	36.22	33.08	12.32	34.23	48.55	48.55	48.55	48.55	1 031.00	6.95	0.02	0.02	8 242.00	Jacobs fully excluded	
Count 58 to 60		548.84	1 031.00	0.00	436.13	0.00	29.84	29.84	607.73	421.16	303.27	517.23	560.87	1 031.00	560.87	1 031.00	1 031.00	0.00	0.00	0.00	8 242.00	Elphinstone's surplus distributed	
Count 61 to 65		606.01	1 031.00	464.74	28.61	28.61	760.74	760.74	44.09	53.50	- 303.27	46.15	36.63	36.63	36.63	1 031.00	205.46	7.94	0.76	0.76	8 242.00	Blacklow's surplus distributed	
Count 66 to 70		91.54	- 103.00	- 464.74	0.00	0.00	71.09	71.09	651.82	474.66	0.00	563.38	66.05	66.05	66.05	1 031.00	190.57	8.04	0.04	0.04	8 242.00	Green elected 7	
Count 71 to 75		697.55	1 031.00	0.00	0.00	0.00	831.83	831.83	732.89	557.08	632.16	68.78	68.78	68.78	68.78	1 031.00	197.52	11.84	0.01	0.01	8 242.00		
Count 76 to 80		111.21	- 103.00	0.00	0.00	0.00	113.06	113.06	103.30	- 557.08	101.42	101.42	101.42	101.42	101.42	1 031.00	197.52	23.02	- 0.09	- 0.09	8 242.00		
Count 81 to 85		808.76	1 031.00	0.00	0.00	0.00	944.89	944.89	836.19	0.00	733.58	733.58	733.58	733.58	733.58	1 031.00	197.52	34.86	1.01	1.01	8 242.00		
Count 86 to 90		209.00	- 103.00	0.00	0.00	0.00	122.00	122.00	106.00	106.00	106.00	106.00	106.00	106.00	106.00	1 031.00	197.52	23.02	0.00	0.00	8 242.00		
Count 91 to 95		1 017.76	1 031.00	1 031.00	1 031.00	1 031.00	1 031.00	1 031.00	1 031.00	1 031.00	1 031.00	1 031.00	1 031.00	1 031.00	1 031.00	1 031.00	1 031.00	1 031.00	57.86	1.01	1.01	8 242.00	
Count 96 to 100		47.14	- 103.00	0.00	0.00	0.00	1 066.89	1 066.89	1 066.89	1 066.89	1 066.89	1 066.89	1 066.89	1 066.89	1 066.89	1 066.89	1 031.00	197.52	12.64	- 0.04	- 0.04	8 242.00	
Count 101 to 105		1 064.90	1 031.00	1 031.00	1 031.00	1 031.00	1 031.00	1 031.00	1 031.00	1 031.00	1 031.00	1 031.00	1 031.00	1 031.00	1 031.00	1 031.00	1 031.00	1 031.00	70.50	0.97	0.97	8 242.00	
Count 106 to 110		1 064.90	1 031.00	1 031.00	1 031.00	1 031.00	1 031.00	1 031.00	1 031.00	1 031.00	1 031.00	1 031.00	1 031.00	1 031.00	1 031.00	1 031.00	1 031.00	1 031.00	14.54	- 0.11	- 0.11	8 242.00	
Count 111 to 115		1 064.90	1 031.00	1 031.00	1 031.00	1 031.00	1 031.00	1 031.00	1 031.00	1 031.00	1 031.00	1 031.00	1 031.00	1 031.00	1 031.00	1 031.00	1 031.00	1 031.00	85.04	0.86	0.86	8 242.00	
Count 116 to 120		1 064.90	1 031.00	1 031.00	1 031.00	1 031.00	1 031.00	1 031.00	1 031.00	1 031.00	1 031.00	1 031.00	1 031.00	1 031.00	1 031.00	1 031.00	1 031.00	1 031.00	5.00	0.02	0.02	8 242.00	
Count 121 to 125		1 064.90	1 031.00	1 031.00	1 031.00	1 031.00	1 031.00	1 031.00	1 031.00	1 031.00	1 031.00	1 031.00	1 031.00	1 031.00	1 031.00	1 031.00	1 031.00	1 031.00	90.04	0.88	0.88	8 242.00	
Count 126 to 130		1 031.00	1 031.00	1 031.00	1 031.00	1 031.00	1 031.00	1 031.00	1 031.00	1 031.00	1 031.00	1 031.00	1 031.00	1 031.00	1 031.00	1 031.00	1 031.00	1 031.00	8.35	0.01	0.01	8 242.00	
Count 131 to 135		1 031.00	1 031.00	1 031.00	1 031.00	1 031.00	1 031.00	1 031.00	1 031.00	1 031.00	1 031.00	1 031.00	1 031.00	1 031.00	1 031.00	1 031.00	1 031.00	1 031.00	98.39	0.89	0.89	8 242.00	

Burnie City Council — 2000 Mayor first preferences



Burnie City Council — 2000 Deputy Mayor first preferences



Burnie City Council

Polling closed at 10 am Tuesday 31 October 2000

Returning Officer : Mr Julian Type

Electors enrolled : 13 377

Declarations returned : 8 576

Response 64.11 %

Mayor

Ballot paper adjustment : 8

Total ballot papers : 8 433

Formal votes : 8 363

Informal ballot papers : 70

Informality Rate : 0.83%

		CANDIDATES				Exhausted Votes	Total Votes	Remarks
		Altimira	Boyd	French	Samec			
Count 1	Total	2 376	2 278	1 949	1 760		8 363	
Count 2	Votes transferred	487	538	564	-1 760	171		Samec excluded
	Progress totals	2 863	2 816	2 513	0	171	8 363	
Count 3	Votes transferred	993	1 239	-2 513		281		French excluded
	Progress totals	3 856	4 055	0		452	8 363	Boyd elected

Deputy Mayor

Ballot paper adjustment : 8

Total ballot papers : 8 433

Formal votes : 8 288

Informal ballot papers : 145

Informality Rate : 1.71%

		CANDIDATES		Total Votes	Remarks
		Whiteley	Winter		
Count 1	Total	3 721	4 567	8 288	Winter elected

Burnie City Council

Recount due to the resignation of Mayor, Councillor **David Currie**

Recount conducted at noon Monday 2 August 1999

Distribution of preferences (multiplied by 100)

		CANDIDATES				Exhausted	Lost by	Total	Absolute	Remarks
		CARINS Anthea	CROMBIE Simon	EDNEY Darrell	HAINSWORTH Anthony	Votes	fraction	Votes	majority	
Count 1	Currie Distribution	34 921	11 411	14 263	37 184	4 820	2	102 601	48 890	
Count 2	Votes transferred	3 541	-11 411	2 065	4 131	1 672	2			Crombie Excluded
	Progressive total	38 462	0	16 328	41 315	6 492	4	102 601	48 053	
Count 3	Votes transferred	7 476		-16 328	6 984	1 869	- 1			Edney Excluded
	Progressive total	45 938		0	48 299	8 361	3	102 601	47 119	Hainsworth Elected