



Glamorgan- Spring Bay Council

2000 election report

Table of contents

- Local Government Elections in Tasmania
- Report on the 2000 Glamorgan-Spring Bay Council Election
- List of Councillors following the 2000 elections
- Councillor results
- Mayor & Deputy Mayor results
- Elector poll results

Local Government Elections in Tasmania

Every second (even) year elections are held in all 29 councils for the positions of mayor and deputy mayor and half the councillor positions. Where required, by-elections are held concurrently for vacancies that have occurred since the last elections.

The Tasmanian Electoral Office (TEO) supervises the conduct of elections in accordance with the *Local Government Act 1993*. Elections by postal ballot have been held in 1994, 1996, 1999 (deferred from 1998) and 2000, with the next elections due in October 2002.

Following recent changes to the Act, mayors and deputy mayors were elected directly by the electors in each municipal area for the first time in 2000.

Candidate information booklets and complete election results for the state are available from the TEO and are posted on the TEO website www.electoral.tas.gov.au.

2000 Election timetable

Notice of election published	Saturday 16 September
Electoral rolls closed	6 pm Thursday 21 September
Nomination period	25 September— 12 noon on 4 October
Nominations closed	12 noon Wednesday 4 October
Nominations announced & draw for ballot paper positions	12 noon Thursday 5 October
Ballot material delivered to electors	17–20 October
Polling period	17–31 October
Close of poll	10 am Tuesday 31 October

Casual vacancies

Casual vacancies are filled by recount where possible, unless the vacancy occurs within 6 months of a forthcoming election. Only unelected candidates from the relevant election may contest a recount. A candidate elected at a recount serves until the next council election. If a recount is not possible, a by-election is held—with the candidate elected to serve for the remainder of the term of office of the original councillor.

Elector polls

A council may hold an elector poll on any issue it determines. It may also be required to hold an elector poll following petitions from electors in accordance with Part 6 of the Act. A council is not bound by the result of an elector poll.

Electoral system

Voting in Tasmanian local government elections is not compulsory.

Elections for councillor positions are conducted using a system modelled on the Hare-Clark method of proportional representation used in Tasmanian House of Assembly elections.

Mayoral and deputy mayoral elections use a preferential system similar to that used for Tasmanian Legislative Council and Federal House of Representatives elections.

Report on the 2000 Glamorgan-Spring Bay Council Election

Elections were held for the positions of Mayor and Deputy Mayor for 2 year terms, 5 Councillors for 4 year terms and an **Elector Poll**.

3451 Glamorgan-Spring Bay electors were enrolled for the 2000 elections, comprising 3074 (89.07%) from the State House of Assembly roll and 377 (10.92%) from the General Manager's roll.

70.12% of Glamorgan-Spring Bay electors returned their ballot papers in comparison with 57.78% statewide.

Candidates at the 2000 elections

Mayor		Councillors	
★ ARNOL, Cheryl*	Orford	★ BAILEY, E A (Bill) *	Bicheno
BAILEY, E A (Bill)	Bicheno	★ CLARK, Russell*	Triabunna
HOLLOWAY, Chris	Coles Bay	GARRETT, Wanda	Bicheno
		★ HOLLOWAY, Chris*	Coles Bay
		★ JOHNSTON, Craig*	Swansea
		MACKENZIE, Bridgette	Triabunna
Deputy Mayor		★ MOREY, Peter*	Swansea
★ JOHNSTON, Craig*	Swansea	RUSSELL, Derek	Swansea
MOREY, Peter	Swansea		

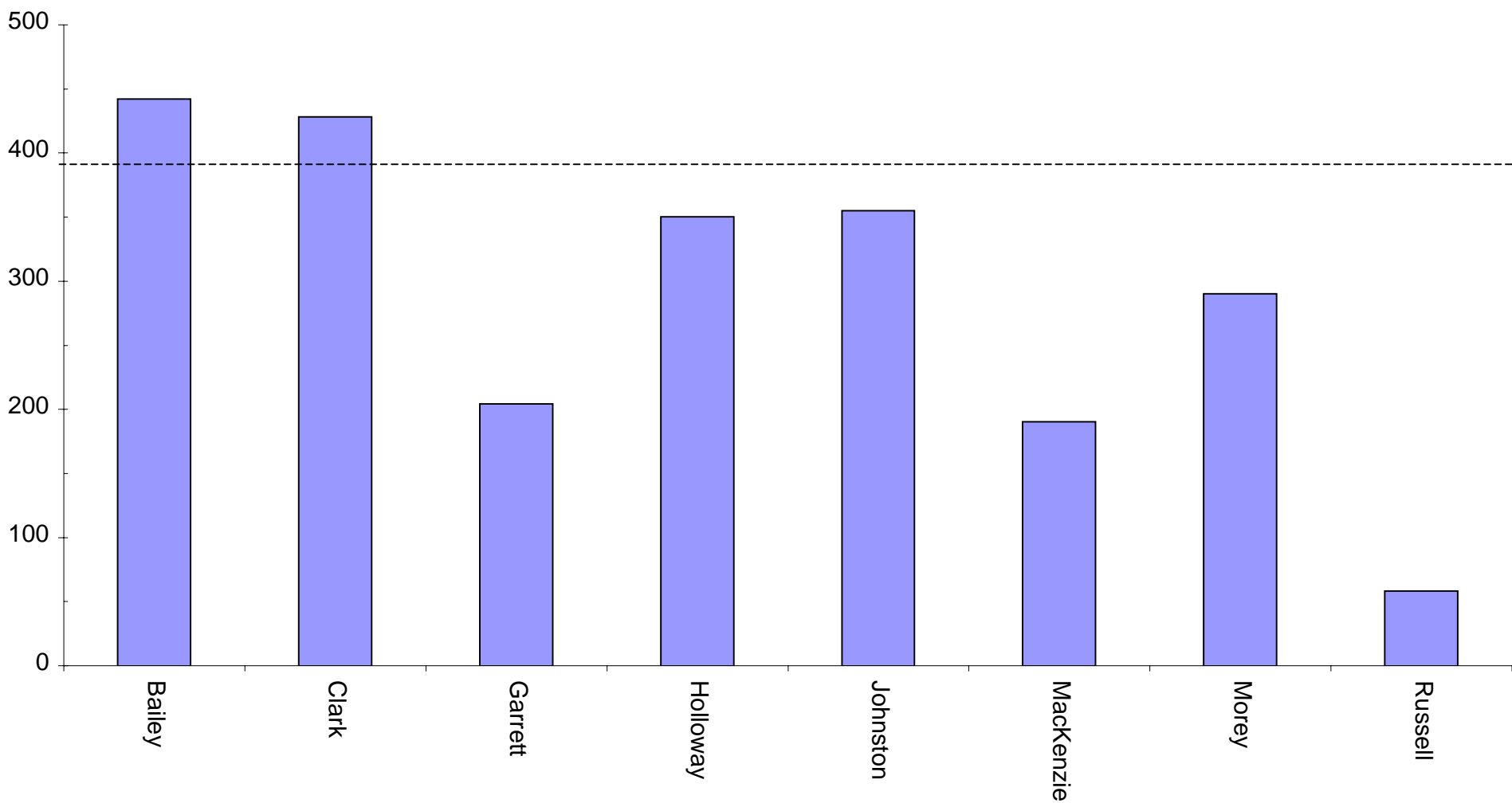
★ denotes elected candidate

* denotes seeking re-election

Glamorgan-Spring Bay Councillors following the 2000 elections

Mayor	9 Councillors	
<i>term ends 2002</i>	<i>term ends 2004</i>	<i>term ends 2002</i>
ARNOL Cheryl	BAILEY E A (Bill)	ARNOL Cheryl
Deputy Mayor	CLARK Russell	WHITE Kim
<i>term ends 2002</i>	JOHNSTON Craig	PARKER Richard
JOHNSTON Craig	HOLLOWAY Chris	WILLIAMS Don
	MOREY Peter	

Glamorgan-Spring Bay Council - 2000 Councillor first preferences



Councillor distribution of preferences

Glamorgan-Spring Bay Council

Polling closed at 10 am Tuesday 31 October 2000

Number to be elected : 5

Returning Officer : Mr Peter Weldon

Electors enrolled : 3 451

Declarations returned : 2 420

Response 70.12%

Declarations rejected : 59

Declarations admitted : 2 361

Rejection rate : 2.43%

Ballot paper adjustment : 9

Total ballot papers : 2 352

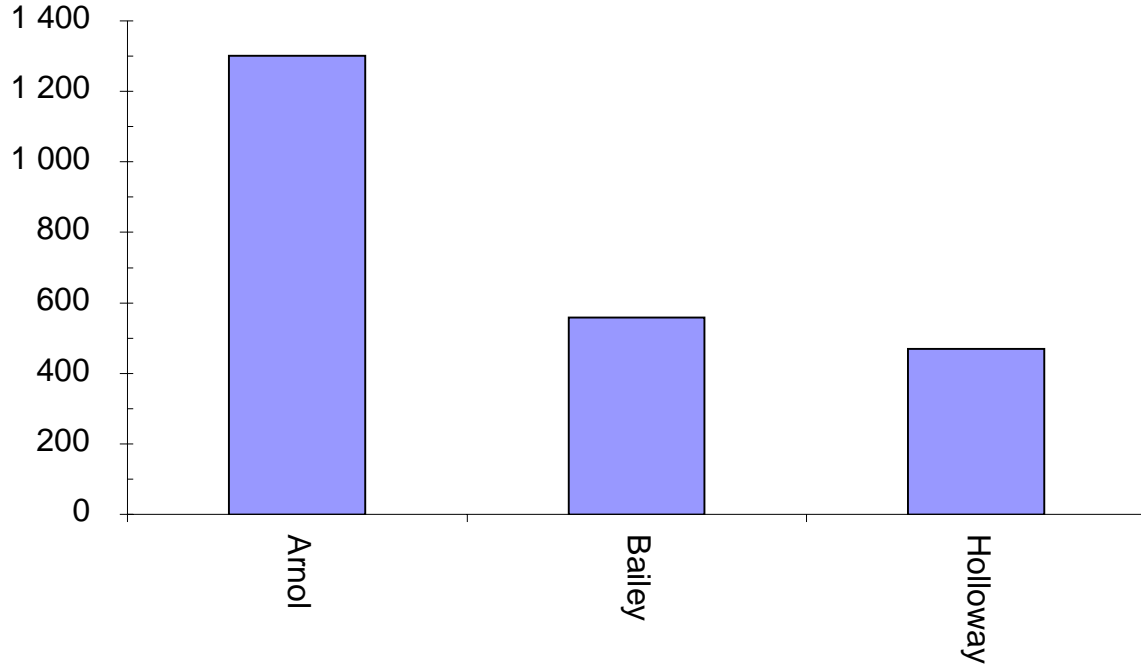
Formal votes : 2 317

Informal ballot papers : 35

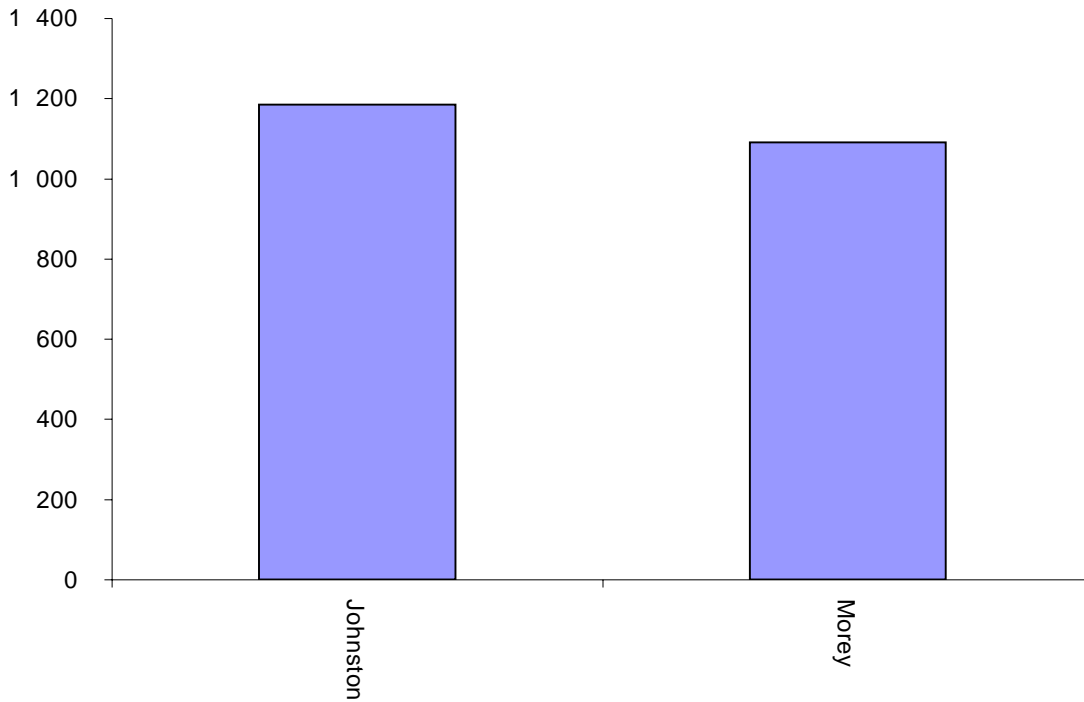
Informality rate : 1.48%

		CANDIDATES							Quota = 387			
		BAILEY	CLARK	GARRETT	HOLLOWAY	JOHNSTON	MACKENZIE	MOREY	RUSSELL	Loss (Gain) by Fraction	Total Votes	Remarks
Count 1	Total	442.00	428.00	204.00	350.00	355.00	190.00	290.00	58.00		2 317.00	BAILEY elected 1, CLARK elected 2
Count 2	Votes transferred	- 55.00		7.21	15.92	9.95	4.60	15.67	1.61	0.04		BAILEY's surplus distributed
	Progress totals	387.00	428.00	211.21	365.92	364.95	194.60	305.67	59.61	0.04	2 317.00	
Count 3	Votes transferred		- 41.00	2.39	4.02	6.89	16.38	8.52	2.77	0.03		CLARK's surplus distributed
	Progress totals	387.00	387.00	213.60	369.94	371.84	210.98	314.19	62.38	0.07	2 317.00	
Count 4	Votes transferred			8.00	14.00	22.00	5.00	9.00	- 58.00	0.00		RUSSELL part excluded
	Progress totals	387.00	387.00	221.60	383.94	393.84	215.98	323.19	4.38	0.07	2 317.00	JOHNSTON elected 3
Counts 5 to 6	Votes transferred			0.75	1.00		0.62	1.98	- 4.38	0.03		RUSSELL fully excluded
	Progress totals	387.00	387.00	222.35	384.94	393.84	216.60	325.17	0.00	0.10	2 317.00	
Count 7	Votes transferred			0.31	1.86	- 6.84	2.17	2.48		0.02		JOHNSTON's surplus distributed
	Progress totals	387.00	387.00	222.66	386.80	387.00	218.77	327.65		0.12	2 317.00	
Count 8	Votes transferred			71.00	57.00		- 195.00	67.00		0.00		MACKENZIE part excluded
	Progress totals	387.00	387.00	293.66	443.80	387.00	23.77	394.65		0.12	2 317.00	HOLLOWAY elected 4, MOREY elected 5

Glamorgan-Spring Bay - 2000 Mayor first preferences



Glamorgan-Spring Bay Council - 2000 Deputy Mayor first preferences



Glamorgan-Spring Bay Council

Polling closed at 10 am Tuesday 31 October 2000

Returning Officer : Mr Peter Weldon

Electors enrolled : 3 451

Declarations returned : 2 420

Response 70.12%

Mayor

Ballot paper adjustment : 9

Total ballot papers : 2 352

Formal votes : 2 326

Informal ballot papers : 26

Informality Rate : 1.10%

		CANDIDATES			Total Votes	Remarks
		Arnol	Bailey	Holloway		
Count 1	Total	1 301	557	468	2 326	Arnol Elected

Deputy Mayor

Ballot paper adjustment : 9

Total ballot papers : 2 352

Formal votes : 2 275

Informal ballot papers : 77

Informality Rate : 3.27%

		CANDIDATES		Total Votes	Remarks
		Johnston	Morey		
Count 1	Total	1 185	1 090	2 275	Johnston Elected

Elector Poll

Glamorgan Spring Bay Council requested the Tasmanian Electoral Office to conduct an elector poll on its behalf in conjunction with the 2000 local government elections. The elector poll asked the question—

Do you support changing the name of the Glamorgan-Spring Bay municipal area to the Freycinet municipal area?

The poll closed at 10 am 31 October 2000. The results were as follows—

Yes	755
No	1 542
Informal votes	55
Total	2 352
Electors enrolled	3 451

Peter Weldon RETURNING OFFICER