



King Island Council 2002 election report

Table of contents

- Local Government Elections in Tasmania
- Report on the 2002 King Island Council Election
- List of Councillors following the 2002 elections
- Councillor results
- Mayor and Deputy Mayor results

Local Government Elections in Tasmania

Every second (even) year elections are held in all 29 councils for the positions of mayor and deputy mayor and half the councillor positions. Where required, by-elections are held concurrently for vacancies that have occurred since the last elections.

The Tasmanian Electoral Office (TEO) supervises the conduct of elections in accordance with the *Local Government Act 1993*. Elections by postal ballot have been held in 1994, 1996, 1999 (deferred from 1998), 2000 and 2002, with the next elections due in October 2004.

Since 2000 mayors and deputy mayors are elected directly by the electors in each municipal area.

Candidate information booklets and complete election results for the state are available from the TEO and are posted on the TEO website www.electoral.tas.gov.au.

2002 Election timetable

Notice of election published	Saturday 14 September
Electoral rolls closed	6 pm Thursday 19 September
Nomination period	23 September— 12 noon on 2 October
Nominations closed	12 noon Wednesday 2 October
Nominations announced & draw for ballot paper positions	12 noon Thursday 3 October
Ballot material delivered to electors	15–18 October
Polling period	15–29 October
Close of poll	10 am Tuesday 29 October

Casual vacancies

Casual vacancies are filled by recount where possible, unless the vacancy occurs within 6 months of a forthcoming election. Only unelected candidates from the relevant election may contest a recount. A candidate elected at a recount serves until the next council election. If a recount is not possible, a by-election is held—with the candidate elected to serve for the remainder of the term of office of the original councillor.

Elector polls

A council may hold an elector poll on any issue it determines. It may also be required to hold an elector poll following petitions from electors in accordance with Part 6 of the Act. A council is not bound by the result of an elector poll.

Electoral system

Voting in Tasmanian local government elections is not compulsory.

Elections for councillor positions are conducted using a system modelled on the Hare-Clark method of proportional representation used in Tasmanian House of Assembly elections.

Mayoral and deputy mayoral elections use a preferential system similar to that used for Tasmanian Legislative Council and Federal House of Representatives elections.

Report on the 2002 King Island Council Election

Elections were held for the positions of Mayor and Deputy Mayor for 2 year terms, and 4 Councillors for 4 year terms.

1 278 King Island electors were enrolled for the 2002 elections, comprising 1 221 (95.54%) from the State House of Assembly roll and 57 (4.46%) from the General Manager's roll.

77.00% of King Island electors returned their ballot papers in comparison with 57.48% statewide.

Candidates at the 2002 elections

Mayor

ARNOLD, Charles	Nugara
★ BREWSTER, David*	Currie
PHILBEY, Vernon	Lymwood

Deputy Mayor

★ BARRATT, Greg	Pegarah
PAYNE, Judith Ann*	Reekara
YOUD, Peter	Pegarah

Councillors

★ BREWSTER, John H*	Yambacoona
★ CONLEY, Royce*	Lymwood
★ GRAHAM, Neil	Sea Elephant
★ GRAHAM, Stephanie *	Nugara
HOWARD, Earl	Currie
McGOWAN, Michael	Egg Lagoon
YOUD, Peter *	Pegarah

★ denotes elected candidate

* denotes seeking re-election

King Island Councillors following the 2002 elections

Mayor

term ends 2004

BREWSTER David

Deputy Mayor

term ends 2004

BARRATT Greg

9 Councillors

term ends 2006

GRAHAM Neil

GRAHAM Stephanie

BREWSTER John H

CONLEY Royce

term ends 2004

BREWSTER David

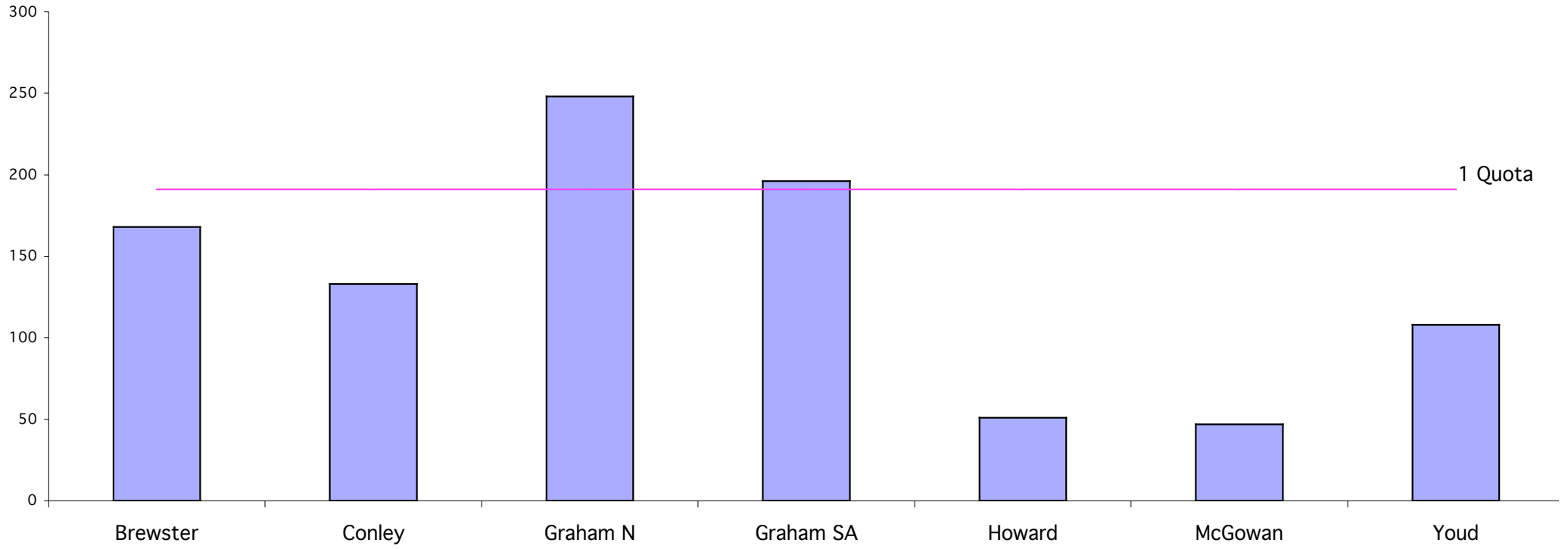
BARRATT Greg

PHILBEY Vernon

ARNOLD Charles Stuart

PAYNE Judith

King Island Councillor 2002 First Preferences



King Island Council

Electors enrolled: 1278

Declarations rejected: 17

Ballot paper adjustment: 1

Formal Votes: 951

Polling closed at 10am 29th October 2002

Declarations returned: 984

Declarations admitted: 967

Total ballot papers: 966

Informal ballot papers: 15

Number to be elected: 4

Response: 77.00%

Rejection rate: 1.73%

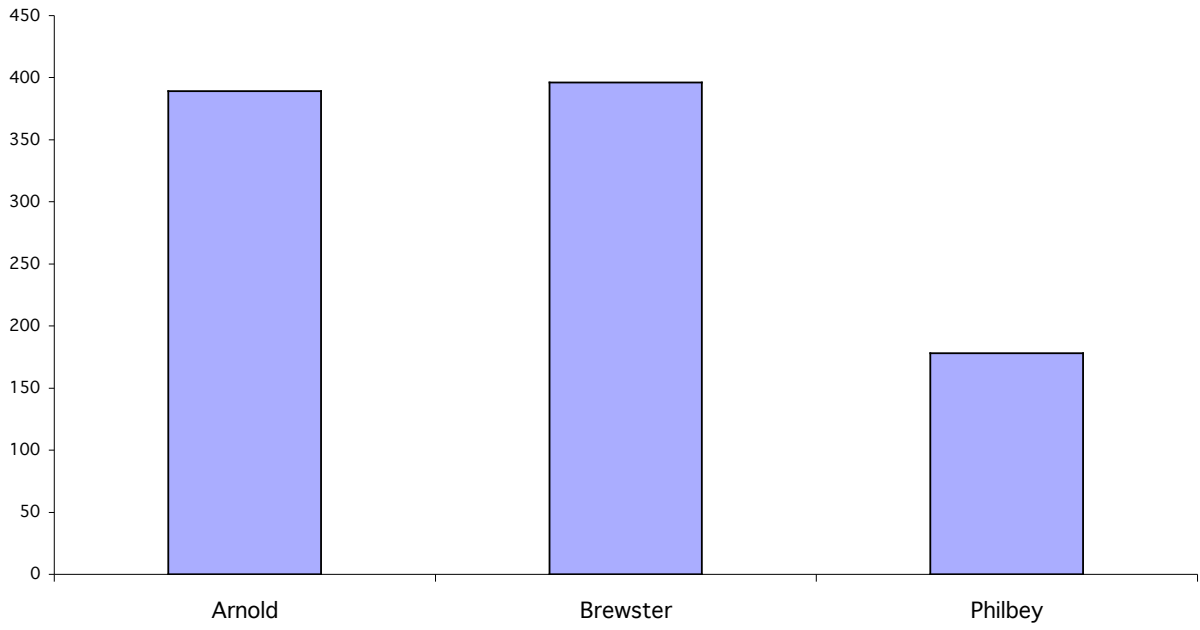
Informality rate: 1.55%

Returning Officer: Mr Julian Type

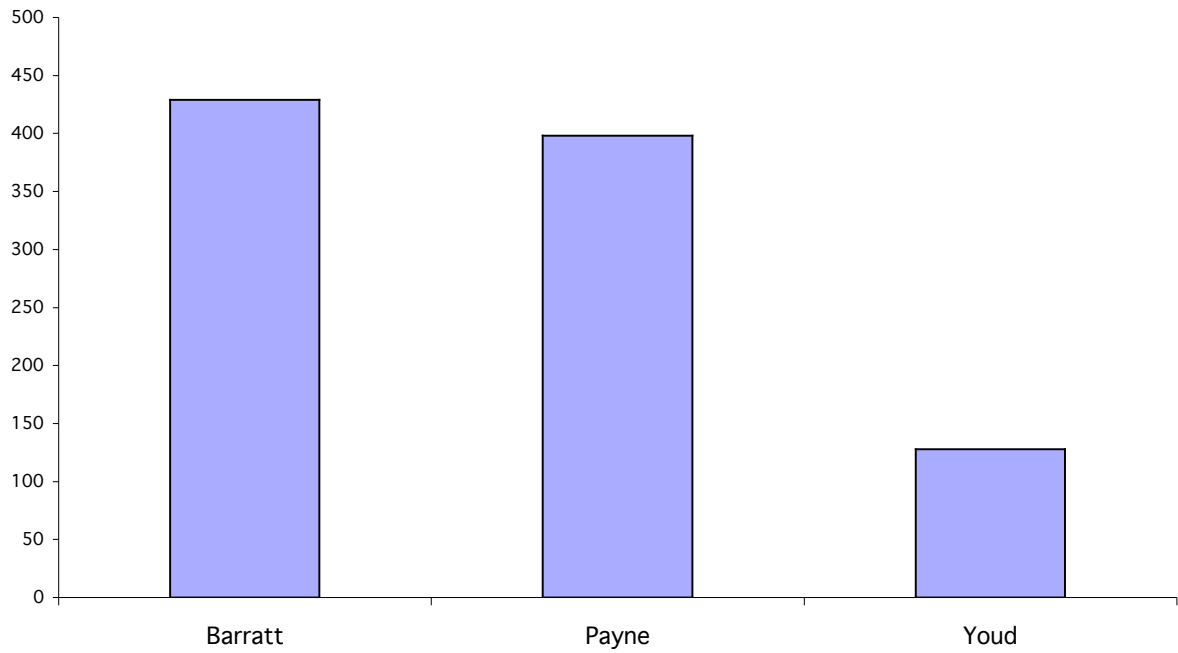
Quota= 191

		Candidates							Exhausted	Loss (Gain) by fraction	Total Votes	Remarks
		Brewster	Conley	Graham N	Graham SA	Howard	McGowan	Youd				
Count 1	Total	168.00	133.00	248.00	196.00	51.00	47.00	108.00	0.00	0.00	951	GRAHAM, N. elected 1, GRAHAM, S. elected 2
Count 2	Progress totals	23.67	8.96	-57.00		8.96	7.12	8.27	0.00	0.02		GRAHAM, N.'s surplus distributed
Count 3	Votes Transferred	191.67	141.96	191.00	196.00	59.96	54.12	116.27	0.00	0.02	951	BREWSTER elected 3
	Progress totals		1.70		-5.00	0.76	1.07	1.45	0.00	0.02		GRAHAM, S.'s surplus distributed
Count 4	Votes Transferred	191.67	143.66	191.00	191.00	60.72	55.19	117.72	0.00	0.04	951	
	Progress totals	-0.67	0.16			0.13	0.22	0.14	0.00	0.02		BREWSTER's surplus distributed
Count 5 to 8	Votes Transferred	191.00	143.82	191.00	191.00	60.85	55.41	117.86	0.00	0.06	951	McGOWAN excluded
	Progress totals		18.14			29.94	-55.41	7.27	0.01	0.05		McGOWAN's votes distributed
Count 9	Votes Transferred	191.00	161.96	191.00	191.00	90.79	0.00	125.13	0.01	0.11	951	McGOWAN fully excluded, HOWARD excluded
	Progress totals		34.00			-75.00		35.00	6.00	0.00		HOWARD's votes distributed
Count 10	Votes Transferred	191.00	195.96	191.00	191.00	15.79		160.13	6.01	0.11	951	CONLEY elected 4, HOWARD partially excluded

King Island Mayor 2002 First Preferences



King Island Deputy Mayor 2002 First Preferences



King Island Council

Polling closed at 10am 29th October 2002

Returning Officer: Mr Julian Type

Declarations admitted: 967

Ballot paper adjustment: 1

Total ballot papers: 966

Formal votes: 963

Informal ballot papers: 3

Informality rate: 0.31%

Mayor

		Candidates			Exhausted Votes	Total Votes	Absolute Majority	Remarks
		Arnold	Brewster	Philbey				
Count 1	Total	389	396	178		963	482	
Count 2	Votes transferred	85	80	-178	13			
	Progress totals	474	476	0	13	963	476	Philbey excluded, Brewster elected

King Island Council

Polling closed at 10am 29th October 2002

Returning Officer: Mr Julian Type

Declarations admitted: 967

Ballot paper adjustment: 1

Total ballot papers: 966

Formal votes: 955

Informal ballot papers: 11

Informality rate: 1.14%

Deputy Mayor

		Candidates			Exhausted Votes	Total Votes	Absolute Majority	Remarks
		Barratt	Payne	Youd				
Count 1	Total	429	398	128	0	955	478	
Count 2	Votes transferred	54	54	-128	20			Youd excluded
	Progress totals	483	452	0	20	955	468	Barratt elected