



Southern Midlands Council

2002 election report

Table of contents

- Local Government Elections in Tasmania
- Report on the 2002 Southern Midlands Council Election
- List of Councillors following the 2002 elections
- Councillor results
- Mayor & Deputy Mayor results

Local Government Elections in Tasmania

Every second (even) year elections are held in all 29 councils for the positions of mayor and deputy mayor and half the councillor positions. Where required, by-elections are held concurrently for vacancies that have occurred since the last elections.

The Tasmanian Electoral Office (TEO) supervises the conduct of elections in accordance with the *Local Government Act 1993*. Elections by postal ballot have been held in 1994, 1996, 1999 (deferred from 1998), 2000 and 2002, with the next elections due in October 2004.

Since 2000 mayors and deputy mayors are elected directly by the electors in each municipal area.

Candidate information booklets and complete election results for the state are available from the TEO and are posted on the TEO website www.electoral.tas.gov.au.

2002 Election timetable

Notice of election published	Saturday 14 September
Electoral rolls closed	6 pm Thursday 19 September
Nomination period	23 September— 12 noon on 2 October
Nominations closed	12 noon Wednesday 2 October
Nominations announced & draw for ballot paper positions	12 noon Thursday 3 October
Ballot material delivered to electors	15–18 October
Polling period	15–29 October
Close of poll	10 am Tuesday 29 October

Casual vacancies

Casual vacancies are filled by recount where possible, unless the vacancy occurs within 6 months of a forthcoming election. Only unelected candidates from the relevant election may contest a recount. A candidate elected at a recount serves until the next council election. If a recount is not possible, a by-election is held—with the candidate elected to serve for the remainder of the term of office of the original councillor.

Elector polls

A council may hold an elector poll on any issue it determines. It may also be required to hold an elector poll following petitions from electors in accordance with Part 6 of the Act. A council is not bound by the result of an elector poll.

Electoral system

Voting in Tasmanian local government elections is not compulsory.

Elections for councillor positions are conducted using a system modelled on the Hare-Clark method of proportional representation used in Tasmanian House of Assembly elections.

Mayoral and deputy mayoral elections use a preferential system similar to that used for Tasmanian Legislative Council and Federal House of Representatives elections.

Report on the 2002 Southern Midlands Council Election

Elections were held for the positions of Mayor and Deputy Mayor for 2 year terms and 4 Councillors for 4 year terms.

4 174 Southern Midlands electors were enrolled for the 2002 elections, comprising 3 943 (94.47%) from the State House of Assembly roll and 231 (5.53%) from the General Manager's roll.

62.84% of Southern Midlands electors returned their ballot papers in comparison with 57.48% statewide.

Candidates at the 2002 elections

Mayor		Councillors	
★ HOWLETT, Colin*	Richmond	★ BEVEN, Colin*	Campania
SCOTT, Helen	Woodsdale	BROADBY, Brian Trevor	Bagdad
		CAMPBELL, Bob	Oatlands
		★ FISH, Donald	Andover
		★ GEARD, Stephen	York Plains
Deputy Mayor		PAUL, Tony	Oatlands
BEVEN, Colin	Campania	★ SCOTT, Helen*	Woodsdale
★ WIGGINS, Scott	Woodsdale	THOMPSON, Delia Fay	Campania
		WIGGINS, Scott*	Woodsdale

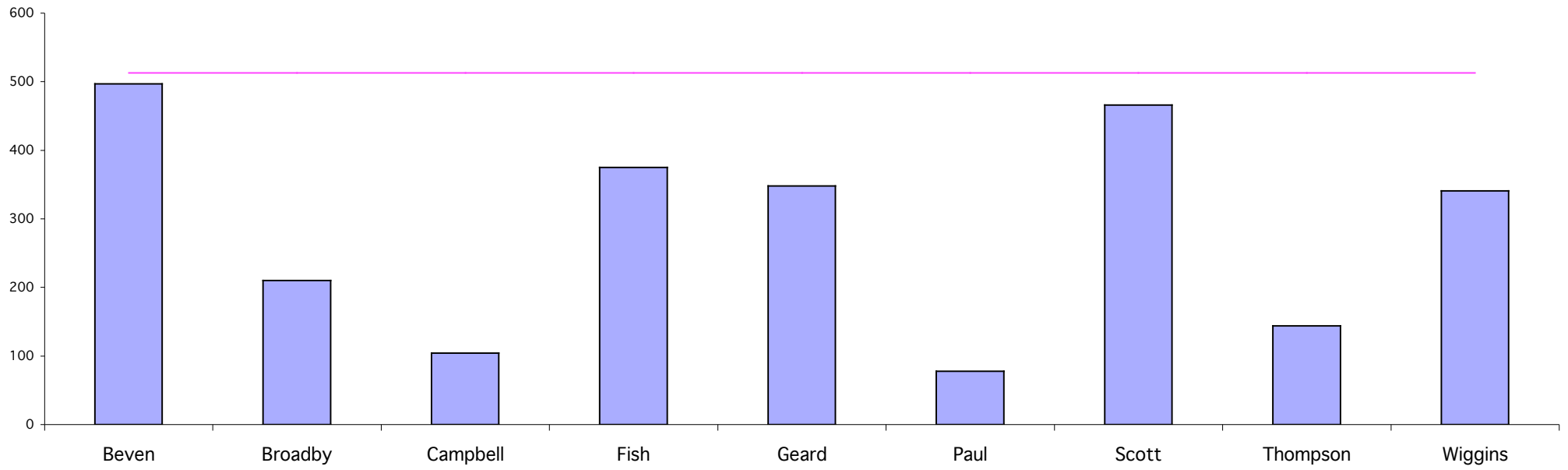
★ denotes elected candidate
* denotes seeking re-election

Southern Midlands Councillors following the 2002 elections

Mayor	9 Councillors	
<i>term ends 2004</i>	<i>term ends 2006</i>	<i>term ends 2004</i>
HOWLETT Colin	BEVAN Colin	HOWLETT Colin H
	SCOTT Helen	BISDEE Tony
Deputy Mayor	FISH Donald	MANNING Des
<i>term ends 2004</i>	GEARD Stephen	TANKARD Patrick
WIGGINS Scott		CONNORS Marie

Note: Scott Wiggins was unable to accept the position of deputy mayor as he was not also elected as a councillor. At the first council meeting Helen Scott was elected by the councillors as deputy mayor in accordance with the *Local Government Act 1993 s44(4)* and the *Local Government Regulations 1994*.

Southern Midlands Councillor 2002 First Preferences



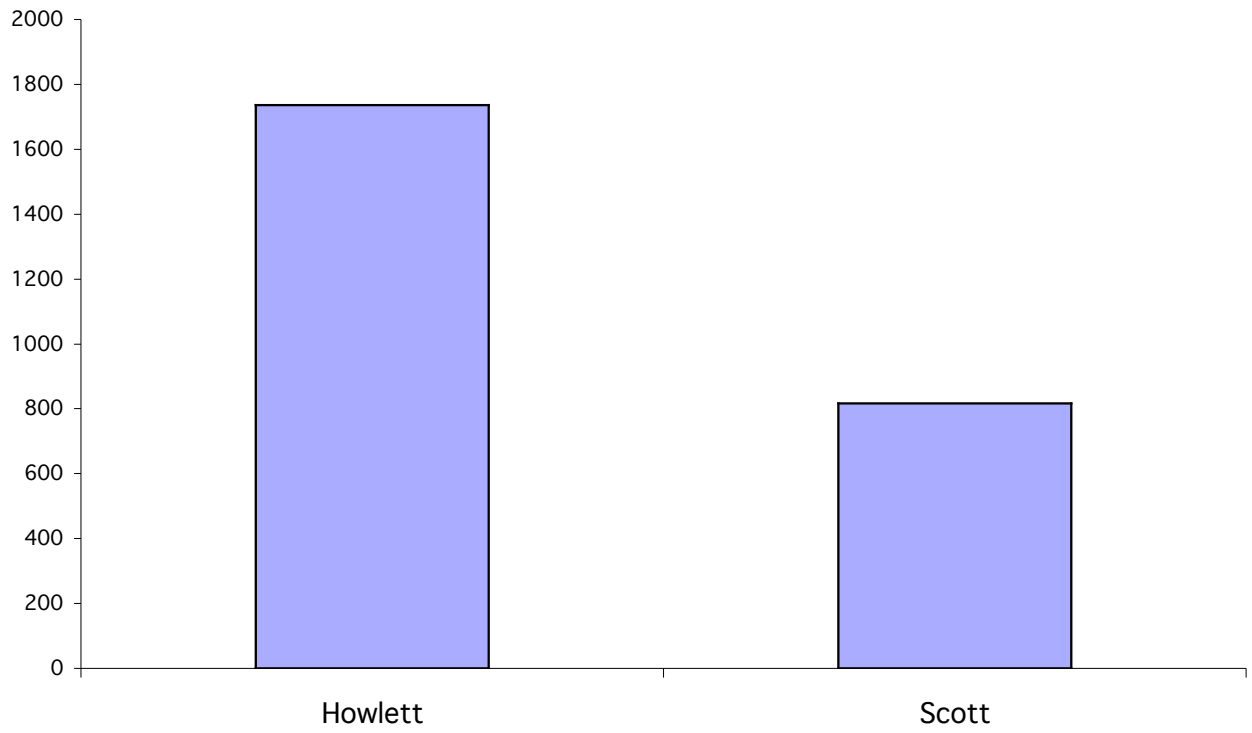
Southern Midlands Council

Polling closed at 10am 29 October 2002 Electors enrolled: 4174 Declarations rejected: 33 Ballot paper adjustment: 0 Formal Votes: 2563
 Number to be elected: 4 Declarations returned: 2623 Declarations admitted: 2590 Total ballot papers: 2590 Informal ballot papers: 27
 Returning Officer: Mr Graham Hyde Response: 62.84% Rejection rate: 1.26% Informality rate: 1.04%

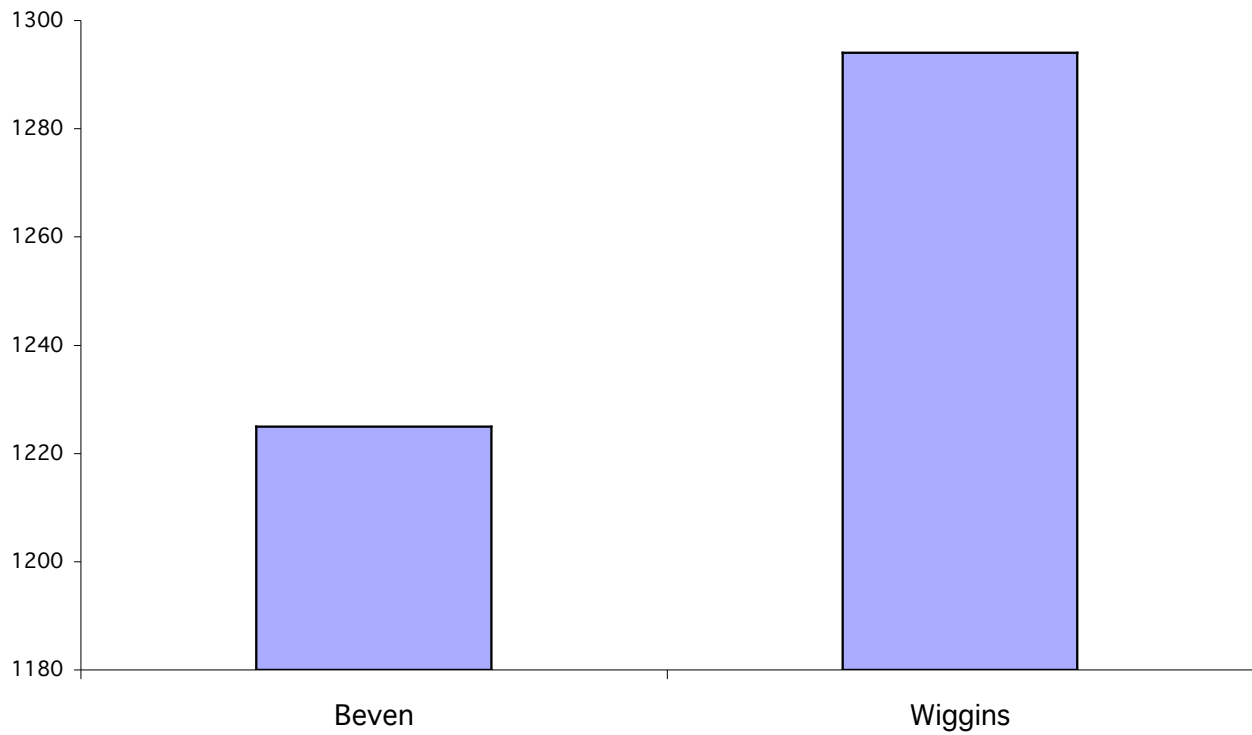
Quota= 513

		Candidates									Exhausted	Loss (Gain) by fraction	Total Votes	Remarks
		Beven	Broadby	Campbell	Fish	Geard	Paul	Scott	Thompson	Wiggins				
Count 1	Total	497.00	210.00	104.00	375.00	348.00	78.00	466.00	144.00	341.00	0.00	0.00	2563	Paul excluded
Count 2	Votes transferred	5.00	11.00	8.00	16.00	10.00	-78.00	11.00	5.00	12.00	0.00	0.00		Paul's votes distributed
Count 3	Progress totals	502.00	221.00	112.00	391.00	358.00	0.00	477.00	149.00	353.00	0.00	0.00	2563	Paul fully excluded, Campbell excluded
	Votes transferred	17.00	12.00	-112.00	19.00	12.00		21.00	7.00	24.00	0.00	0.00		Campbell's votes distributed
Count 4	Progress totals	519.00	233.00	0.00	410.00	370.00		498.00	156.00	377.00	0.00	0.00	2563	Campbell fully excluded, Beven elected 1
	Votes transferred	-6.00	0.70		1.05	0.70		2.11	0.70	0.70	0.00	0.04		Beven's surplus distributed
Count 5	Progress totals	513.00	233.70		411.05	370.70		500.11	156.70	377.70	0.00	0.04	2563	Thompson excluded
	Votes transferred		23.00		19.00	42.00		44.00	-156.00	28.00	0.00	0.00		Thompson's votes distributed
Count 6	Progress totals	513.00	256.70		430.05	412.70		544.11	0.70	405.70	0.00	0.04	2563	Scott elected 2 , Thompson partially excluded
	Votes transferred		0.00		0.00	0.35			-0.70	0.00	0.35	0.00		Thompson's votes distributed
Count 7	Progress totals	513.00	256.70		430.05	413.05		544.11	0.00	405.70	0.35	0.04	2563	Thompson fully excluded
	Votes transferred		4.24		4.24	7.77		-31.11		13.43	1.41	0.02		Scott's surplus distributed
Count 8	Progress totals	513.00	260.94		434.29	420.82		513.00		419.13	1.76	0.06	2563	Broadby excluded
	Votes transferred		-256.00		80.00	93.00				80.00	3.00	0.00		Broadby's votes distributed
Count 9	Progress totals	513.00	4.94		514.29	513.82		513.00		499.13	4.76	0.06	2563	Fish elected 3, Geard elected 4 , Broadby partially excluded

Southern Midlands Mayor 2002 First Preferences



Southern Midlands Deputy Mayor 2002 First Preferences



Southern Midlands Council

Polling closed at 10am 29 October 2002

Returning Officer: Mr Graham Hyde

Declarations admitted: 2590

Ballot paper adjustment: 0

Total ballot papers: 2590

Formal votes: 2552

Informal ballot papers: 38

Informality rate: 1.47%

Mayor

		Candidates		Exhausted Votes	Total Votes	Absolute Majority	Remarks
		Howlett	Scott				
Count 1	Total	1736	816	0	2552	1277	Howlett elected

Southern Midlands Council

Polling closed at 10am 29 October 2002

Returning Officer: Mr Graham Hyde

Declarations admitted: 2590

Ballot paper adjustment: 1

Total ballot papers: 2589

Formal votes: 2519

Informal ballot papers: 70

Informality rate: 2.70%

Deputy Mayor

		Candidates		Exhausted Votes	Total Votes	Absolute Majority	Remarks
		Beven	Wiggins				
Count 1	Total	1225	1294	0	2519	1261	Wiggins elected