



Tasman Council 2002 election report

Table of contents

- Local Government Elections in Tasmania
- Report on the 2002 Tasman Council Election
- List of Councillors following the 2002 elections
- Councillor results
- Mayor and Deputy Mayor results

Local Government Elections in Tasmania

Every second (even) year elections are held in all 29 councils for the positions of mayor and deputy mayor and half the councillor positions. Where required, by-elections are held concurrently for vacancies that have occurred since the last elections.

The Tasmanian Electoral Office (TEO) supervises the conduct of elections in accordance with the *Local Government Act 1993*. Elections by postal ballot have been held in 1994, 1996, 1999 (deferred from 1998), 2000 and 2002, with the next elections due in October 2004.

Since 2000 mayors and deputy mayors are elected directly by the electors in each municipal area.

Candidate information booklets and complete election results for the state are available from the TEO and are posted on the TEO website www.electoral.tas.gov.au.

2002 Election timetable

Notice of election published	Saturday 14 September
Electoral rolls closed	6 pm Thursday 19 September
Nomination period	23 September— 12 noon on 2 October
Nominations closed	12 noon Wednesday 2 October
Nominations announced & draw for ballot paper positions	12 noon Thursday 3 October
Ballot material delivered to electors	15–18 October
Polling period	15–29 October
Close of poll	10 am Tuesday 29 October

Casual vacancies

Casual vacancies are filled by recount where possible, unless the vacancy occurs within 6 months of a forthcoming election. Only unelected candidates from the relevant election may contest a recount. A candidate elected at a recount serves until the next council election. If a recount is not possible, a by-election is held—with the candidate elected to serve for the remainder of the term of office of the original councillor.

Elector polls

A council may hold an elector poll on any issue it determines. It may also be required to hold an elector poll following petitions from electors in accordance with Part 6 of the Act. A council is not bound by the result of an elector poll.

Electoral system

Voting in Tasmanian local government elections is not compulsory.

Elections for councillor positions are conducted using a system modelled on the Hare-Clark method of proportional representation used in Tasmanian House of Assembly elections.

Mayoral and deputy mayoral elections use a preferential system similar to that used for Tasmanian Legislative Council and Federal House of Representatives elections.

Report on the 2002 Tasman Council Election

Elections were held for the positions of Mayor and Deputy Mayor for 2 year terms and 5 Councillors for 4 year terms.

2 141 Tasman electors were enrolled for the 2002 elections, comprising 1587 (74.12%) from the State House of Assembly roll and 554 (25.88%) from the General Manager's roll.

71.98% of Tasman electors returned their ballot papers in comparison with 57.48% statewide.

Candidates at the 2002 elections

Mayor		Councillors	
FAZACKERLEY, Joan	Nubeena	★ ALEXANDER, Gary	Nubeena
MANSFIELD, Dennis	Nubeena	BRIGGS, Allen Lloyd	Port Arthur
★ WILSON, Peter John	Taranna	★ DOBNER, Guy A*	Saltwater River
		★ FAZACKERLEY, Joan*	Nubeena
		HERON, Maree Elizabeth	Port Arthur
		SAUNDERS, Stephen	Highcroft
Deputy Mayor		★ SPAULDING, Kelly	Highcroft
HEYWARD, Keith	Koonya	★ WILSON, Peter John*	Taranna
★ SELF, Roger	Eaglehawk Neck		

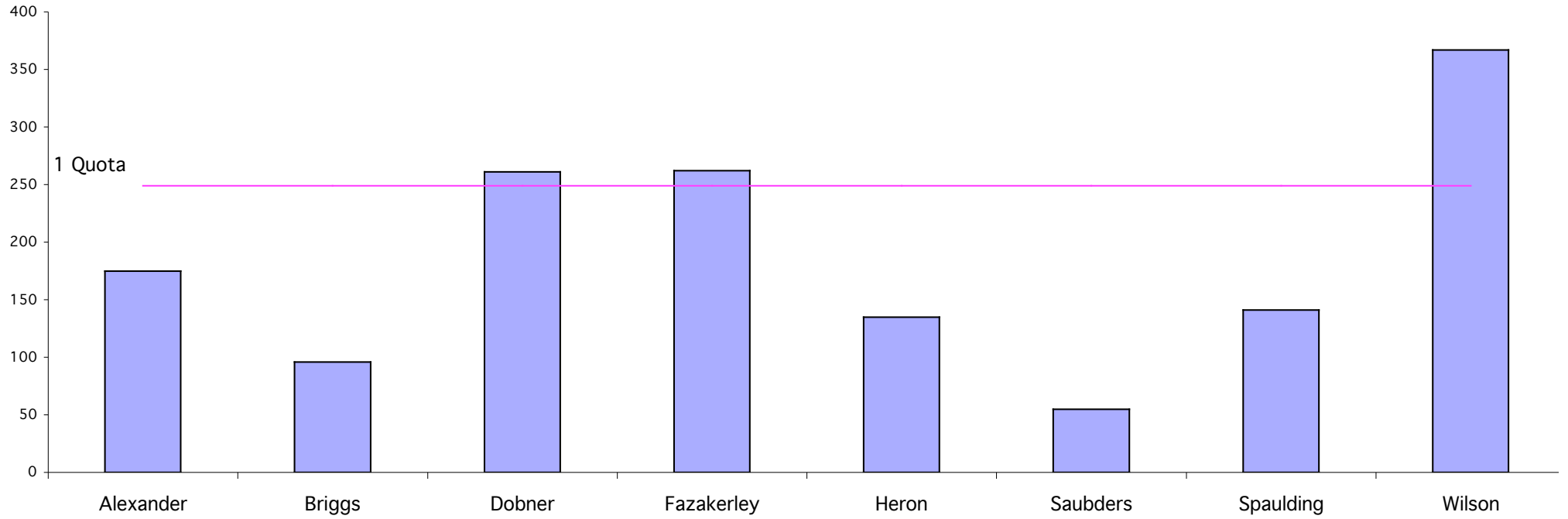
★ denotes elected candidate

* denotes seeking re-election

Tasman Councillors following the 2002 elections

Mayor	9 Councillors	
<i>term ends 2004</i>	<i>term ends 2006</i>	<i>term ends 2004</i>
WILSON Peter John	WILSON Peter John	SELF Roger
Deputy Mayor	FAZACKERLEY Joan	WIGGINS Bruce Raymond
<i>term ends 2004</i>	DOBNER Guy A	MANSFIELD Dennis
SELF Roger	ALEXANDER Gary	HEYWARD Keith
	SPAULDING Kelly	

Tasman Councillor 2002 First Preferences



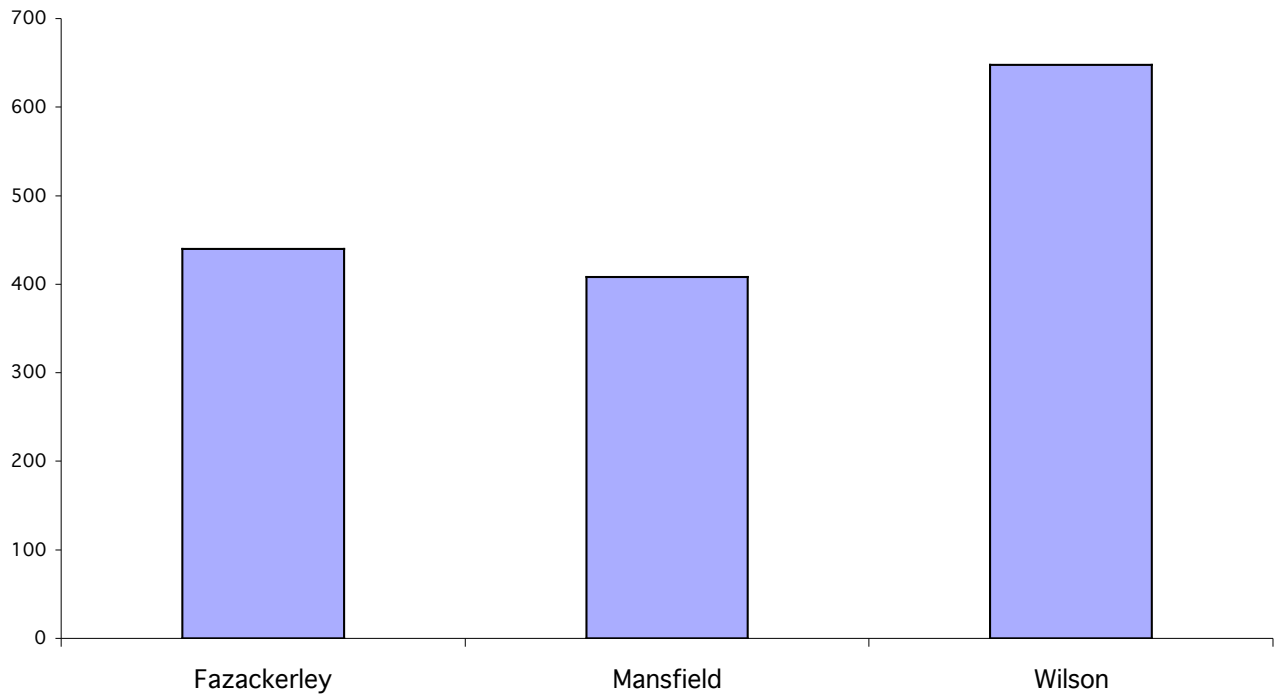
Tasman Council

Electors enrolled: 2 141 Declarations rejected: 29 Ballot paper adjustment: 7 Formal Votes: 1492
 Polling closed at 10am 29th October 2002 Declarations returned: 1541 Declarations admitted: 1512 Total ballot papers: 1505 Informal ballot papers: 13
 Number to be elected: 5 Response: 71.98% Rejection rate: 1.88% Informality rate: 0.86%
 Returning Officer: Ms Sally Ridgeway

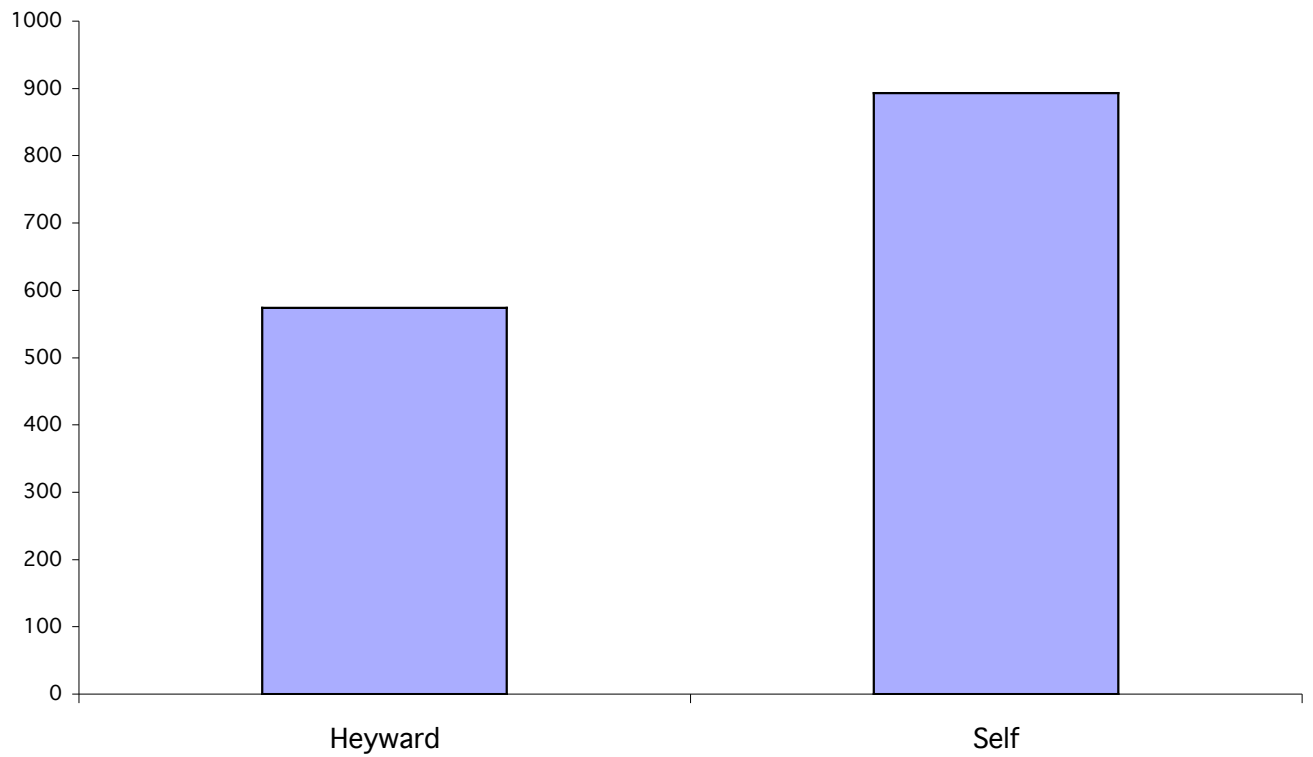
Quota= 249

		Candidates								Exhausted	Loss (Gain) by fraction	Total Votes	Remarks
		Alexander	Briggs	Dobner	Fazakerley	Heron	Saunders	Spaulding	Wilson				
Count 1	Total	175.00	96.00	261.00	262.00	135.00	55.00	141.00	367.00	0.00	0.00	1 492	WILSON elected 1, FAZACKERLEY elected 2, DOBNER elected 3
Count 2	Votes transferred	26.04	27.32			26.36	10.28	27.97	-118.00	0.00	0.03		WILSON's surplus distributed
Count 3	Progress totals	201.04	123.32	261.00	262.00	161.36	65.28	168.97	249.00	0.00	0.03	1 492	
	Votes transferred	3.02	2.77		-13.00	3.22	0.99	2.92		0.04	0.04		FAZACKERLEY's surplus distributed
Count 4	Progress totals	204.06	126.09	261.00	249.00	164.58	66.27	171.89	249.00	0.04	0.07	1 492	
	Votes transferred	1.47	1.93	-12.00		3.90	1.60	3.08		0.00	0.02		DOBNER's surplus distributed
Count 5 to 8	Progress totals	205.53	128.02	249.00	249.00	168.48	67.87	174.97	249.00	0.04	0.09	1 492	SAUNDERS excluded
	Votes transferred	6.01	14.43			22.31	-67.87	25.07		0.00	0.05		SAUNDERS' votes distributed
Count 9 to 10	Progress totals	211.54	142.45	249.00	249.00	190.79	0.00	200.04	249.00	0.04	0.14	1 492	SAUNDERS fully excluded, BRIGGS excluded
	Votes transferred	44.89	-137.21			44.00		47.32		1.00	0.00		BRIGGS' votes distributed
Count 11 to 12	Progress totals	256.43	5.24	249.00	249.00	234.79		247.36	249.00	1.04	0.14	1 492	ALEXANDER elected 4 , BRIGGS partially exclude
	Votes transferred		-5.24			2.39		2.62		0.23	0.00		BRIGGS' votes distributed
Count 13	Progress totals	256.43	0.00	249.00	249.00	237.18		249.98	249.00	1.27	0.14	1 492	SPAULDING elected 5

Tasman Mayor 2002 First Preferences



Tasman Deputy Mayor 2002 First Preferences



Tasman Council

Polling closed at 10am 29th October 2002

Returning Officer: Ms Sally Ridgeway

Declarations admitted: 1512

Ballot paper adjustment: 7

Total ballot papers: 1505

Formal votes: 1496

Informal ballot papers: 9

Informality rate: 0.60%

Mayor

		Candidates			Exhausted Votes	Total Votes	Absolute Majority	Remarks
		Fazackerley	Mansfield	Wilson				
Count 1	Total	440	408	648	0	1496	749	First preferences distributed
Count 2	Votes transferred	259	-408	94	55			Mansfield excluded
	Progress totals	699	0	742	55	1496	721	Wilson elected

Tasman Council

Polling closed at 10am 29th October 2002

Returning Officer: Ms Sally Ridgeway

Declarations admitted: 1512

Ballot paper adjustment: 7

Total ballot papers: 1505

Formal votes: 1467

Informal ballot papers: 38

Informality rate: 2.52%

Deputy Mayor

		Candidates		Exhausted Votes	Total Votes	Absolute Majority	Remarks
		Heyward	Self				
Count 1	Total	574	893	0	1467	735	Self elected