



# Dorset Council

## 2005 election report

### Table of contents

- Local Government Elections in Tasmania
- Report on the 2005 Dorset Council Election
- List of Councillors following the 2005 elections
- Councillor results
- Mayor and Deputy Mayor results
- Recount results

## Local Government Elections in Tasmania

Every two years elections are held in all 29 councils for the positions of mayor and deputy mayor and half the councillor positions. Where required, by-elections are held concurrently for vacancies that have occurred since the last elections.

The Tasmanian Electoral Commission (TEC) supervises the conduct of elections in accordance with the *Local Government Act 1993*. Elections by postal ballot have been held in 1994, 1996, 1999 (deferred from 1998), 2000, 2002, 2005 (deferred from 2004) with the next elections due in October 2007.

Since 2000 mayors and deputy mayors are elected directly by the electors in all municipal areas. Previously, in most councils, mayors and deputy mayors were elected by the councillors at the first meeting of a new council.

Candidate information booklets and complete election results for the state are available from the TEC and are posted on the TEC website [www.electoral.tas.gov.au](http://www.electoral.tas.gov.au).

### 2005 Election timetable

Notice of election published	Saturday 10 September
Electoral rolls closed	6 pm Thursday 15 September
Nomination period	12 September— 12 noon on 26 September
Nominations closed	12 noon Monday 26 September
Nominations announced & draw for ballot paper positions	12 noon Tuesday 27 September
Ballot material delivered to electors	11–14 October
Polling period	11–25 October
Close of poll	10 am Tuesday 25 October

### Casual vacancies

Casual vacancies are filled by recount where possible, unless the vacancy occurs within 6 months of a forthcoming election. Only unelected candidates from the relevant election may contest a recount. A candidate elected at a recount serves until the next council election. If a recount is not possible, a by-election is held—with the candidate elected to serve for the remainder of the term of office of the original councillor.

### Elector polls

A council may hold an elector poll on any issue it determines. It may also be required to hold an elector poll following petitions from electors in accordance with Part 6 of the Act. A council is not bound by the result of an elector poll.

### Electoral system

Voting in Tasmanian local government elections is not compulsory.

Elections for councillor positions are conducted using a system modelled on the Hare-Clark method of proportional representation used in Tasmanian House of Assembly elections.

Mayoral and deputy mayoral elections use a preferential system similar to that used for Tasmanian Legislative Council and Federal House of Representatives elections.

## Report on the 2005 Dorset Council Election

Elections were held for the positions of Mayor and Deputy Mayor for 2 year terms, and 7 Councillors, 5 of which for 4 year terms and 2 casual positions for 2 years.

For the 2005 Local Government elections, 5484 Dorset electors were enrolled, comprising 5215 (95.09%) from the State House of Assembly roll and 269 (4.91%) from the General Manager's roll.

The percentage of Dorset electors returning their ballot papers was 70.26%, in comparison with 58.52% statewide.

### Recounts

One recount was held between the 2002 and 2005 elections. Councillor Tania Rattray-Wagner resigned from the Dorset Council on Friday 1 October 2004. Two unelected candidates from the 2002 Dorset Council election contested the recount. The recount took place at noon Monday 11 October 2004. Full details are provided on the back page.

### Candidates at the 2005 elections

<b>Mayor</b>		<b>Councillors</b>	
HALL, Maxwell	Scottsdale	★ HALL, Maxwell	Scottsdale
★ PARTRIDGE, Peter W*	Scottsdale	★ McLENNAN, Roger M.*	Bridport
RICE, Ron	Bridport	★ MARTIN, Sheryl Yvonne	Jetsonville
		MOORCROFT, Tony	Scottsdale
		★ PARTRIDGE, Peter W*	Scottsdale
		^★ PROBERT, Jill	Gladstone
		REYNOLDS, Merv	Scottsdale
<b>Deputy Mayor</b>		^★ RICE, Ron*	Bridport
ARNOLD, Steven John	Bridport	THOMPSON, Patricia*	Legerwood
MCLENNAN, Roger M.	Bridport	★ THORNE, Yvonne R.*	Derby
★ THORNE, Yvonne R.	Derby		
WILLIAMS, John	Legerwood		

★ denotes elected candidate

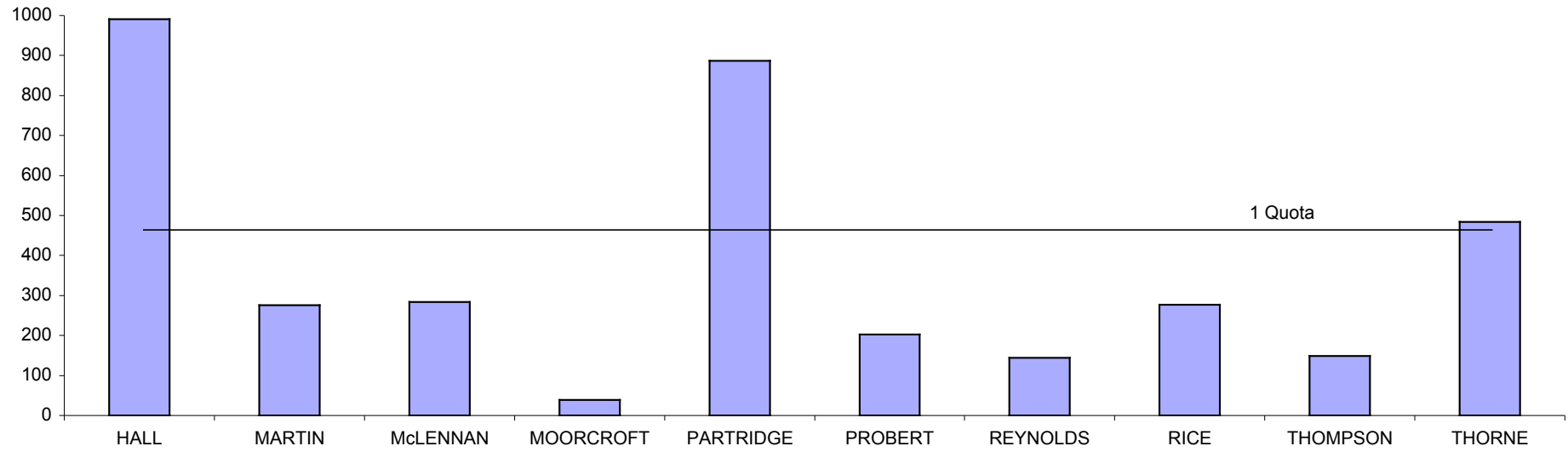
\* denotes seeking re-election

^ denotes filled casual vacancy

### Dorset Councillors following the 2005 elections

<b>Mayor</b>	<b>9 Councillors</b>	
<i>term ends 2007</i>	<i>term ends 2009</i>	<i>term ends 2007</i>
PARTRIDGE, Peter W	HALL, Maxwell	ARNOLD, Steven John
<b>Deputy Mayor</b>	PARTRIDGE, Peter W	WILLIAMS, John
<i>term ends 2007</i>	THORNE, Yvonne R.	RICE, Ron
THORNE, Yvonne R.	McLENNAN, Roger M.	PROBERT, Jill
	MARTIN, Sheryl Yvonne	

Dorset Councillor 2005 First Preferences



**Dorset Council**

Polling closed at 10am 25 October 2005

Number to be elected: 7

Returning Officer: Mrs Suzie Rogers

Electors enrolled: 5484

Declarations returned: 3853

Response: 70.26%

Declarations rejected: 58

Declarations admitted: 3795

Rejection rate: 1.51%

Ballot paper adjustment: 1

Total ballot papers: 3794

Formal Votes: 3733

Informal ballot papers: 61

Informality rate: 1.61%

Quota = 467

		Candidates									Exhausted	Loss (Gain) by Fraction	Total Votes	Remarks
		HALL	MARTIN	McLENNAN	MOORCROFT	PARTRIDGE	PROBERT	REYNOLDS	RICE	THOMPSON				
Count 1	Total	991.00	276.00	284.00	39.00	887.00	202.00	144.00	277.00	149.00	484.00	0.00	0.00	
	Progress Totals	991.00	276.00	284.00	39.00	887.00	202.00	144.00	277.00	149.00	484.00	0.00	0.00	3733.00 <b>HALL elected 1, PARTRIDGE elected 2, THORNE elected 3</b>
Count 2	Votes Transferred	- 524.00	119.49	148.05	23.79		57.10	66.62	65.03	43.88		0.00	0.04	HALL's surplus distributed
	Progress Totals	467.00	395.49	432.05	62.79	887.00	259.10	210.62	342.03	192.88	484.00	0.00	0.04	3733.00
Count 3	Votes Transferred		67.23	148.68	8.04	- 420.00	51.61	17.51	71.49	55.40		0.00	0.04	PARTRIDGE's surplus distributed
	Progress Totals	467.00	462.72	580.73	70.83	467.00	310.71	228.13	413.52	248.28	484.00	0.00	0.08	3733.00 <b>McLENNAN elected 4</b>
Count 4	Votes Transferred		3.44		0.73		4.28	1.19	2.98	4.35	- 17.00	0.00	0.03	THORNE's surplus distributed
	Progress Totals	467.00	466.16	580.73	71.56	467.00	314.99	229.32	416.50	252.63	467.00	0.00	0.11	3733.00
Count 5	Votes Transferred		21.36	- 113.73	9.05		16.66	12.31	25.35	28.97		0.00	0.03	McLENNAN's surplus distributed
	Progress Totals	467.00	487.52	467.00	80.61	467.00	331.65	241.63	441.85	281.60	467.00	0.00	0.14	3733.00 <b>MARTIN elected 5</b>
Count 6	Votes Transferred		- 20.52		2.08		5.91	2.08	4.52	5.91		0.00	0.02	MARTIN's surplus distributed
	Progress Totals	467.00	467.00	467.00	82.69	467.00	337.56	243.71	446.37	287.51	467.00	0.00	0.16	3733.00 MOORCROFT excluded
Count 7 to 9	Votes Transferred				- 70.83		26.54	9.75	21.82	12.69		0.00	0.03	MOORCROFT's votes distributed
	Progress Totals	467.00	467.00	467.00	11.86	467.00	364.10	253.46	468.19	300.20	467.00	0.00	0.19	3733.00 <b>RICE elected 6, MOORCROFT partially excluded</b>
Count 10 to 12	Votes Transferred				- 11.86		3.51	4.06		4.27		0.00	0.02	MOORCROFT's votes distributed
	Progress Totals	467.00	467.00	467.00	0.00	467.00	367.61	257.52	468.19	304.47	467.00	0.00	0.21	3733.00 MOORCROFT fully excluded
Count 13	Votes Transferred						0.00	0.00	- 1.19	1.18		0.00	0.01	RICE's surplus distributed
	Progress Totals	467.00	467.00	467.00		467.00	367.61	257.52	467.00	305.65	467.00	0.00	0.22	3733.00 REYNOLDS excluded
Count 14 to 15	Votes Transferred						124.65	- 219.43		92.78		2.00	0.00	REYNOLDS' votes distributed
	Progress Totals	467.00	467.00	467.00		467.00	492.26	38.09	467.00	398.43	467.00	2.00	0.22	3733.00 <b>PROBERT elected 7, REYNOLDS partially excluded</b>

## Dorset Council

Polling closed at 10am 25 October 2005

Returning Officer: Mrs Suzie Rogers

Declarations admitted: 3795

Ballot paper adjustment: 1

Total ballot papers: 3794

Formal Votes: 3759

Informal ballot papers: 35

Informality rate: 0.92%

### Mayor

		Candidates				Exhausted	Total Votes	Absolute Majority	Remarks
		HALL	PARTRIDGE	RICE					
Count 1	Total	1599	1619	541	0				
	Progress Totals	1599	1619	541	0	3759	1880	RICE excluded	
Count 2	Votes Transferred	243	244	-541	54			RICE's votes distributed	
	Progress Totals	1842	1863	0	54	3759	1853	<b>PARTRIDGE elected</b>	

## Dorset Council

Polling closed at 10am 25 October 2005

Returning Officer: Mrs Suzie Rogers

Declarations admitted: 3795

Ballot paper adjustment: 2

Total ballot papers: 3793

Formal Votes: 3760

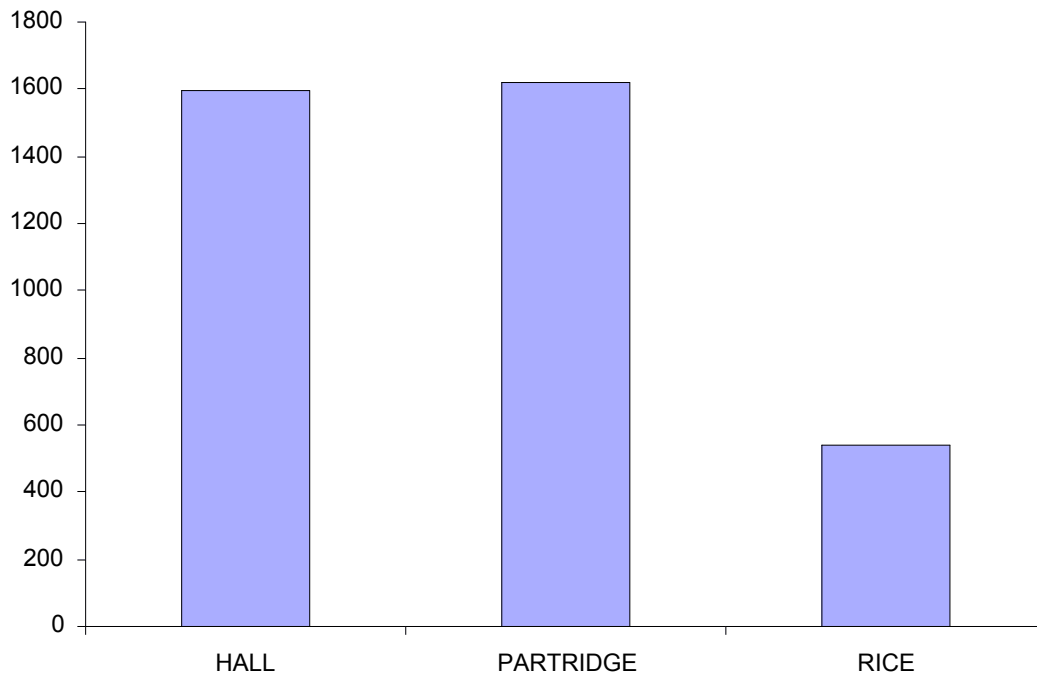
Informal ballot papers: 33

Informality rate: 0.87%

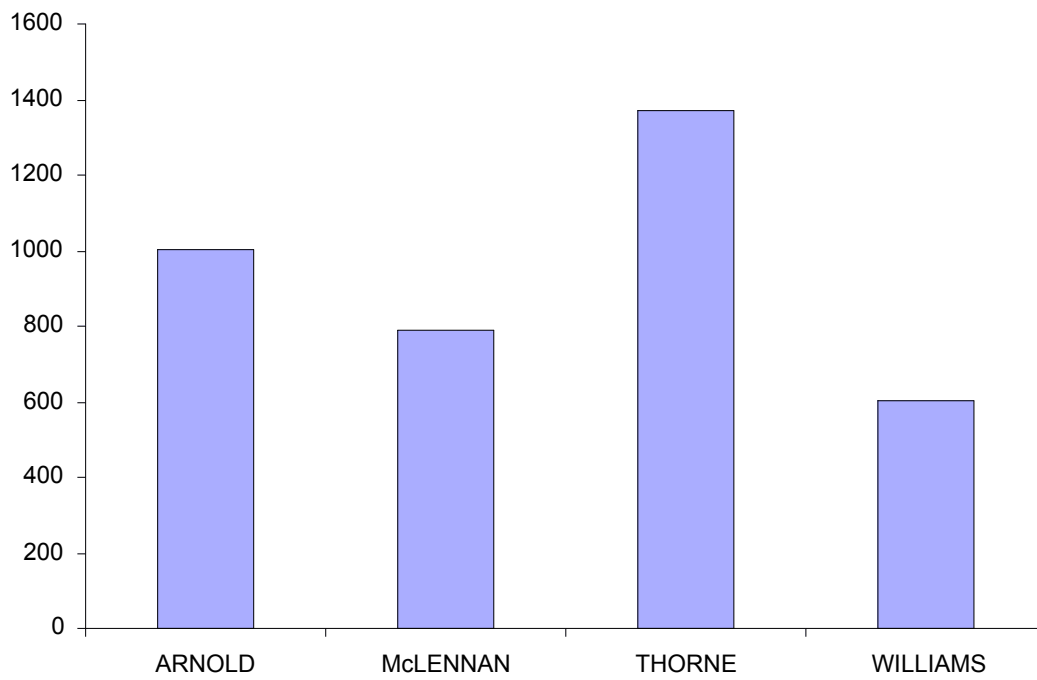
### Deputy Mayor

		Candidates				Exhausted	Total Votes	Absolute Majority	Remarks
		ARNOLD	McLENNAN	THORNE	WILLIAMS				
Count 1	Total	1002	787	1369	602	0			
	Progress Totals	1002	787	1369	602	0	3760	1881 WILLIAMS excluded	
Count 2	Votes Transferred	144	193	204	-602	61		WILLIAMS' votes distributed	
	Progress Totals	1146	980	1573	0	61	3760	1851 McCLENNAN excluded	
Count 3	Votes Transferred	419	-980	479		82		McLENNAN's votes distributed	
	Progress Totals	1565	0	2052		143	3760	1810 <b>THORNE elected</b>	

**Dorset Mayor 2005 First Preferences**



**Dorset Deputy Mayor 2005 First Preferences**



# Dorset Council - Recount

Recount due to resignation of Councillor Tania Rattray-Wagner

11 October 2004

		DEANE-SHAW Tony	PROBERT Jill	Exhausted Votes	Lost by fraction	Total Votes	Absolute majority	Remarks
Count 1	Total	157.22	322.74	42.02	0.02	522	240	Distribution of Rattray-Wagner <b>Probert Elected</b>