



Devonport City Council

2007 election report

Table of contents

- Local Government Elections in Tasmania
- Report on the 2007 Devonport City Council Election
- List of Councillors (Aldermen) following the 2007 elections
- Councillor (Aldermen) results
- Mayor and Deputy Mayor results
- Recount results

Local Government Elections in Tasmania

Every two years elections are held in all 29 municipal areas for the positions of mayor and deputy mayor and half the councillor positions. Where required, by-elections are held concurrently for vacancies that have occurred since the last elections.

The Tasmanian Electoral Commission (TEC) supervises the conduct of elections in accordance with the *Local Government Act 1993*. Elections by postal ballot have been held in 1994, 1996, 1999 (deferred from 1998), 2000, 2002, 2005 (deferred from 2004), and 2007 with the next elections due in October 2009.

Since 2000, mayors and deputy mayors have been elected directly by the electors in all municipal areas. Previously, in most councils, mayors and deputy mayors were elected by the councillors at the first meeting of a new council.

Candidate information booklets and complete election results for the state are available from the TEC and are posted on the TEC website www.electoral.tas.gov.au.

2007 Election timetable

Notice of election published	Saturday 15 September
Electoral rolls closed	6 pm Thursday 20 September
Nomination period	17 September— 12 noon on 1 October
Nominations closed	12 noon Monday 1 October
Nominations announced & draw for ballot paper positions	12 noon Tuesday 2 October
Ballot material delivered to electors	16–19 October
Polling period	16–30 October
Close of poll	10 am Tuesday 30 October

Casual vacancies

Casual vacancies are filled by recount where possible, unless the vacancy occurs within 6 months of a forthcoming election. Only unelected candidates from the relevant election may contest a recount. A candidate elected at a recount serves until the next council election. If a recount is not possible, a by-election is held—with the candidate elected to serve for the remainder of the term of office of the original councillor.

Elector polls

A council may hold an elector poll on any issue it determines. It may also be required to hold an elector poll following petitions from electors in accordance with Part 6 of the Act. A council is not bound by the result of an elector poll.

Electoral system

Voting in Tasmanian local government elections is not compulsory.

Elections for councillor positions are conducted using a system modelled on the Hare-Clark method of proportional representation used in Tasmanian House of Assembly elections.

Mayoral and deputy mayoral elections use a preferential system similar to that used for Tasmanian Legislative Council and federal House of Representatives elections.

Report on the 2007 Devonport City Council Election

Elections were held for the positions of Mayor and Deputy Mayor for 2 year terms, and 6 Councillors (Aldermen) for 4 year terms.

18 154 Devonport City electors were enrolled for the 2007 elections, comprising 17 882 (98.50%) from the State House of Assembly roll and 272 (1.50%) from the General Manager's roll.

55.23% of Devonport City electors returned their ballot papers in comparison with 57.43% statewide.

Recounts

One recount was held between the 2005 and 2007 elections. Alderman Rodney Barden died on Wednesday 31 January 2007. Four unelected candidates from the 2002 Devonport City Council election contested the recount. The recount took place on Thursday 15 February 2007. Full details are provided on the back page.

Candidates at the 2007 elections

Mayor

HOLLISTER, Peter Graham	Shearwater
★ LAYCOCK, Lynn*	Devonport
WILSON, Bill	Devonport

Deputy Mayor

BINGHAM, Rex	Devonport
COLE, Brian (Snapper)	Ambleside
GOODWIN, Grant	East Devonport
★ HILL, Maurice Walton	Ambleside
KENT, Graham (GB)	East Devonport

★ denotes elected candidate
* denotes seeking re-election

Councillors (Aldermen)

BINGHAM, Rex	Devonport
BOURKE, Jonathan	Devonport
GILL, Marie	Ambleside
★ GOODWIN, Grant*	East Devonport
★ HILL, Maurice Walton*	Ambleside
★ LAYCOCK, Lynn*	Devonport
McCOY, Damian	East Devonport
MARSHALL, Bob	Devonport
MILLWOOD, Andrew	Devonport
MOBBS, Eric	Miandetta
★ NASIUKIEWICZ, Jarrod	Devonport
PINNER, Shane	Devonport
★ ROCKLIFF, Annette	Spreyton
TOWNSEND, Kent	Latrobe
WHITTLE, Kerry*	Spreyton
★ WILSON, Bill*	Devonport

Devonport City Councillors (Aldermen) following the 2007 elections

Mayor

term ends 2009

LAYCOCK, Lynn

Deputy Mayor

term ends 2009

HILL, Maurice Walton

12 Councillors (Aldermen)

term ends 2011

LAYCOCK, Lynn

WILSON, Bill

HILL, Maurice Walton

ROCKLIFF, Annette

NASIUKIEWICZ, Jarrod

GOODWIN, Grant

term ends 2009

HOLLISTER, Peter Graham

COLE, Brian (Snapper)

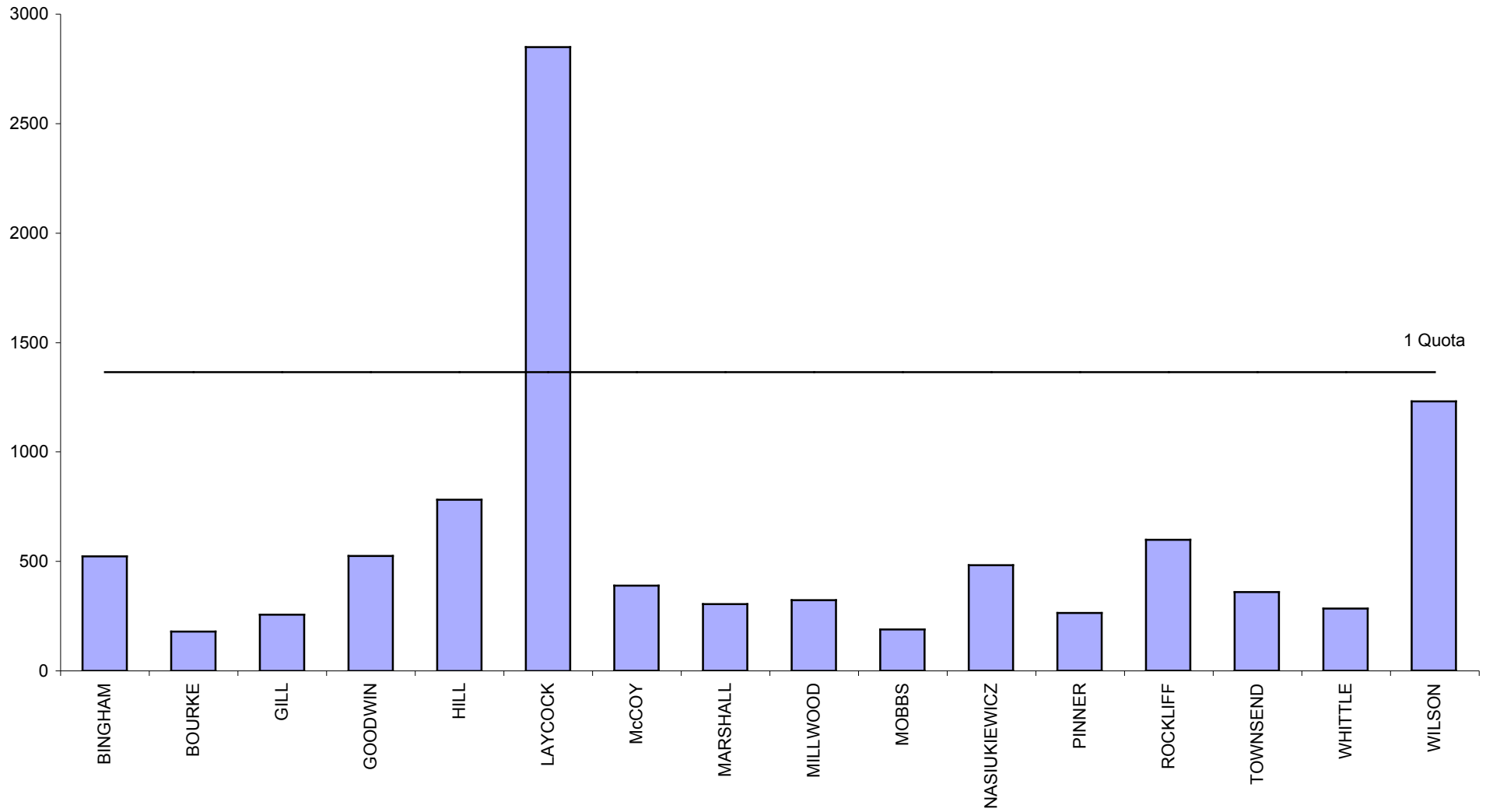
KONETSCNIK, Fred

MATTHEWS, Jeffrey Francis

GAVRALAS, Gabrielle (Gabe)

KENT, Graham (GB)

2007 Devonport City Councillor election - first preferences



Devonport City Council - 2007 Councillor election

Polling closed at 10am 30 October 2007

Electors enrolled: 18154

Declarations rejected: 201

Number to be elected: 6

Declarations returned: 10026

Declarations admitted: 9825

Returning Officer: Mr Rod Huskins

Response: 55.23%

Rejection rate: 2.00%

Count	BINGHAM	BOURKE	GILL	GOODWIN	HILL	LAYCOCK	McCOY	MARSHALL	MILLWOOD	MOBBS
1	524.00	179.00	257.00	525.00	783.00	2 850.00	390.00	304.00	324.00	189.00
2	524.00	179.00	257.00	525.00	783.00	2 850.00	390.00	304.00	324.00	189.00
2	177.27	31.80	92.28	193.44	223.68	-1 486.00	40.14	67.78	29.71	31.80
3	701.27	210.80	349.28	718.44	1 006.68	1 364.00	430.14	371.78	353.71	220.80
3	11.20	1.80	4.40	16.20	18.20		3.60	7.60	1.00	2.20
4 to 6	712.47	212.60	353.68	734.64	1 024.88	1 364.00	433.74	379.38	354.71	223.00
4 to 6	9.08	- 212.60	15.00	13.76	10.04		25.64	10.76	8.08	12.08
7 to 9	721.55	0.00	368.68	748.40	1 034.92	1 364.00	459.38	390.14	362.79	235.08
7 to 9	18.56		13.12	20.28	31.29		21.56	19.20	12.32	- 235.08
10 to 12	740.11		381.80	768.68	1 066.21	1 364.00	480.94	409.34	375.11	0.00
10 to 12	26.00		25.56	20.60	27.32		35.37	14.72	27.80	
13 to 15	766.11		407.36	789.28	1 093.53	1 364.00	516.31	424.06	402.91	
13 to 15	49.09		43.37	59.15	57.67		43.97	30.44	10.28	
16 to 18	815.20		450.73	848.43	1 151.20	1 364.00	560.28	454.50	413.19	
16 to 18	64.97		25.12	50.74	56.77		42.89	36.04	- 413.19	
19 to 21	880.17		475.85	899.17	1 207.97	1 364.00	603.17	490.54	0.00	
19 to 21	47.54		- 475.85	39.94	55.91		70.90	31.37		
22 to 23	927.71		0.00	939.11	1 263.88	1 364.00	674.07	521.91		
22 to 23	92.55			88.59	124.07		40.17	- 511.91		
24	1 020.26			1 027.70	1 387.95	1 364.00	714.24	10.00		
24	2.80			2.40			1.20	- 10.00		
25	1 023.06			1 030.10	1 387.95	1 364.00	715.44	0.00		
25	4.31			2.39	- 23.95		2.39			
26 to 29	1 027.37			1 032.49	1 364.00	1 364.00	717.83			
26 to 29	92.14			104.55			97.58			
30	1 119.51			1 137.04	1 364.00	1 364.00	815.41			
30	133.00			124.00			- 718.00			
31 to 33	1 252.51			1 261.04	1 364.00	1 364.00	97.41			
31 to 33	24.84			30.46			- 97.41			
34	1 277.35			1 291.50	1 364.00	1 364.00	0.00			
34	35.79			46.74						
	1 313.14			1 338.24	1 364.00	1 364.00				

Ballot paper adjustment: 11

Total ballot papers: 9814

Formal Votes: 9543

Informal ballot papers: 271

Informality rate: 2.76%

Quota = 1364

NASIUKIEWICZ	PINNER	ROCKLIFF	TOWNSEND	WHITTLE	WILSON	Votes Exhausted	Loss (Gain) by Fraction	Total Votes	Remarks	
482.00	263.00	598.00	360.00	285.00	1 230.00					
482.00	263.00	598.00	360.00	285.00	1 230.00			9 543.00	LAYCOCK elected 1	
87.59	31.28	150.68	47.96	63.08	217.42		0.09		LAYCOCK's surplus distributed	
569.59	294.28	748.68	407.96	348.08	1 447.42		0.09	9 543.00	WILSON elected 2	
2.60	1.60	6.60	1.80	4.60	- 83.42		0.02		WILSON's surplus distributed	
572.19	295.88	755.28	409.76	352.68	1 364.00		0.11	9 543.00		
40.64	25.32	17.17	17.04	7.92			0.07		BOURKE excluded	
612.83	321.20	772.45	426.80	360.60	1 364.00		0.18	9 543.00		
18.09	13.80	27.56	21.21	18.04			0.05		MOBBS excluded	
630.92	335.00	800.01	448.01	378.64	1 364.00		0.23	9 543.00		
52.77	- 335.00	51.33	31.17	22.32			0.04		PINNER excluded	
683.69	0.00	851.34	479.18	400.96	1 364.00		0.27	9 543.00		
36.17		43.57	27.21	- 400.96			0.04		WHITTLE excluded	
719.86		894.91	506.39	0.00	1 364.00		0.31	9 543.00		
48.73		52.64	35.28				0.01		MILLWOOD excluded	
768.59		947.55	541.67		1 364.00		0.32	9 543.00		
47.74		151.84	30.61				0.00		GILL excluded	
816.33		1 099.39	572.28		1 364.00		0.32	9 543.00		
41.34		75.42	47.77				2.00	0.00	MARSHALL part excluded	
857.67		1 174.81	620.05		1 364.00		2.00	0.32	9 543.00	HILL elected 3
1.20		1.80	0.60				0.00	0.00	MARSHALL fully excluded	
858.87		1 176.61	620.65		1 364.00		2.00	0.32	9 543.00	
2.39		7.66	4.31				0.47	0.03	HILL's surplus distributed	
861.26		1 184.27	624.96		1 364.00		2.47	0.35	9 543.00	
191.99		127.44	- 624.96				11.23	0.03	TOWNSEND excluded	
1 053.25		1 311.71	0.00		1 364.00		13.70	0.38	9 543.00	
239.00		194.00					28.00	0.00	McCOY part excluded	
1 292.25		1 505.71			1 364.00		41.70	0.38	9 543.00	ROCKLIFF elected 4
33.91							8.22	- 0.02	McCOY fully excluded	
1 326.16		1 505.71			1 364.00		49.92	0.36	9 543.00	
37.25		- 141.71					21.91	0.02	ROCKLIFF's surplus distributed	
1 363.41		1 364.00			1 364.00		71.83	0.38	9 543.00	NASIUKIEWICZ elected 5, GOODWIN elected 6

Devonport City Council

Polling closed at 10am 30 October 2007

Returning Officer: Mr Rod Huskins

Mayor

Declarations admitted: 9825

Formal Votes: 9711

Ballot paper adjustment: 11

Informal ballot papers: 103

Total ballot papers: 9814

Informality rate: 1.05%

Candidates

		HOLLISTER	LAYCOCK	WILSON	Total Votes	Absolute Majority	Remarks
Count 1	First Preferences	2 105	5 156	2 450	9 711	4 856	LAYCOCK elected

Deputy Mayor

Declarations admitted: 9825

Formal Votes: 9716

Ballot paper adjustment: 10

Informal ballot papers: 99

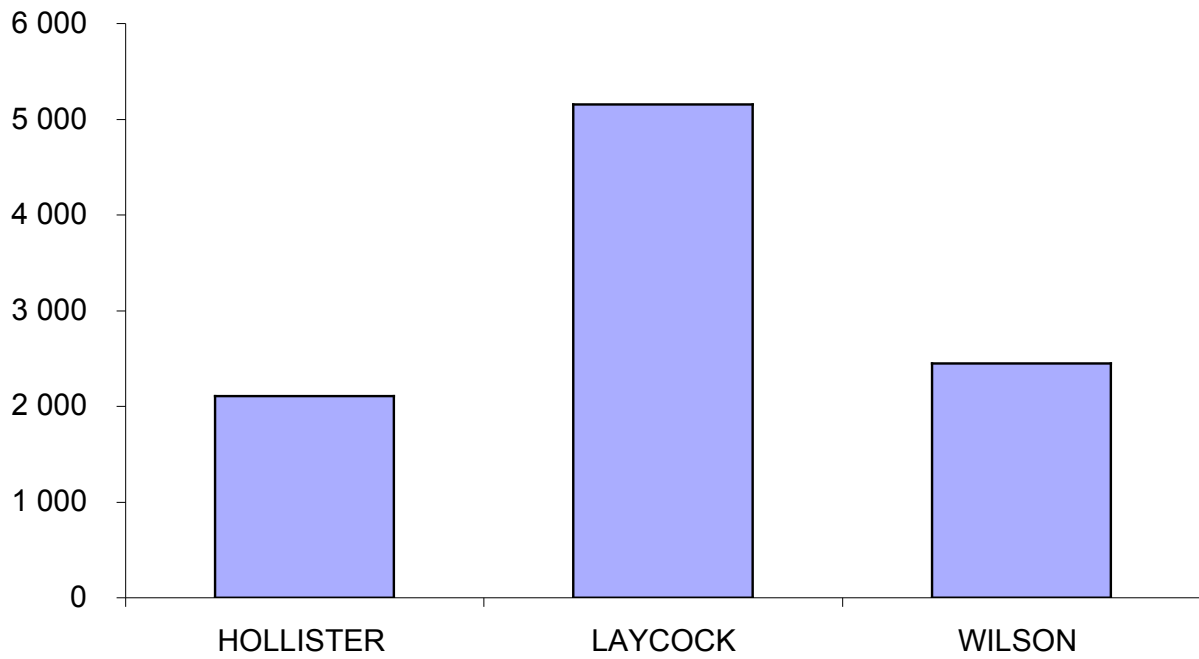
Total ballot papers: 9815

Informality rate: 1.01%

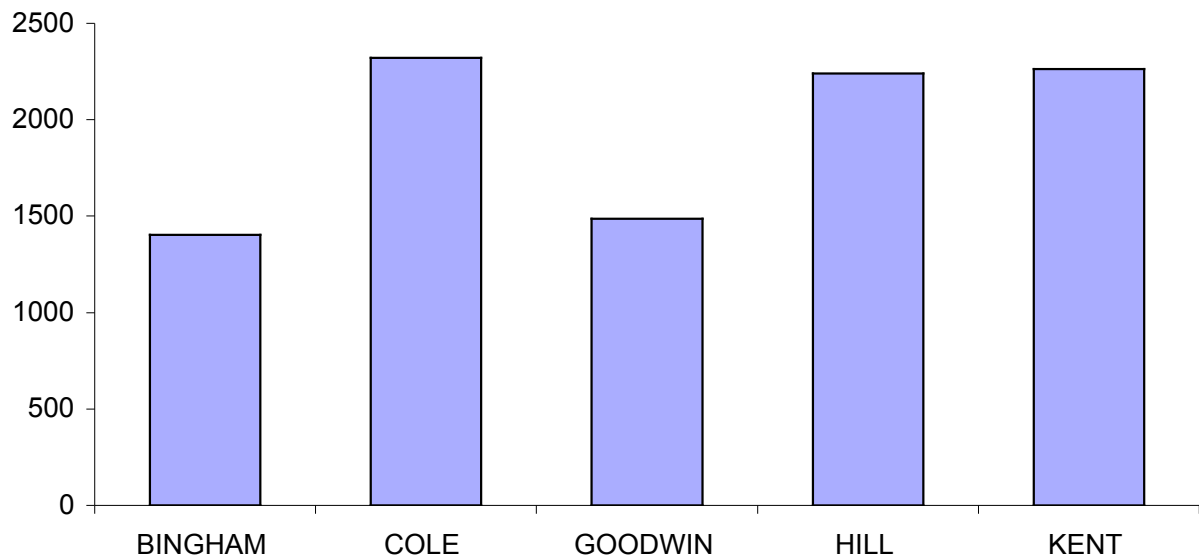
Candidates

		BINGHAM	COLE	GOODWIN	HILL	KENT	Votes Exhausted	Total Votes	Absolute Majority	Remarks
Count 1	Progress Total	1 403	2 321	1 487	2 241	2 264		9 716	4 859	First preferences
Count 2	Votes transferred	-1 403	273	254	345	346	185			BINGHAM excluded
	Progress Total	0	2 594	1 741	2 586	2 610	185	9 716	4 766	
Count 3	Votes transferred		575	-1 741	510	441	215			GOODWIN excluded
	Progress Total		3 169	0	3 096	3 051	400	9 716	4 659	
Count 4	Votes transferred		1 120		1 515	-3 051	416			KENT excluded
	Progress Total		4 289		4 611	0	816	9 716	4 451	HILL elected

2007 Devonport City Mayor election - first preferences



2007 Devonport City Deputy Mayor election - first preferences



Devonport City Council Recount

Recount due to death of Rodney Barden

15 February 2007

		Candidates				Exhausted Votes	Lost by fraction	Total Votes	Absolute majority	Remarks
		BURLEY Keith A	DANN Lois Ann	SMITH Colvin J	WHITTLE Kerry					
Count 1	Total	293.22	240.89	237.28	601.79	38.79	0.03	1 412.00	686.60	Distribution of BARDEN
Count 2	Votes transferred	69.47	46.91	- 237.28	91.12	29.77	0.01			SMITH excluded
	Progress total	362.69	287.80	0.00	692.91	68.56	0.04	1 412.00	671.71	WHITTLE elected