



# Tasman Council

## 2007 election report

### Table of contents

- Local Government Elections in Tasmania
- Report on the 2007 Tasman Council Election
- List of Councillors following the 2007 elections
- Councillor results
- Mayor and Deputy Mayor results
- Recount results

## Local Government Elections in Tasmania

Every two years elections are held in all 29 municipal areas for the positions of mayor and deputy mayor and half the councillor positions. Where required, by-elections are held concurrently for vacancies that have occurred since the last elections.

The Tasmanian Electoral Commission (TEC) supervises the conduct of elections in accordance with the *Local Government Act 1993*. Elections by postal ballot have been held in 1994, 1996, 1999 (deferred from 1998), 2000, 2002, 2005 (deferred from 2004), and 2007 with the next elections due in October 2009.

Since 2000, mayors and deputy mayors have been elected directly by the electors in all municipal areas. Previously, in most councils, mayors and deputy mayors were elected by the councillors at the first meeting of a new council.

Candidate information booklets and complete election results for the state are available from the TEC and are posted on the TEC website [www.electoral.tas.gov.au](http://www.electoral.tas.gov.au).

### 2007 Election timetable

Notice of election published	Saturday 15 September
Electoral rolls closed	6 pm Thursday 20 September
Nomination period	17 September— 12 noon on 1 October
Nominations closed	12 noon Monday 1 October
Nominations announced & draw for ballot paper positions	12 noon Tuesday 2 October
Ballot material delivered to electors	16–19 October
Polling period	16–30 October
Close of poll	10 am Tuesday 30 October

### Casual vacancies

Casual vacancies are filled by recount where possible, unless the vacancy occurs within 6 months of a forthcoming election. Only unelected candidates from the relevant election may contest a recount. A candidate elected at a recount serves until the next council election. If a recount is not possible, a by-election is held—with the candidate elected to serve for the remainder of the term of office of the original councillor.

### Elector polls

A council may hold an elector poll on any issue it determines. It may also be required to hold an elector poll following petitions from electors in accordance with Part 6 of the Act.

A council is not bound by the result of an elector poll.

### Electoral system

Voting in Tasmanian local government elections is not compulsory.

Elections for councillor positions are conducted using a system modelled on the Hare-Clark method of proportional representation used in Tasmanian House of Assembly elections.

Mayoral and deputy mayoral elections use a preferential system similar to that used for Tasmanian Legislative Council and federal House of Representatives elections.

## Report on the 2007 Tasman Council Election

Elections were held for the positions of Mayor and Deputy Mayor for 2 year terms, and 5 Councillors for 4 year terms.

2252 Tasman electors were enrolled for the 2007 elections, comprising 1738 (77.18%) from the State House of Assembly roll and 514 (22.82%) from the General Manager's roll.

75.22% of Tasman electors returned their ballot papers in comparison with 57.43% statewide.

### Recounts

One recount was held between the 2005 and 2007 elections. Councillor Audrey Noye resigned on 30 January 2007. Four unelected candidates from the 2002 Tasman Council election contested the recount. The recount took place on Tuesday 13 February 2007. Full details are provided on the back page.

### Candidates at the 2007 elections

<b>Mayor</b>		<b>Councillors</b>	
★ BARWICK, Jan Elizabeth	White Beach	★ ALEXANDER, Gary*	Nubeena
SELF, Roger J*	Eaglehawk Neck	★ BRIGGS, Allen Lloyd*	Port Arthur
		EWINS, Beverley	White Beach
		★ FAZACKERLEY, Joan*	Nubeena
		FENERTY, Pam	Eaglehawk Neck
<b>Deputy Mayor</b>		FORSTER, John E	White Beach
ALEXANDER, Gary*	Nubeena	LYNE, Wally*	Port Arthur
★ HEYWARD, Roseanne	Koonya	MERMET, Denis Andre	Port Arthur
		★ MOSER, Dave	Eaglehawk Neck
		NOYE, James	Premaydena
		★ SKEGGS, Glenn John	White Beach

★ denotes elected candidate  
\* denotes seeking re-election

## Tasman Councillors following the 2007 elections

<b>Mayor</b>	<b>9 Councillors</b>	
<i>term ends 2009</i>	<i>term ends 2011</i>	<i>term ends 2009</i>
BARWICK, Jan Elizabeth	FAZACKERLEY, Joan	BARWICK, Jan Elizabeth
<b>Deputy Mayor</b>	SKEGGS, Glenn John	SELF, Roger John
<i>term ends 2009</i>	MOSER, Dave	HEYWARD, Roseanne
HEYWARD, Roseanne	ALEXANDER, Gary	WIGGINS, Bruce
	BRIGGS, Allen Lloyd	

# Tasman Council - 2007 Councillor election

Polling closed at 10am 30 October 2007

Electors enrolled: 2252

Declarations rejected: 15

Ballot paper adjustment: 6

Formal Votes: 1650

Number to be elected: 5

Declarations returned: 1694

Declarations admitted: 1679

Total ballot papers: 1673

Informal ballot papers: 23

Returning Officer: Mr David Molnar

Response: 75.22%

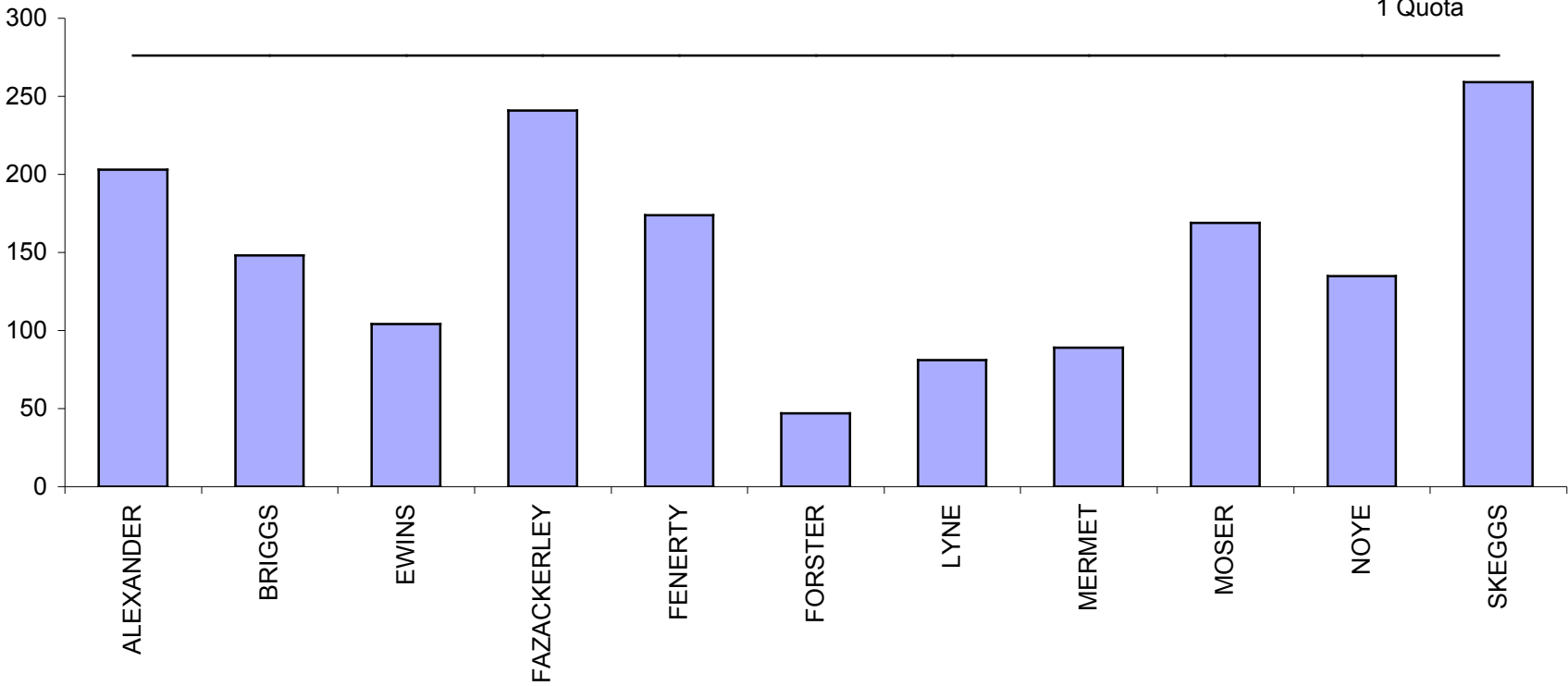
Rejection rate: 0.89%

Informality rate: 1.37%

Quota = 276

Count	ALEXANDER	BRIGGS	EWINS	FAZACKERLEY	FENERTY	FORSTER	LYNE	MERMET	MOSER	NOYE	SKEGGS	Votes Exhausted	Loss (Gain) by Fraction	Total Votes	Remarks
1	203.00	148.00	104.00	241.00	174.00	47.00	81.00	89.00	169.00	135.00	259.00			1 650.00	FORSTER excluded
2	2.00	3.00	1.00	13.00	5.00	- 47.00	3.00	6.00	3.00	6.00	5.00			1 650.00	
	205.00	151.00	105.00	254.00	179.00	0.00	84.00	95.00	172.00	141.00	264.00			1 650.00	
3	15.00	11.00	8.00	10.00	9.00		- 84.00	5.00	15.00	7.00	4.00			1 650.00	LYNE excluded
	220.00	162.00	113.00	264.00	188.00		0.00	100.00	187.00	148.00	268.00			1 650.00	
4	12.00	12.00	14.00	14.00	13.00			- 100.00	18.00	12.00	5.00			1 650.00	MERMET excluded
	232.00	174.00	127.00	278.00	201.00			0.00	205.00	160.00	273.00			1 650.00	FAZACKERLEY elected 1
5	0.14	0.14	0.57	- 2.00	0.57				0.28	0.00	0.28		0.02	1 650.00	FAZACKERLEY's surplus distributed
	232.14	174.14	127.57	276.00	201.57				205.28	160.00	273.28		0.02	1 650.00	
6	11.00	5.00	- 127.00		36.00				49.00	10.00	16.00		0.00	1 650.00	EWINS part excluded
	243.14	179.14	0.57	276.00	237.57				254.28	170.00	289.28		0.02	1 650.00	SKEGGS elected 2
7	0.00	0.28	- 0.57		0.14				0.00	0.14			0.01	1 650.00	EWINS fully excluded
	243.14	179.42	0.00	276.00	237.71				254.28	170.14	289.28		0.03	1 650.00	
8	1.66	1.66			1.66				2.49	4.98	- 13.28	0.83	0.00	1 650.00	SKEGGS' surplus distributed
	244.80	181.08		276.00	239.37				256.77	175.12	276.00	0.83	0.03	1 650.00	
9	34.00	88.00			19.00				27.00	- 170.00		2.00	0.00	1 650.00	NOYE excluded
	278.80	269.08		276.00	258.37				283.77	5.12	276.00	2.83	0.03	1 650.00	MOSER elected 3, ALEXANDER elected 4
10 to 11		1.66			0.97					- 5.12		2.49	0.00	1 650.00	NOYE fully excluded
	278.80	270.74		276.00	259.34				283.77	0.00	276.00	5.32	0.03	1 650.00	
12		4.02			2.58				- 7.77			1.15	0.02	1 650.00	MOSER's surplus distributed
	278.80	274.76		276.00	261.92				276.00		276.00	6.47	0.05	1 650.00	
13	- 2.80	1.97			0.74							0.08	0.01	1 650.00	ALEXANDER's surplus distributed
	276.00	276.73		276.00	262.66				276.00		276.00	6.55	0.06	1 650.00	BRIGGS elected 5

2007 Tasman Councillor election - first preferences



# Tasman Council

Polling closed at 10am 30 October 2007

Returning Officer: Mr David Molnar

## Mayor

Declarations admitted: 1 679

Formal Votes: 1 656

Ballot paper adjustment: 6

Informal ballot papers: 17

Total ballot papers: 1 673

Informality rate: 1.02%

### Candidates

		BARWICK	SELF	Total Votes	Absolute Majority	Remarks
Count 1	First Preferences	1 233	423	1 656	829	<b>BARWICK elected</b>

## Deputy Mayor

Declarations admitted: 1 679

Formal Votes: 1 642

Ballot paper adjustment: 6

Informal ballot papers: 31

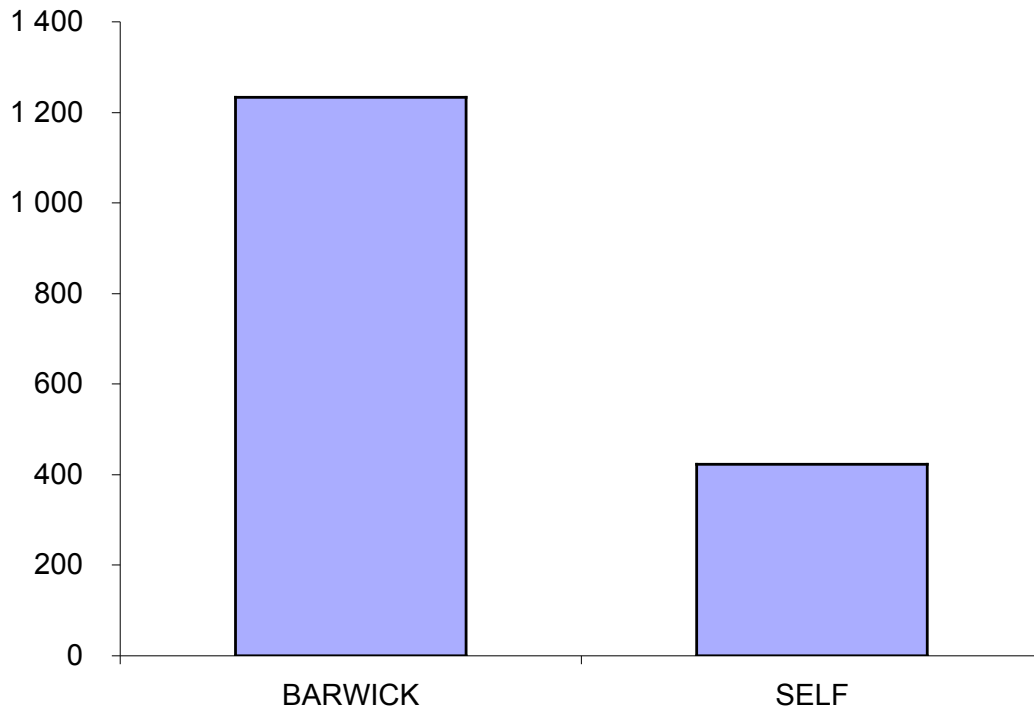
Total ballot papers: 1 673

Informality rate: 1.85%

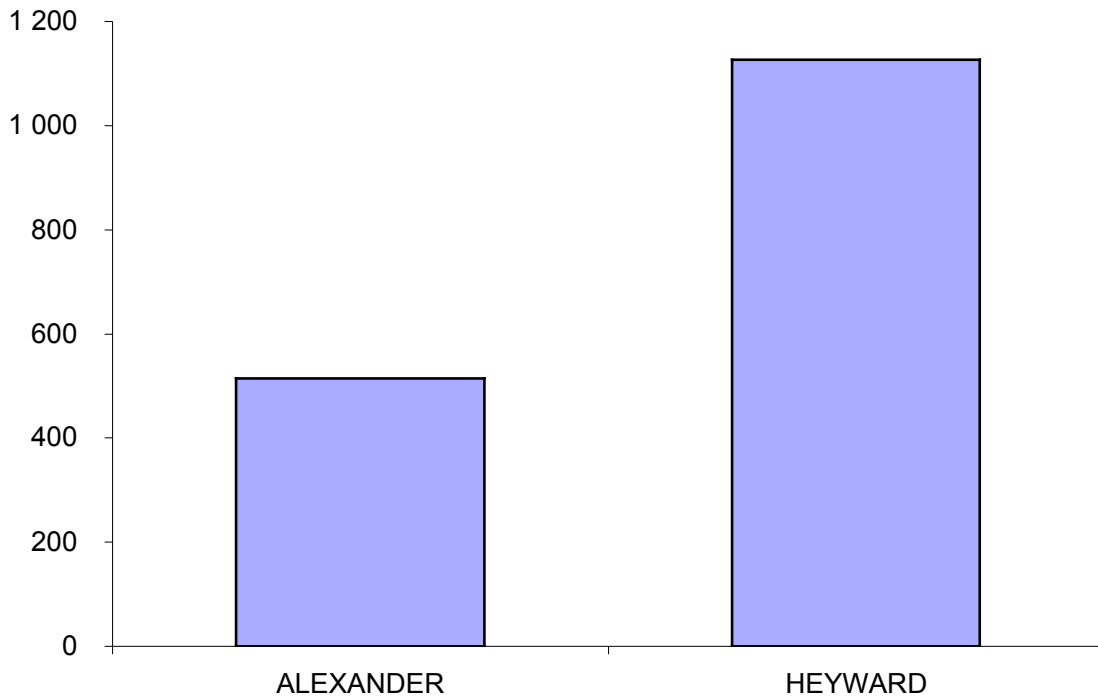
### Candidates

		ALEXANDER	HEYWARD	Total Votes	Absolute Majority	Remarks
Count 1	First Preferences	515	1 127	1 642	822	<b>HEYWARD elected</b>

### 2007 Tasman Mayor election - first preferences



### 2007 Tasman Deputy Mayor election - first preferences



# Tasman Council Recount

Recount due to resignation of Audrey Noye

13 February 2007

		Candidates				Exhausted	Lost by	Total	Absolute	Remarks
		FORSTER John	LYNE Wally	NOYE James	NOYE Pauline	Votes	fraction	Votes	majority	
Counts 1 to 5	Total	58.99	69.55	30.44	48.87	7.11	0.04	<b>215.00</b>	103.93	Distribution of NOYE A
Counts 6 to 9	Votes transferred	4.76	5.50	- 30.44	17.73	2.43	0.02			NOYE J excluded
	Progress total	<b>63.75</b>	<b>75.05</b>	<b>0.00</b>	<b>66.60</b>	<b>9.54</b>	<b>0.06</b>	<b>215.00</b>	102.71	
Counts 10 to 14	Votes transferred	- 63.75	32.02		24.26	7.47	0.00			FORSTER excluded
	Progress total	<b>0.00</b>	<b>107.07</b>		<b>90.86</b>	<b>17.01</b>	<b>0.06</b>	<b>215.00</b>	98.97	<b>LYNE elected</b>