



Devonport City Council 2011 election report

Table of contents

- Local Government Elections in Tasmania
- Report on the 2011 Devonport City Council Election
- List of Councillors (Aldermen) following the 2011 elections
- Councillor (Aldermen) results
- Mayor and Deputy Mayor results
- Recount results

Local Government Elections in Tasmania

Every two years elections are held in all 29 municipal areas for the positions of mayor and deputy mayor and half the councillors. Where required, by-elections are held concurrently for vacancies that have occurred since the last elections.

The Tasmanian Electoral Commission (TEC) supervises the conduct of elections in accordance with the *Local Government Act 1993*. Elections by postal ballot have been held approximately biennially since 1994, with the next elections due in October 2013.

Since 2000, mayors and deputy mayors have been elected directly by the electors in all municipal areas. Previously, in most councils, mayors and deputy mayors were elected by the councillors at the first meeting of a new council.

Candidate information booklets and complete election results for the state are available from the TEC and are posted on the TEC website www.tec.tas.gov.au.

2011 Election timetable

Notice of election published	Saturday 10 September
Electoral rolls closed	6 pm Thursday 15 September
Nomination period	12 September–12 noon on 26 September
Nominations closed	12 noon Monday 26 September
Nominations announced & draw for ballot paper positions	12 noon Tuesday 27 September
Ballot material delivered to electors	11–14 October
Polling period	11–25 October
Close of poll	10 am Tuesday 25 October

Casual vacancies

Casual vacancies are filled by recount where possible, unless the vacancy occurs within 6 months of a forthcoming election. Only unelected candidates from the relevant election may contest a recount. A candidate elected at a recount serves until the next council election. If a recount is not possible, a by-election is held—with the candidate elected to serve for the remainder of the term of office of the original councillor.

Elector polls

A council may hold an elector poll on any issue it determines. It may also be required to hold an elector poll following petitions from electors in accordance with Part 6 of the Act. A council is not bound by the result of an elector poll.

Electoral system

Voting in Tasmanian local government elections is not compulsory.

Elections for councillor positions are conducted using a system modelled on the Hare-Clark method of proportional representation used in Tasmanian House of Assembly elections.

Mayoral and deputy mayoral elections use a preferential system similar to that used for Tasmanian Legislative Council and federal House of Representatives elections.

Report on the 2011 Devonport City Council Election

Elections were held for the positions of Mayor and Deputy Mayor for 2 year terms, and 6 Councillors (Aldermen) for 4 year terms.

18 183 Devonport City electors were enrolled for the 2011 elections, comprising 17 936 (98.64%) from the State House of Assembly roll and 247 (1.36%) from the General Manager's roll.

56.25% of Devonport City electors returned their ballot papers in comparison with 54.28% statewide.

Recounts

A recount was conducted on 16 March 2011, to fill a vacancy for Councillor (Alderman) on the Devonport City Council following the death of Deputy Mayor Maurice Hill on 27 February 2011. Ten unelected candidates from the 2007 Devonport City Council election contested the recount. Full details are provided at the back of this report.

Candidates at the 2011 elections

Mayor		Councillors (Aldermen)	
LAYCOCK, Lynn*	Don	BEER, Kate	Devonport
★ MARTIN, Steve	Devonport	BOURKE, Jonathan	Devonport
WILSON, Bill	Devonport	★ GOODWIN, Grant*	East Devonport
		★ JARMAN, Alison	Devonport
		★ LAYCOCK, Lynn*	Don
Deputy Mayor		MARSHALL, Bob*	Devonport
GOODWIN, Grant*	East Devonport	MOBBS, Eric Geoffrey	Miandetta
★ KENT, Graham (GB)	East Devonport	★ ROCKLIFF, Annette*	Spreyton
		★ SQUIBB, Warren	Devonport
		★ WILSON, Bill*	Devonport

★ denotes elected candidate
* denotes seeking re-election

Devonport City Councillors (Aldermen) following the 2011 elections

Mayor	12 Councillors (Aldermen)	
<i>term ends 2013</i>	<i>term ends 2015</i>	<i>term ends 2013</i>
MARTIN, Steve	LAYCOCK, Lynn	MARTIN, Steve
	WILSON, Bill	PERRY, Leon
Deputy Mayor	GOODWIN, Grant	HOLLISTER, Peter Graham
<i>term ends 2013</i>	JARMAN, Alison	KENT, Graham (GB)
KENT, Graham (GB)	SQUIBB, Warren	COLE, Brian (Snapper)
	ROCKLIFF, Annette	KEAY, Justine

Devonport City Council - 2011 Councillor election

Polling closed at 10am 25 October 2011

Electors enrolled: 18 183

Declarations rejected: 136

Ballot paper adjustment: 10

Formal Votes: 9 878

Number to be elected: 6

Declarations returned: 10 228

Declarations admitted: 10 092

Total ballot papers: 10 082

Informal ballot papers: 204

Returning Officer: Mr Peter Weldon

Response: 56.25%

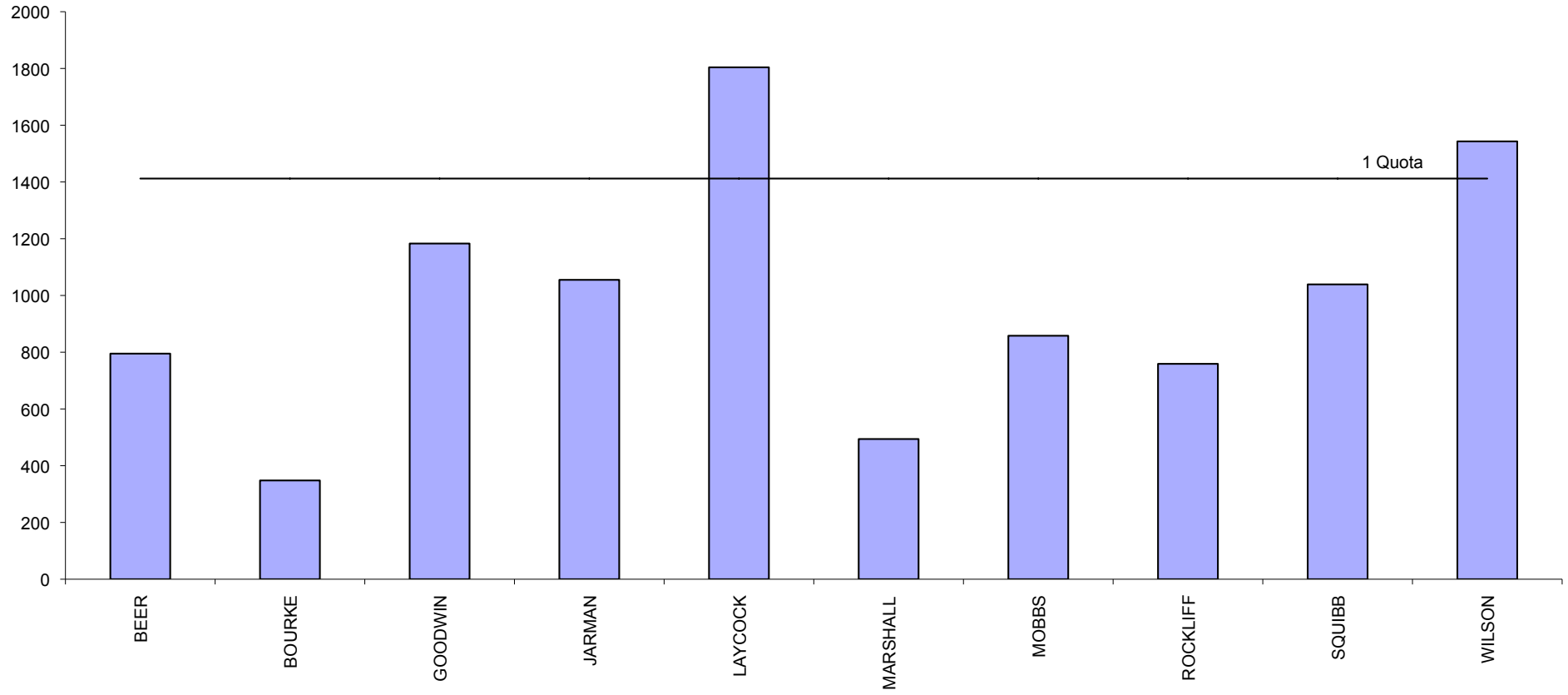
Rejection rate: 1.33%

Informality rate: 2.02%

Quota = 1412

Count	BEER	BOURKE	GOODWIN	JARMAN	LAYCOCK	MARSHALL	MOBBS	ROCKLIFF	SQUIBB	WILSON	Votes Exhausted	Loss (Gain) by Fraction	Total Votes	Remarks
1	795.00	348.00	1183.00	1055.00	1804.00	494.00	858.00	759.00	1039.00	1543.00	0.00	0.00	9878.00	LAYCOCK elected 1, WILSON elected 2
2	37.59	9.12	119.07	36.50	- 392.00	37.15	31.29	70.40	50.84		0.00	0.04		LAYCOCK's surplus distributed
	832.59	357.12	1302.07	1091.50	1412.00	531.15	889.29	829.40	1089.84	1543.00	0.00	0.04	9878.00	
3	11.63	8.57	35.74	11.80		16.89	15.36	12.64	18.33	- 131.00	0.00	0.04		WILSON's surplus distributed
	844.22	365.69	1337.81	1103.30	1412.00	548.04	904.65	842.04	1108.17	1412.00	0.00	0.08	9878.00	
4 to 6	76.72	- 365.69	37.57	69.39		35.05	38.17	64.96	43.75		0.00	0.08		BOURKE excluded
	920.94	0.00	1375.38	1172.69	1412.00	583.09	942.82	907.00	1151.92	1412.00	0.00	0.16	9878.00	
7	55.00		102.00	57.00		- 528.00	104.00	107.00	103.00		0.00	0.00		MARSHALL part excluded
	975.94		1477.38	1229.69	1412.00	55.09	1046.82	1014.00	1254.92	1412.00	0.00	0.16	9878.00	GOODWIN elected 3
8 to 9	7.84			6.56		- 55.09	9.15	16.21	15.30		0.00	0.03		MARSHALL excluded
	983.78		1477.38	1236.25	1412.00	0.00	1055.97	1030.21	1270.22	1412.00	0.00	0.19	9878.00	
10	8.97		- 65.38	8.97			15.38	14.10	17.94		0.00	0.02		GOODWIN's surplus distributed
	992.75		1412.00	1245.22	1412.00		1071.35	1044.31	1288.16	1412.00	0.00	0.21	9878.00	
11	- 924.00			390.00			157.00	258.00	117.00		2.00	0.00		BEER part excluded
	68.75		1412.00	1635.22	1412.00		1228.35	1302.31	1405.16	1412.00	2.00	0.21	9878.00	JARMAN elected 4
12 to 13	- 52.63						10.37	25.38	15.13		1.73	0.02		BEER part excluded
	16.12		1412.00	1635.22	1412.00		1238.72	1327.69	1420.29	1412.00	3.73	0.23	9878.00	SQUIBB elected 5
14	- 16.12						7.47	8.40			0.25	0.00		BEER excluded
	0.00		1412.00	1635.22	1412.00		1246.19	1336.09	1420.29	1412.00	3.98	0.23	9878.00	
15				- 223.22			75.55	139.08			8.58	0.01		JARMAN's surplus distributed
			1412.00	1412.00	1412.00		1321.74	1475.17	1420.29	1412.00	12.56	0.24	9878.00	ROCKLIFF elected 6

2011 Devonport City Councillor election - first preferences



Devonport City Council

Polling closed at 10am 25 October 2011

Returning Officer: Mr Peter Weldon

Mayor

Declarations admitted: 10 092

Ballot paper adjustment: 10

Total ballot papers: 10 082

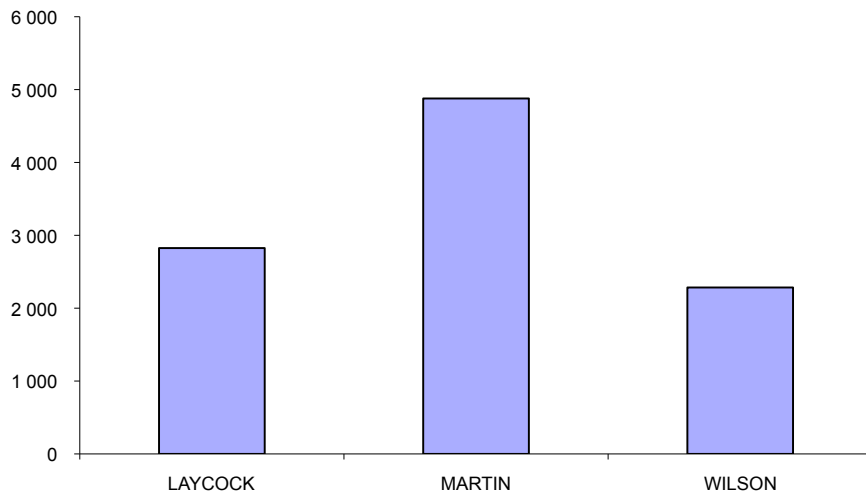
Formal Votes: 9 987

Informal ballot papers: 95

Informality rate: 0.94%

		Candidates			Exhausted	Total Votes	Absolute Majority	Remarks
		LAYCOCK	MARTIN	WILSON				
Count 1	Progress Total	2 825	4 878	2 284	0	9 987	4 994	First preferences
Count 2	Votes transferred	651	1 455	-2 284	178			WILSON excluded
	Progress Total	3 476	6 333	0	178	9 987	4 905	MARTIN elected

2011 Devonport City Mayor election - first preferences



Devonport City Council

Polling closed at 10am 25 October 2011

Returning Officer: Mr Peter Weldon

Deputy Mayor

Declarations admitted: 10 092

Formal Votes: 9 945

Ballot paper adjustment: 9

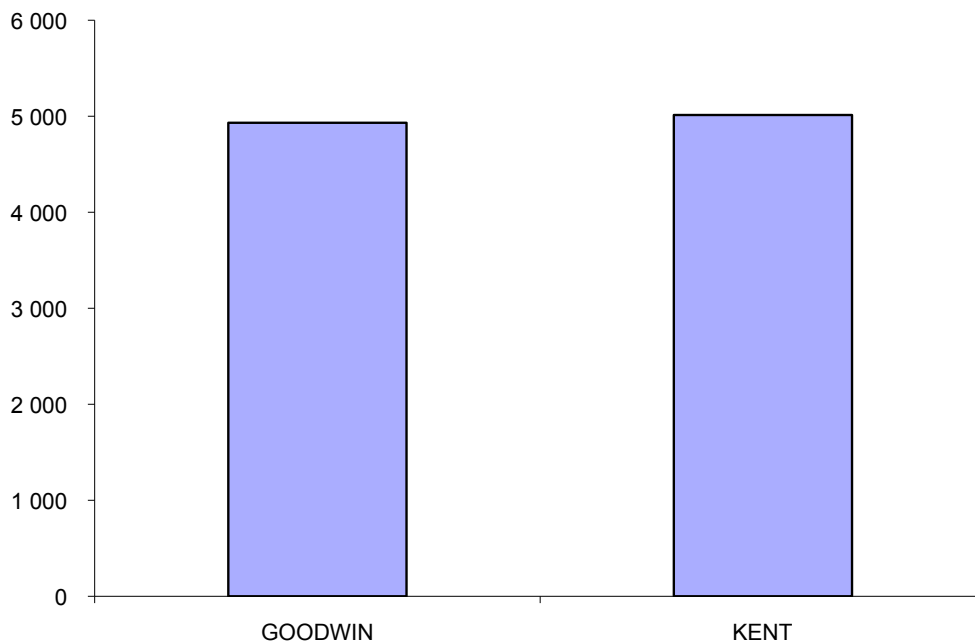
Informal ballot papers: 138

Total ballot papers: 10 083

Informality rate: 1.37%

		Candidates		Total Votes	Absolute Majority	Remarks
		GOODWIN	KENT			
Count 1	First Preferences	4 932	5 013	9 945	4 973	KENT elected

2011 Devonport City Deputy Mayor election - first preferences



Devonport City Council Councillor Recount

Recount due to death of Deputy Mayor Maurice Hill

16 March 2011

		BINGHAM Rex	BOURKE Jonathan	GILL Marie	McCOY Damian	MARSHALL Bob	MILLWOOD Andrew	MOBBS Eric	PINNER Shane	TOWNSEND Kent	WHITTLE Kerry	Exhausted Votes	Lost by fraction	Total Votes	Absolute majority	Remarks
Counts 1 to 4	Total	228.98	61.47	124.88	82.89	282.86	120.32	135.79	90.39	76.60	159.25	0.52	0.05	1 364.00	681.72	Distribution of HILL
Counts 5 to 8	Votes transferred	5.24	- 61.47	5.24	4.00	5.04	6.56	2.56	16.08	10.12	5.08	1.52	0.03			BOURKE excluded
	Progress total	234.22	0.00	130.12	86.89	287.90	126.88	138.35	106.47	86.72	164.33	2.04	0.08	1 364.00	680.95	
Counts 9 to 12	Votes transferred	14.08		4.28	12.24	16.68	7.08	8.44	7.48	- 86.72	13.64	2.76	0.04			TOWNSEND excluded
	Progress total	248.30		134.40	99.13	304.58	133.96	146.79	113.95	0.00	177.97	4.80	0.12	1 364.00	679.55	
Counts 13 to 16	Votes transferred	23.21		13.28	- 99.13	11.08	9.76	7.00	14.84		12.32	7.60	0.04			McCOY excluded
	Progress total	271.51		147.68	0.00	315.66	143.72	153.79	128.79		190.29	12.40	0.16	1 364.00	675.73	
Counts 17 to 20	Votes transferred	20.28		13.72		27.68	16.64	22.29	- 128.79		20.52	7.64	0.02			PINNER excluded
	Progress total	291.79		161.40		343.34	160.36	176.08	0.00		210.81	20.04	0.18	1 364.00	671.90	
Counts 21 to 24	Votes transferred	34.80		25.32		34.93	- 160.36	29.54			30.69	5.08	0.00			MILLWOOD excluded
	Progress total	326.59		186.72		378.27	0.00	205.62			241.50	25.12	0.18	1 364.00	669.36	
Counts 25 to 28	Votes transferred	49.95		- 186.72		38.49		26.81			42.22	29.24	0.01			GILL excluded
	Progress total	376.54		0.00		416.76		232.43			283.72	54.36	0.19	1 364.00	654.73	
Counts 29 to 32	Votes transferred	78.39				71.29		- 232.43			50.59	32.19	(0.03)			MOBBS excluded
	Progress total	454.93				488.05		0.00			334.31	86.55	0.16	1 364.00	638.65	
Counts 33 to 36	Votes transferred	147.00				133.52					- 334.31	53.82	(0.03)			WHITTLE excluded
	Progress total	601.93				621.57					0.00	140.37	0.13	1 364.00	611.76	MARSHALL elected