



Waratah- Wynyard Council

2014 election report

Table of contents

- Local Government Elections in Tasmania
- Report on the 2014 Waratah-Wynyard Council Election
- List of Councillors following the 2014 elections
- Councillor results
- Mayor and Deputy Mayor results
- Recount results

Local Government Elections in Tasmania

Tasmania's local government elections were held in September-October 2014. These were the first all-in, all-out elections conducted since the enactment on 20 June 2013 of the *Local Government Amendment (Elections) Act 2013* and the making of the *Local Government (Number of Councillors) Order 2013*, the *Local Government (Number of Councillors) Order 2014* and the *Local Government (Elections) Order 2013*.

The effect of these was to defer the elections, originally scheduled for 2013, until 2014 when all councillors and aldermen, and mayors and deputy mayors, would be elected for a four year term ending in 2018. The terms of office of councillors elected in both 2009 and 2011 ended in 2014.

There was also a reduction in the number of councillors or aldermen to be elected to nine councils in 2014 (see statewide *Local government election report 2014* for further details).

The Tasmanian Electoral Commission (TEC) supervises the conduct of elections in accordance with the *Local Government Act 1993*. Elections by postal ballot have been held approximately biennially since 1994, with the next quadrennial elections due in October 2018.

Candidate information booklets and complete election results for the state are available from the TEC and are posted on the TEC website www.tec.tas.gov.au.

2014 Election timetable

Notice of election published	Saturday 13 September
Nominations opened	9am Monday 15 September
Electoral rolls closed	6 pm Thursday 18 September
Nominations closed	12 noon Monday 29 September
Nominations announced	12 noon Tuesday 30 September
Ballot material received by electors	14–17 October
Polling period	14–28 October
Close of poll	10 am Tuesday 28 October

Casual vacancies for councillor/alderman

Casual vacancies are filled by recount where possible, unless the vacancy occurs within 6 months of a forthcoming election. Only unelected candidates from the relevant election may contest a recount. If a recount is not possible, a by-election is held. A candidate elected at a recount or by-election serves until the next council election.

Elector polls

A council may hold an elector poll on any issue it determines. It may also be required to hold an elector poll following petitions from electors in accordance with Part 6 of the Act. A council is not bound by the result of an elector poll.

Electoral system

Voting in Tasmanian local government elections is not compulsory.

Elections for councillor positions are conducted using a system modelled on the Hare-Clark method of proportional representation used in Tasmanian House of Assembly elections.

Mayoral and deputy mayoral elections use a preferential system similar to that used for Tasmanian Legislative Council and federal House of Representatives elections.

Report on the 2014 Waratah-Wynyard Council Election

Elections were held for the positions of Mayor, Deputy Mayor and 8 Councillors, all for 4 year terms.

10 445 Waratah-Wynyard electors were enrolled for the 2014 elections, comprising 10 301 (98.62%) from the State House of Assembly roll and 144 (1.38%) from the General Manager's roll.

56.67% of Waratah-Wynyard electors returned their ballot papers in comparison with 54.58% statewide.

Recounts

A recount was conducted on 15 July 2013, to fill a vacancy for Councillor on the Waratah-Wynyard Council following the resignation of Clayton Hawkins on 20 June 2013. Three unelected candidates from the 2009 Waratah-Wynyard Council election contested the recount. An abstract of the count is at the back of this report.

Waratah-Wynyard Councillors following the 2014 elections

Mayor

WALSH, Robert (Robby)

Deputy Mayor

DUNIAM, Mary

8 Councillors

WALSH, Robert (Robby)

HYLAND, Kevin

FRIEDERSDORFF, Alwyn

WRIGHT, Stephen

DUNIAM, Mary

FAIRBROTHER, Darren

BRAMICH, Gary

BRADLEY, Maureen

The candidates

Waratah-Wynyard Council

enrolment 10 445

Councillor	16 candidates (8 to be elected)	
BRADLEY, Maureen ^{*^}		Sisters Beach
BRAMICH, Gary ^{*^}		Wynyard
BULMAN, Peter		Wynyard
COURTNEY, Andrea		Wynyard
DEAKIN, Kev [^]		Somerset
DUNIAM, Mary ^{*^}		Somerset
FAIRBROTHER, Darren ^{*^}		Boat Harbour Beach
FRIEDERSDORFF, Alwyn ^{*^}		Wynyard
HIGGINS, Nicholas		Wynyard
HYLAND, Kevin [*]		Calder
KRABBE, Robin		Oldina
LEONARD, Mikayla		Wynyard
McERLAIN, Justin		Wynyard
MOORE, David [^]		Somerset
WALSH, Robert (Robby) ^{*^}		Wynyard
WRIGHT, Stephen [*]		Wynyard

Mayor	5 candidates	
DEAKIN, Kev		Somerset
FAIRBROTHER, Darren		Boat Harbour Beach
HYLAND, Kevin		Calder
WALSH, Robert (Robby) ^{*^}		Wynyard
WRIGHT, Stephen		Wynyard

Deputy Mayor	4 candidates	
BRAMICH, Gary		Wynyard
COURTNEY, Andrea		Wynyard
DUNIAM, Mary [*]		Somerset
FRIEDERSDORFF, Alwyn [^]		Wynyard

* denotes elected candidate

[^] denotes seeking re-election

Waratah-Wynyard Council - 2014 Councillor election

Polling closed at 10am 28 October 2014

Electors enrolled: 10 445

Declarations rejected: 98

Number to be elected: 8

Declarations returned: 5 919

Declarations admitted: 5 821

Returning Officer: Ngaire Edwards

Response rate: 56.67%

Rejection rate: 1.66%

Count	BRADLEY	BRAMICH	BULMAN	COURTNEY	DEAKIN	DUNIAM	FAIRBROTHER	FRIEDERSDORFF	HIGGINS	HYLAND	KRABBE
1	179.00	172.00	52.00	175.00	124.00	316.00	352.00	347.00	80.00	792.00	83.00
2	46.89	204.82	14.48	26.20	35.86	222.06	168.27	348.95	8.27		14.48
	225.89	376.82	66.48	201.20	159.86	538.06	520.27	695.95	88.27	792.00	97.48
3	12.15	26.19	3.98	9.85	7.54	40.66	27.66		4.61	- 166.00	3.35
	238.04	403.01	70.46	211.05	167.40	578.72	547.93	695.95	92.88	626.00	100.83
4	6.49	11.05	0.96	1.52	2.07	23.50	9.81	- 69.95	1.10		1.52
	244.53	414.06	71.42	212.57	169.47	602.22	557.74	626.00	93.98	626.00	102.35
5	5.41	10.40	1.24	1.24	3.53	7.90	7.07		0.83		1.04
	249.94	424.46	72.66	213.81	173.00	610.12	564.81	626.00	94.81	626.00	103.39
6 to 10	6.80	7.77	- 72.66	4.19	6.71	7.50	18.25		5.57		4.37
	256.74	432.23	0.00	218.00	179.71	617.62	583.06	626.00	100.38	626.00	107.76
11	2.00	6.00		6.00	8.00	12.00	6.00		- 84.00		10.00
	258.74	438.23		224.00	187.71	629.62	589.06	626.00	16.38	626.00	117.76
12 to 15	1.98	1.77		0.89	2.47		0.82		- 16.38		2.14
	260.72	440.00		224.89	190.18	629.62	589.88	626.00	0.00	626.00	119.90
16	0.30	0.00		1.20	0.30	- 3.62	0.00				0.30
	261.02	440.00		226.09	190.48	626.00	589.88	626.00		626.00	120.20
17 to 22	16.63	9.78		23.43	7.98		10.50				- 120.20
	277.65	449.78		249.52	198.46	626.00	600.38	626.00		626.00	0.00
23 to 24	24.51	17.44		19.06	14.06		32.96				
	302.16	467.22		268.58	212.52	626.00	633.34	626.00		626.00	
25 to 27	4.44	4.37		1.16	0.96						
	306.60	471.59		269.74	213.48	626.00	633.34	626.00		626.00	
28	1.69	2.82		0.00	1.12		- 7.34				
	308.29	474.41		269.74	214.60	626.00	626.00	626.00		626.00	
29 to 35	40.40	54.85		34.90	- 214.60						
	348.69	529.26		304.64	0.00	626.00	626.00	626.00		626.00	
36 to 42	91.93	43.01		- 304.64							
	440.62	572.27		0.00		626.00	626.00	626.00		626.00	
43	79.00	120.00									
	519.62	692.27				626.00	626.00	626.00		626.00	
44 to 49	86.39										
	606.01	692.27				626.00	626.00	626.00		626.00	
50	37.00	- 66.27									
	643.01	626.00				626.00	626.00	626.00		626.00	

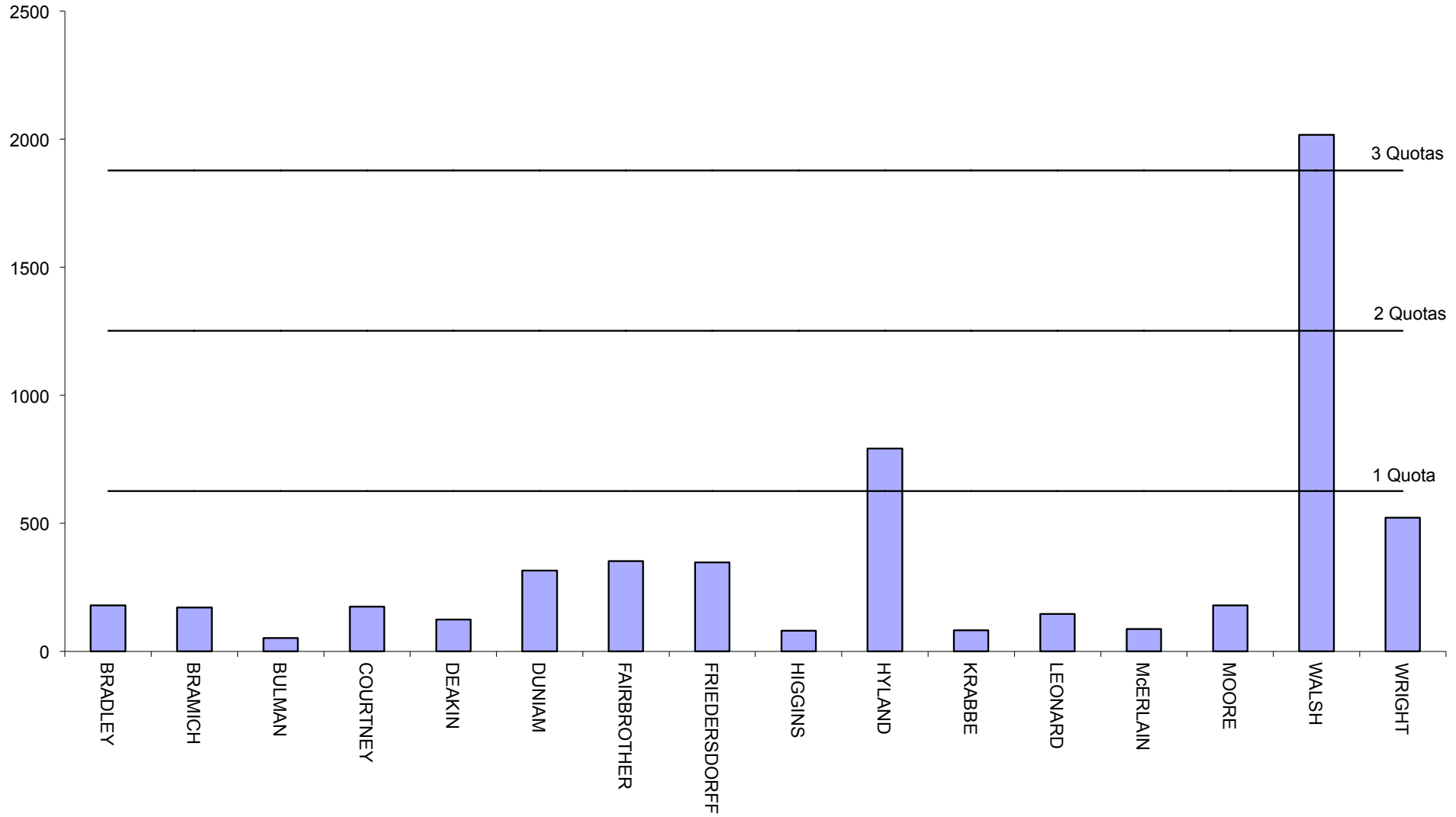
Ballot paper adjustment: 5
 Total ballot papers: 5 816

Formal Votes: 5 625
 Informal ballot papers: 191
 Informality rate: 3.28%

Quota = 626

LEONARD	McERLAIN	MOORE	WALSH	WRIGHT	Votes Exhausted	Loss (Gain) by Fraction	Total Votes	Remarks
147.00	87.00	180.00	2017.00	522.00		0.00	5625.00	WALSH elected 1, HYLAND elected 2
34.48	22.75	94.48	- 1391.00	148.96		0.05		WALSH's surplus distributed
181.48	109.75	274.48	626.00	670.96		0.05	5625.00	FRIEDERSDORFF elected 3, WRIGHT elected 4
7.75	7.33	14.88				0.05		HYLAND's surplus distributed
189.23	117.08	289.36	626.00	670.96		0.10	5625.00	
2.62	2.07	7.18				0.06		FRIEDERSDORFF's surplus distributed
191.85	119.15	296.54	626.00	670.96		0.16	5625.00	
1.45	1.24	3.53		- 44.96		0.08		WRIGHT's surplus distributed
193.30	120.39	300.07	626.00	626.00		0.24	5625.00	
5.43	4.63	1.20				0.24		BULMAN excluded
198.73	125.02	301.27	626.00	626.00		0.48	5625.00	
16.00	11.00	7.00				0.00		HIGGINS part excluded
214.73	136.02	308.27	626.00	626.00		0.48	5625.00	DUNIAM elected 5
2.19	2.05	1.90				0.17		HIGGINS excluded
216.92	138.07	310.17	626.00	626.00		0.65	5625.00	
0.30	0.00	1.20				0.02		DUNIAM's surplus distributed
217.22	138.07	311.37	626.00	626.00		0.67	5625.00	
30.89	9.81	11.01				0.17		KRABBE excluded
248.11	147.88	322.38	626.00	626.00		0.84	5625.00	
14.44	- 134.24	11.75				0.02		McERLAIN part excluded
262.55	13.64	334.13	626.00	626.00		0.86	5625.00	FAIRBROTHER elected 6
1.73	- 13.64	0.68			0.27	0.03		McERLAIN excluded
264.28	0.00	334.81	626.00	626.00	0.27	0.89	5625.00	
0.56		1.12			0.00	0.03		FAIRBROTHER's surplus distributed
264.84		335.93	626.00	626.00	0.27	0.92	5625.00	
43.79		34.14			6.50	0.02		DEAKIN excluded
308.63		370.07	626.00	626.00	6.77	0.94	5625.00	
128.91		32.78			8.03	(0.02)		COURTNEY excluded
437.54		402.85	626.00	626.00	14.80	0.92	5625.00	
45.00		- 255.00			11.00	0.00		MOORE part excluded
482.54		147.85	626.00	626.00	25.80	0.92	5625.00	BRAMICH elected 7
42.02		- 147.85			19.54	(0.10)		MOORE excluded
524.56		0.00	626.00	626.00	45.34	0.82	5625.00	
21.53					7.73	0.01		BRAMICH's surplus distributed
546.09			626.00	626.00	53.07	0.83	5625.00	BRADLEY elected 8

2014 Waratah-Wynyard Councillor election - first preferences



Waratah-Wynyard Council

Polling closed at 10am 28 October 2014

Returning Officer: Ngaire Edwards

Mayor

Declarations admitted: 5 821

Ballot paper adjustment: 5

Total ballot papers: 5 816

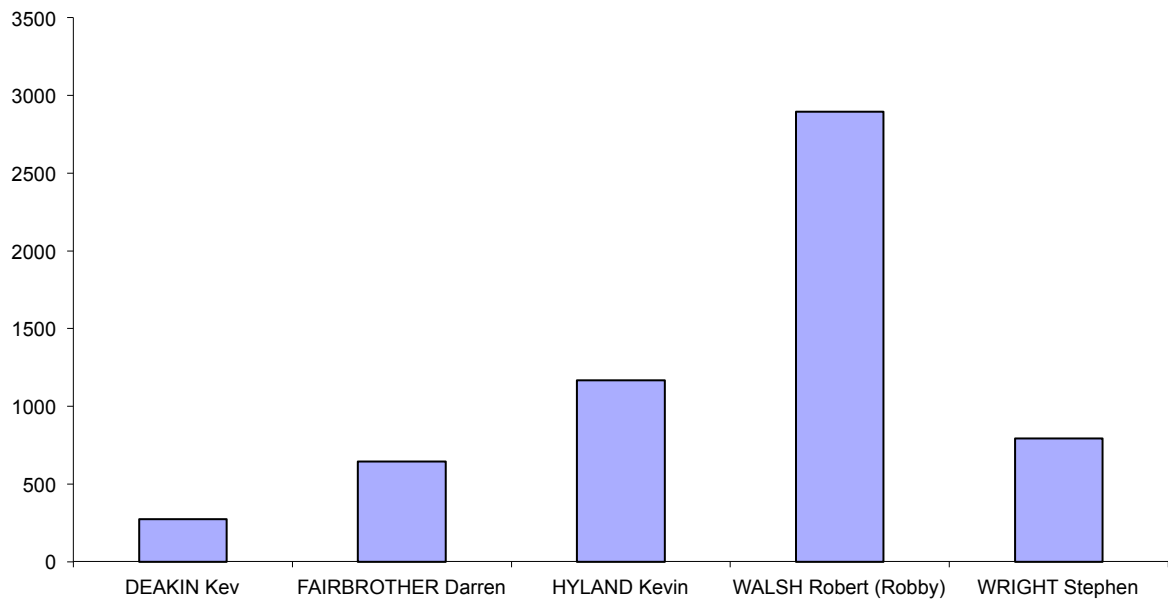
Formal Votes: 5 773

Informal ballot papers: 43

Informality rate: 0.74%

		DEAKIN Kev	FAIRBROTHER Darren	HYLAND Kevin	WALSH Robert (Robby)	WRIGHT Stephen	Exhausted	Total Votes	Absolute Majority	Remarks
Count 1	Progress Total	273	645	1166	2896	793	0	5773	2887	WALSH elected

2014 Waratah-Wynyard Mayor election - first preferences



Waratah-Wynyard Council

Polling closed at 10am 28 October 2014

Returning Officer: Ngaire Edwards

Deputy Mayor

Declarations admitted: 5 821

Ballot paper adjustment: 5

Total ballot papers: 5 816

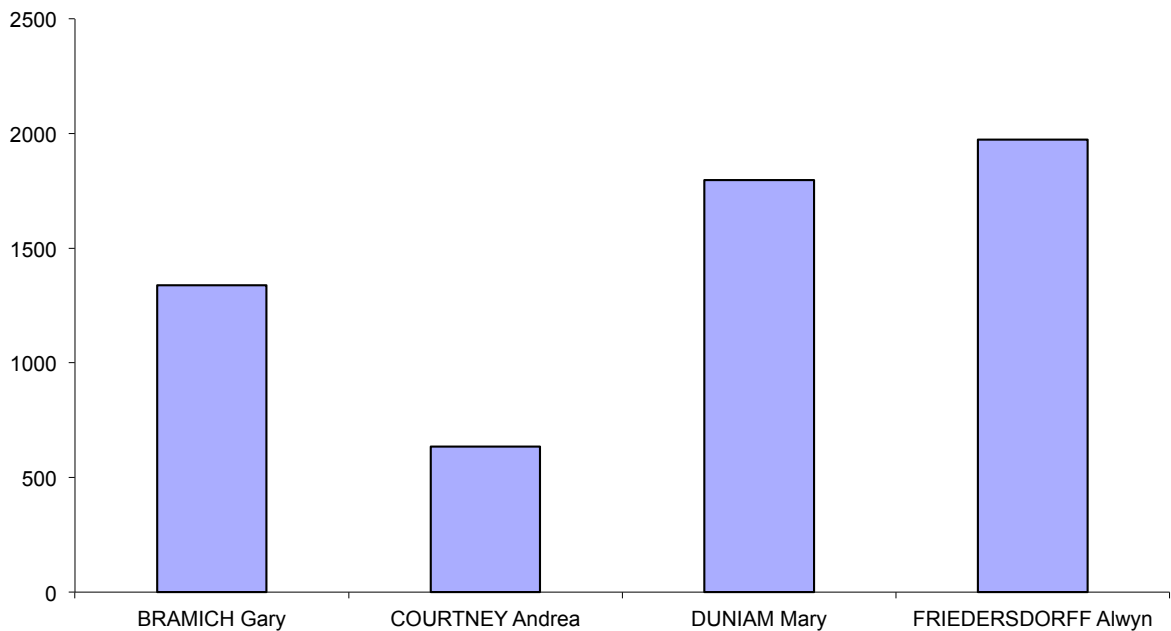
Formal Votes: 5 745

Informal ballot papers: 71

Informality rate: 1.22%

		BRAMICH Gary	COURTNEY Andrea	DUNIAM Mary	FRIEDERSDORFF Alwyn	Exhausted	Total Votes	Absolute Majority	Remarks
Count 1	Progress Total	1338	635	1798	1974	0	5745	2873	First preferences
Count 2	Votes transferred	112	-635	229	174	120			COURTNEY excluded
	Progress Total	1450	0	2027	2148	120	5745	2813	
Count 3	Votes transferred	-1450		688	491	271			BRAMICH excluded
	Progress Total	0		2715	2639	391	5745	2678	DUNIAM elected

2014 Waratah-Wynyard Deputy Mayor election - first preferences



Waratah-Wynyard Council Councillor Recount

Recount due to resignation of Clayton Hawkins

15 July 2013

		BRADLEY Maureen	CORNWALL Derek	ROUT Lewis	Exhausted Votes	Lost by fraction	Total Votes	Absolute majority	Remarks
Counts 1 to 3	Total	378.34	327.17	206.93	48.55	0.01	961.00	456.23	Distribution of HAWKINS
Counts 4 to 6	Votes transferred	97.73	87.70	- 206.93	21.50	0.00			ROUT excluded
	Progress total	476.07	414.87	0.00	70.05	0.01	961.00	445.48	BRADLEY elected