



West Coast Council

2014 election report

Table of contents

- Local Government Elections in Tasmania
- Report on the 2014 West Coast Council Election
- List of Councillors following the 2014 elections
- Councillor results
- Mayor and Deputy Mayor results
- Recount results
- By-election results

Local Government Elections in Tasmania

Tasmania's local government elections were held in September-October 2014. These were the first all-in, all-out elections conducted since the enactment on 20 June 2013 of the *Local Government Amendment (Elections) Act 2013* and the making of the *Local Government (Number of Councillors) Order 2013*, the *Local Government (Number of Councillors) Order 2014* and the *Local Government (Elections) Order 2013*.

The effect of these was to defer the elections, originally scheduled for 2013, until 2014 when all councillors and aldermen, and mayors and deputy mayors, would be elected for a four year term ending in 2018. The terms of office of councillors elected in both 2009 and 2011 ended in 2014.

There was also a reduction in the number of councillors or aldermen to be elected to nine councils in 2014 (see statewide *Local government election report 2014* for further details).

The Tasmanian Electoral Commission (TEC) supervises the conduct of elections in accordance with the *Local Government Act 1993*. Elections by postal ballot have been held approximately biennially since 1994, with the next quadrennial elections due in October 2018.

Candidate information booklets and complete election results for the state are available from the TEC and are posted on the TEC website www.tec.tas.gov.au.

2014 Election timetable

Notice of election published	Saturday 13 September
Nominations opened	9am Monday 15 September
Electoral rolls closed	6 pm Thursday 18 September
Nominations closed	12 noon Monday 29 September
Nominations announced	12 noon Tuesday 30 September
Ballot material received by electors	14–17 October
Polling period	14–28 October
Close of poll	10 am Tuesday 28 October

Casual vacancies for councillor/alderman

Casual vacancies are filled by recount where possible, unless the vacancy occurs within 6 months of a forthcoming election. Only unelected candidates from the relevant election may contest a recount. If a recount is not possible, a by-election is held. A candidate elected at a recount or by-election serves until the next council election.

Elector polls

A council may hold an elector poll on any issue it determines. It may also be required to hold an elector poll following petitions from electors in accordance with Part 6 of the Act. A council is not bound by the result of an elector poll.

Electoral system

Voting in Tasmanian local government elections is not compulsory.

Elections for councillor positions are conducted using a system modelled on the Hare-Clark method of proportional representation used in Tasmanian House of Assembly elections.

Mayoral and deputy mayoral elections use a preferential system similar to that used for Tasmanian Legislative Council and federal House of Representatives elections.

Report on the 2014 West Coast Council Election

Elections were held for the positions of Mayor, Deputy Mayor and 9 Councillors, all for 4 year terms.

3 145 West Coast electors were enrolled for the 2014 elections, comprising 3 075 (97.77%) from the State House of Assembly roll and 70 (2.23%) from the General Manager's roll.

65.53% of West Coast electors returned their ballot papers in comparison with 54.58% statewide.

Recounts

A recount was conducted on 2 July 2013, to fill a vacancy for Councillor on the West Coast Council following the death of Allen Rose on 26 March 2013. Six unelected candidates from the 2009 West Coast Council election contested the recount. An abstract of the count is at the back of this report.

By-elections

A by-election, conducted by postal ballot, was held to fill a vacancy for one councillor following the resignation of Councillor Samantha Eley on 25 September 2012. The ballot closed at 10am Tuesday 20 November 2012. Four candidates contested the councillor by-election. An abstract of the count is at the back of this report.

By-elections for Mayor and one councillor on the West Coast Council were required following the death of Mayor Darryl Gerrity on 28 September 2013. The ballot closed at 10am Tuesday 19 November 2013. Seven candidates contested the councillor by-election and three candidates contested the mayor by-election. An abstract of each count are at the back of this report.

West Coast Councillors following the 2014 elections

Mayor

VICKERS, Phil

Deputy Mayor

PITT, Shane

9 Councillors

VICKERS, Phil

NEWMAN, Lindsay

GERRITY, Robyn

PITT, Shane

STYLES, Leigh

SHEA, Terry

O'GRADY, Lyn

MEDWIN, Al

STRINGER, Scott

The candidates

West Coast Council

enrolment 3 145

Councillor

13 candidates (9 to be elected)

GERRITY, Robyn *^	Strahan
GRUNER, Barbara	Zeehan
MEDWIN, Al *^	Rosebery
MURCHIE, Doug ^	Zeehan
NEWMAN, Lindsay *^	Granville Harbour
O'GRADY, Lyn *^	Zeehan
PITT, Shane *^	Queenstown
REID, Peter ^	Queenstown
RYAN-SYKES, Matthew	Tullah
SHEA, Terry *	Queenstown
STRINGER, Scott *	Queenstown
STYLES, Leigh *	Strahan
VICKERS, Phil *^	Zeehan

Mayor

4 candidates

GERRITY, Robyn ^	Strahan
MEDWIN, Al	Rosebery
NEWMAN, Lindsay	Granville Harbour
VICKERS, Phil *	Zeehan

Deputy Mayor

3 candidates

O'GRADY, Lyn	Zeehan
PITT, Shane *	Queenstown
REID, Peter ^	Queenstown

* denotes elected candidate

^ denotes seeking re-election

West Coast Council - 2014 Councillor election

Polling closed at 10am 28 October 2014

Electors enrolled: 3 145

Declarations rejected: 20

Number to be elected: 9

Declarations returned: 2 061

Declarations admitted: 2 041

Returning Officer: Ngaire Edwards

Response rate: 65.53%

Rejection rate: 0.97%

Count	GERRITY	GRUNER	MEDWIN	MURCHIE	NEWMAN	OGRADY	PITT	REID	RYAN-SYKES	SHEA	STRINGER
1	298.00	21.00	93.00	38.00	308.00	65.00	227.00	58.00	27.00	116.00	103.00
2		13.32	41.17	24.22		60.55		49.65	4.84	39.96	30.88
3	298.00	34.32	134.17	62.22	308.00	125.55	227.00	107.65	31.84	155.96	133.88
4		2.49	15.71	6.78	- 110.00	20.71		17.49	2.85	13.57	15.35
5	298.00	36.81	149.88	69.00	198.00	146.26	227.00	125.14	34.69	169.53	149.23
6	- 100.00	2.01	12.75	2.68		24.16		26.84	2.34	9.06	7.04
7	198.00	38.82	162.63	71.68	198.00	170.42	227.00	151.98	37.03	178.59	156.27
8		0.38	2.93	1.40		2.04	- 29.00	6.64	0.51	8.04	5.62
9	198.00	39.20	165.56	73.08	198.00	172.46	198.00	158.62	37.54	186.63	161.89
10		1.00	2.00	1.00		5.00		3.00	- 27.00	0.00	2.00
11	198.00	40.20	167.56	74.08	198.00	177.46	198.00	161.62	10.54	186.63	163.89
12		0.47	3.49	0.00		1.31		1.02	- 10.54	1.05	3.13
13	198.00	40.67	171.05	74.08	198.00	178.77	198.00	162.64	0.00	187.68	167.02
14		0.06	0.19	0.25		0.19		0.06		0.06	0.00
15	198.00	40.73	171.24	74.33	198.00	178.96	198.00	162.70		187.74	167.02
16		- 40.73	4.40	4.10		9.13		9.24		5.56	8.22
17	198.00	0.00	175.64	78.43	198.00	188.09	198.00	171.94		193.30	175.24
18			11.00	- 40.00		8.00		5.00		6.00	10.00
19	198.00		186.64	38.43	198.00	196.09	198.00	176.94		199.30	185.24
20			7.87	- 26.64		9.08		4.84			4.84
21	198.00		194.51	11.79	198.00	205.17	198.00	181.78		199.30	190.08
22			3.08	- 11.79				4.96			3.73
23	198.00		197.59	0.00	198.00	205.17	198.00	186.74		199.30	193.81
24			0.21					0.21		- 1.30	0.86
25	198.00		197.80		198.00	205.17	198.00	186.95		198.00	194.67
26			1.43			- 7.17		2.86			2.86
27	198.00		199.23		198.00	198.00	198.00	189.81		198.00	197.53
28			- 1.23					0.41			0.41
29	198.00		198.00		198.00	198.00	198.00	190.22		198.00	197.94

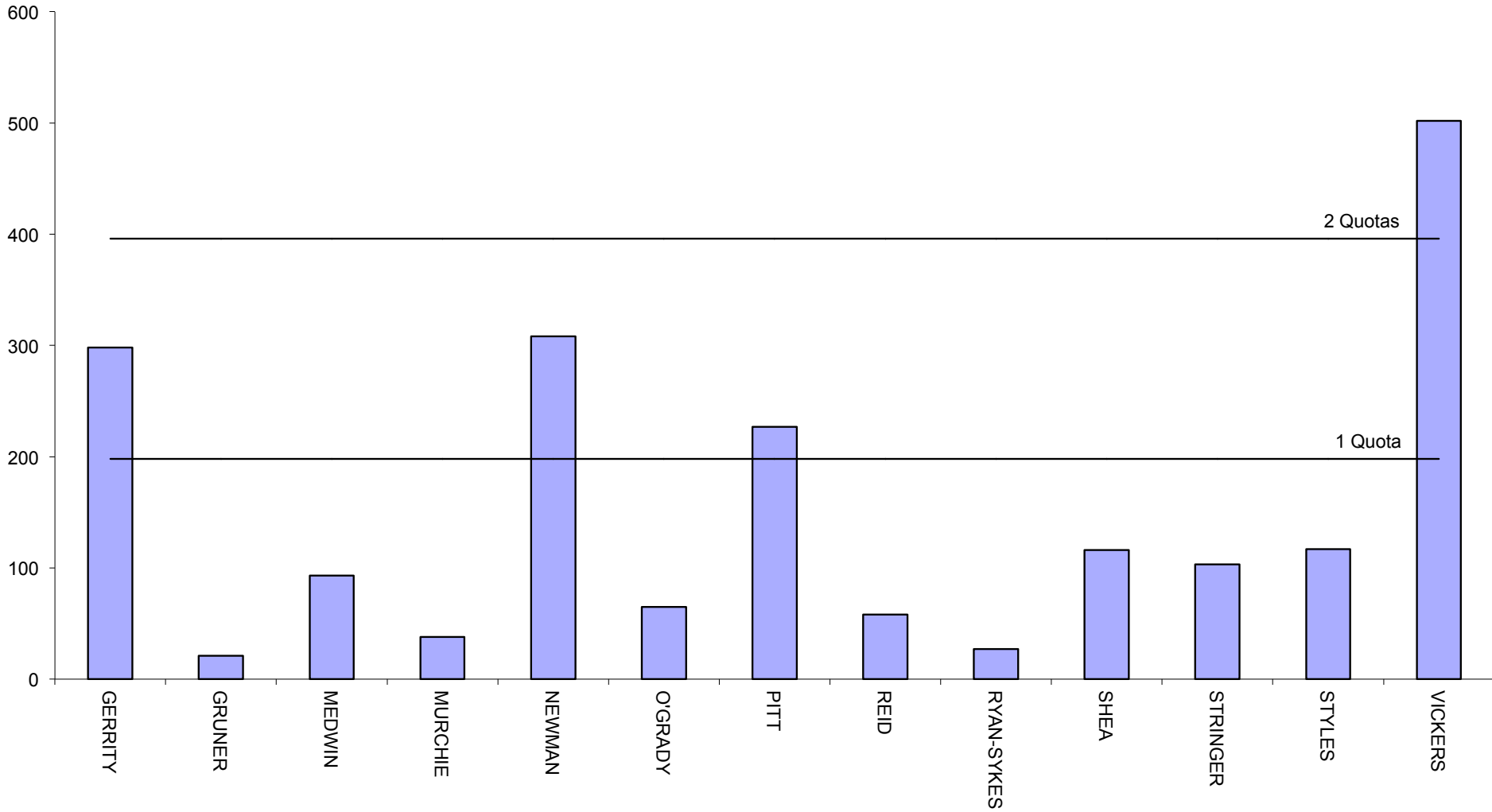
Ballot paper adjustment: 16
 Total ballot papers: 2 025

Formal Votes: 1 973
 Informal ballot papers: 52
 Informality rate: 2.57%

Quota = 198

STYLES	VICKERS	Votes Exhausted	Loss (Gain) by Fraction	Total Votes	Remarks
117.00	502.00		0.00	1973.00	VICKERS elected 1, NEWMAN elected 2, GERRITY elected 3, PITT elected 4
39.36	- 304.00		0.05		VICKERS' surplus distributed
156.36	198.00		0.05	1973.00	
14.99			0.06		NEWMAN's surplus distributed
171.35	198.00		0.11	1973.00	
13.08			0.04		GERRITY's surplus distributed
184.43	198.00		0.15	1973.00	
1.40			0.04		PITT's surplus distributed
185.83	198.00		0.19	1973.00	
13.00			0.00		RYAN-SYKES part excluded
198.83	198.00		0.19	1973.00	STYLES elected 5
			0.07		RYAN-SYKES excluded
198.83	198.00		0.26	1973.00	
- 0.83			0.02		STYLES' surplus distributed
198.00	198.00		0.28	1973.00	
			0.08		GRUNER excluded
198.00	198.00		0.36	1973.00	
			0.00		MURCHIE part excluded
198.00	198.00		0.36	1973.00	SHEA elected 6
			0.01		MURCHIE part excluded
198.00	198.00		0.37	1973.00	O'GRADY elected 7
			0.02		MURCHIE excluded
198.00	198.00		0.39	1973.00	
			0.02		SHEA's surplus distributed
198.00	198.00		0.41	1973.00	
			0.02		O'GRADY's surplus distributed
198.00	198.00		0.43	1973.00	MEDWIN elected 8
		0.41	0.00		MEDWIN's surplus distributed
198.00	198.00	0.41	0.43	1973.00	STRINGER elected 9

2014 West Coast Councillor election - first preferences



West Coast Council

Polling closed at 10am 28 October 2014

Returning Officer: Ngaire Edwards

Mayor

Declarations admitted: 2 041

Ballot paper adjustment: 4

Total ballot papers: 2 037

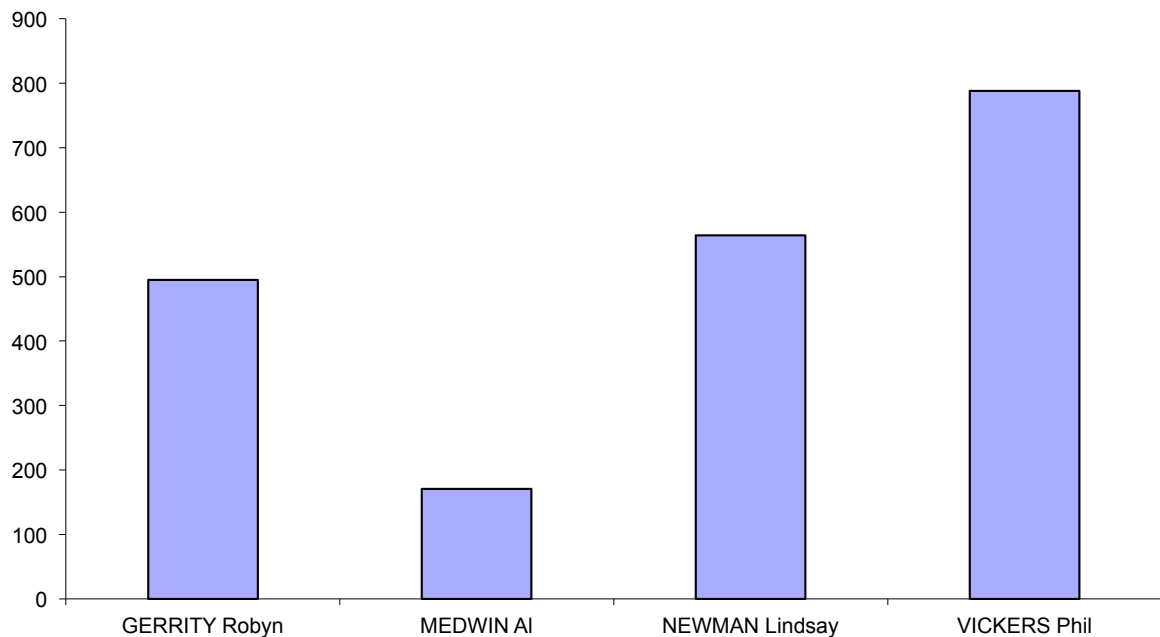
Formal Votes: 2 018

Informal ballot papers: 19

Informality rate: 0.93%

		GERRITY Robyn	MEDWIN Al	NEWMAN Lindsay	VICKERS Phil	Exhausted	Total Votes	Absolute Majority	Remarks
Count 1	Progress Total	495	171	564	788	0	2018	1010	First preferences
Count 2	Votes transferred	46	-171	56	55	14			MEDWIN excluded
	Progress Total	541	0	620	843	14	2018	1003	
Count 3	Votes transferred	-541		280	181	80			GERRITY excluded
	Progress Total	0		900	1024	94	2018	963	VICKERS elected

2014 West Coast Mayor election - first preferences



West Coast Council

Polling closed at 10am 28 October 2014

Returning Officer: Ngaire Edwards

Deputy Mayor

Declarations admitted: 2 041

Formal Votes: 1 934

Ballot paper adjustment: 4

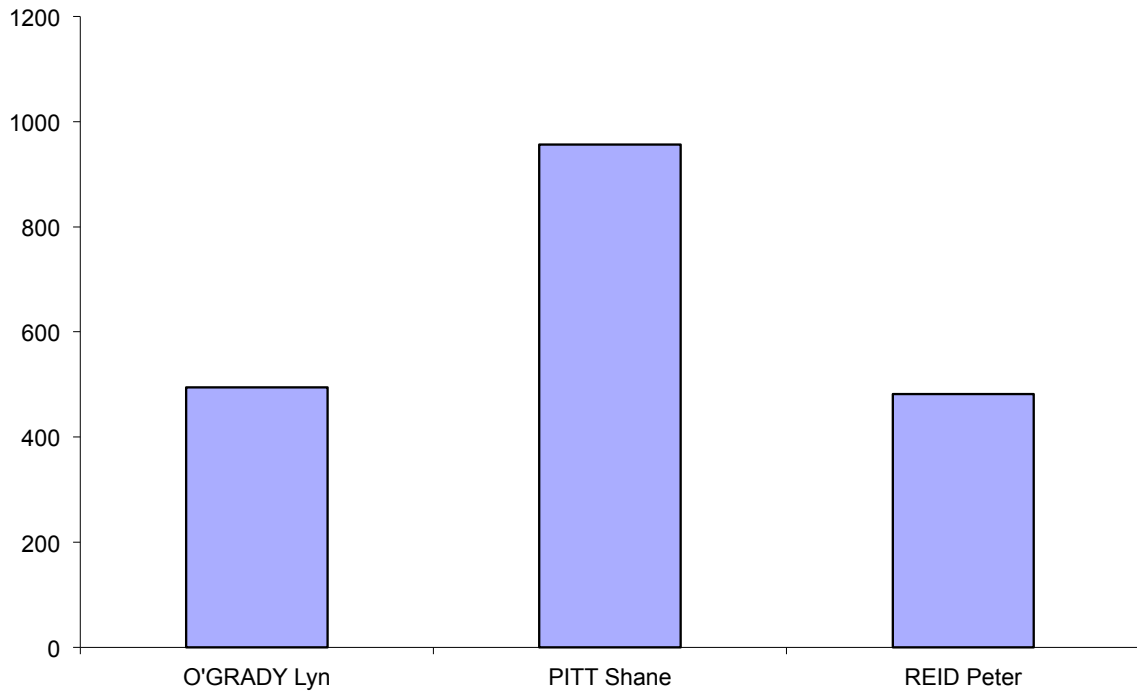
Informal ballot papers: 103

Total ballot papers: 2 037

Informality rate: 5.06%

		O'GRADY Lyn	PITT Shane	REID Peter	Exhausted	Total Votes	Absolute Majority	Remarks
Count 1	Progress Total	495	957	482	0	1934	968	First preferences
Count 2	Votes transferred	155	286	-482	41			REID excluded
	Progress Total	650	1243	0	41	1934	947	PITT elected

2014 West Coast Deputy Mayor election - first preferences



West Coast Council Councillor By-election

By-election due to the resignation of Councillor Samantha Eley

20 November 2012

Candidates

Informal: 7

EVANS Philip J.	MEDWIN Sandra	SUITOR Sandra Maisie	SUTTON Gordon Roland	Exhausted Votes	Total Votes	Absolute majority	Remarks
--------------------	------------------	-------------------------	----------------------------	--------------------	----------------	----------------------	---------

Count 1 Total

951

151

213

269

0

1 584

793

First preferences, **EVANS elected**

West Coast Council Councillor Recount

Recount due to death of Allen Rose

2 July 2013

		CLARK Sandra	MEDWIN Sandra	MURCHIE Doug	SUTTON Gordon	TULL Frank	van BALEN Theo	Exhausted Votes	Lost by fraction	Total Votes	Absolute majority	Remarks
Counts 1 to 4	Total	55.81	30.09	94.31	45.83	27.04	40.80	2.09	0.03	296.00	146.95	Distribution of ROSE
Counts 5 to 8	Votes transferred	5.49	3.85	6.31	6.49	- 27.04	3.42	1.42	0.06			TULL excluded
	Progress total	61.30	33.94	100.62	52.32	0.00	44.22	3.51	0.09	296.00	146.21	
Counts 9 to 12	Votes transferred	11.00	- 33.94	8.85	3.21		7.43	3.43	0.02			MEDWIN excluded
	Progress total	72.30	0.00	109.47	55.53		51.65	6.94	0.11	296.00	144.48	
Counts 13 to 16	Votes transferred	21.79		12.21	15.63		- 51.65	2.00	0.02			van BALEN excluded
	Progress total	94.09		121.68	71.16		0.00	8.94	0.13	296.00	143.47	
Counts 17 to 20	Votes transferred	37.44		22.24	- 71.16			11.49	(0.01)			SUTTON excluded
	Progress total	131.53		143.92	0.00			20.43	0.12	296.00	137.73	MURCHIE elected

West Coast Council Councillor By-election

By-election due to the death of Mayor Darryl Gerrity

19 November 2013

Informal: 40

		Candidates						Exhausted Votes	Total Votes	Absolute majority	Remarks	
		MEDWIN Sandra	NEWMAN Lindsay	SHEA Terry	STRINGER Scott	TURNER Peter David	WILKINS Julie Maria					WINSKILL Christine
Count 1	Total	74	441	469	198	168	196	414		1 960	981	
Count 2	Votes transferred	- 74	13	13	4	5	12	21	6			MEDWIN excluded
	Progressive total	0	454	482	202	173	208	435	6	1 960	978	
Count 3	Votes transferred		21	60	49	- 173	11	15	17			TURNER excluded
	Progressive total		475	542	251	0	219	450	23	1 960	969	
Count 4	Votes transferred		60	37	18		- 219	72	32			WILKINS excluded
	Progressive total		535	579	269		0	522	55	1 960	953	
Count 5	Votes transferred		71	129	- 269			56	13			STRINGER excluded
	Progressive total		606	708	0			578	68	1 960	947	
Count 6	Votes transferred		323	206				- 578	49			WINSKILL excluded
	Progressive total		929	914				0	117	1 960	922	NEWMAN elected

West Coast Council Mayor By-election

By-election due to the death of Mayor Darryl Gerrity

19 November 2013

Informal: 19

		Candidates						
		GERRITY Robyn	PITT Shane	VICKERS Phillip David	Exhausted Votes	Total Votes	Absolute majority	Remarks
Count 1	First preferences	856	436	690		1 982	992	
Count 2	Votes transferred	200	- 436	206	30	0		PITT excluded
	Progressive total	1 056	0	896	30	1 982	977	GERRITY elected