



Tasmanian  
Electoral Commission

2015 - 18  
Report on  
Parliamentary  
Elections

To The President of the Legislative Council, and

The Honourable Sue Hickey  
Speaker of the House of Assembly

We are honoured to submit this report on Tasmanian parliamentary elections conducted during the period 2015 to 2018.

The Tasmanian Electoral Commission has statutory responsibilities for the independent and impartial conduct of elections and referendums including:

- House of Assembly elections, by-elections and recounts;
- Legislative Council elections and by-elections;
- State referendums;
- the implementation of electoral boundary redistributions.

This report on parliamentary elections is in addition to the Tasmanian Electoral Commission's annual reports and has been prepared in accordance with Section 13 of the *Electoral Act 2004*.

## Changes to the membership of the Tasmanian Electoral Commission

The former Electoral Commissioner, Mr Julian Type retired from the role on 10 February 2016. Andrew Hawkey was appointed as the new Electoral Commissioner.

Liz Gillam served as Chairperson of the Commission from 7 September 2009 until 30 November 2016 and Christine Fraser served as the Commission Member from 30 November 2009 until 30 November 2016. Mike Blake was appointed as the new Chairperson and Karen Frost as the new Commission Member on 30 November 2016.

## Legislative Council elections

Since the previous report, the following Legislative Council elections have been held:

May 2015 – Derwent, Mersey and Windermere

May 2016 – Apsley and Elwick

May 2017 – Launceston, Murchison and Rumney

November 2017 – Pembroke (by-election)

May 2018 – Hobart and Prosser

## House of Assembly general election and recounts

A general election for the House of Assembly was held on 3 March 2018.

The following House of Assembly recounts were conducted during the period of this report:

9 June 2015 – Andrea Dawkins was elected to replace Kim Booth (Bass)

17 August 2015 – Rosalie Woodruff was elected to replace Nick McKim (Franklin)

1 March 2016 – Nic Street was elected to replace Paul Harriss (Franklin), and

3 April 2017 – Shane Broad was elected to replace Bryan Green (Braddon).



## State Election tally room

Now unique within Australia, the Tasmanian Electoral Commission provided a physical tally room on the Saturday evening after the close of the poll for the media, candidates, political parties and the public to attend. With an increased awareness for the need for security compared to previous elections, the decision to go ahead with a tally room was only agreed to once discussions and plans were finalised in conjunction with Tasmania Police.

The tally room was warmly embraced by the media, candidates, political parties and the public. The Australian Broadcasting Corporation (ABC) brought in over 70 staff to provide separate television, radio and live online streaming presentations of the evening. As is the Tasmanian tradition, the leaders of the three Parliamentary parties appeared and made speeches from the set podium.

Due to the large support for the tally room, depending on security requirements, the Commission is open to providing a physical tally room at the next State election.

## Reconciliation of the election material for the division of Lyons

At the conclusion of all House of Assembly counts, all election ballot papers are audited and packed for return and secure storage within the TEC. On Tuesday 20 March the TEC Operations Manager, undertaking the audit for the Bass and Lyons elections, notified the Electoral Commissioner that in the audit and packing of the Lyons Ballot papers, 59 informal ballot papers could not be accounted for. These 59 informal ballot papers were identified as the bundle received from the Legana polling place.

Immediately after being notified the Commissioner commenced an investigation into the matter including interviews with associate staff and a full report of the processes undertaken and the key points at which these ballot papers had been handled or scrutinised.

A fresh check of all Bass and Lyons election material was undertaken by TEC staff in the southern offices later in the week. No evidence of the missing 59 informal ballot papers was found.

The investigation found that:

- There was no inappropriate or corrupt behaviour associated with the loss of ballot papers.
- The loss of the ballot papers came about from the mixture of inexperienced and tired staff completing the final stages of the election without adequate instructions, compounded by the good intentions of other staff jumping ahead of the final stages in an attempt to assist the returning officer.
- As it is clearly documented that the missing ballot papers were all informal, their loss has no impact on the actual count or future recount to fill a House of Assembly vacancy.
- The only impact is that these missing ballot papers cannot be included in the informal ballot paper survey recorded in the Parliamentary Election report provided to the Tasmanian Parliament.

A full report of the incident and investigation was provided to the Electoral Commission. The TEC will provide a broader support structure to the Lyons division at future elections and develop additional instructions for the final pack up of election material by a returning officer for all future Parliamentary elections.

## Redistribution of Legislative Council electoral boundaries

The *Legislative Council Electoral Boundaries Act 1995* required that a redistribution commence when nine years have elapsed since the appointment of the previous Redistribution Committee.

The Redistribution Committee, appointed on 24 October 2016, consisted of Andrew Hawkey (Chair) Michael Giudici (Surveyor General) and Lisa Wardlaw-Kelly (nominee of the Australian Statistician). The Committee published an initial proposal on 28 January 2017 which proposed changes to electoral boundaries for all divisions, and proposed creating two new electoral divisions (McIntyre and Prosser) and abolishing two former divisions (Apsley and Western Tiers).

The Redistribution Tribunal, appointed on 13 December 2016, includes all members of the Committee with the further inclusion of the Electoral Commissioner Chair, Mike Blake and Commission Member, Karen Frost. The Commission Chair is also appointed chair of the Tribunal.

A final redistribution of the Legislative Council electoral boundaries was published on 20 May 2017. However, for election purposes these boundaries came into effect on 1 January 2018. The allocation of members to the new 15 divisions came into effect on 5 August 2017. Further details of the redistribution can be found at [www.lcredistribution.tas.gov.au](http://www.lcredistribution.tas.gov.au).

Maps of the new divisions are provided at the end of this report.

## Redistribution of House of Assembly electoral boundaries

Historically, the Tasmanian Parliament has chosen to adopt Commonwealth House of Representatives boundaries for the purposes of House of Assembly divisions by amending the *Constitution Act 1934*.

Following the 2016 Federal Election, the Australian Electoral Commission commenced a redistribution of Tasmanian federal electoral boundaries on 1 September 2016. The redistribution process was completed and came into effect on 13 November 2017. The redistribution also changed the division name of Denison to Clark.

Due to these significant changes to the federal divisions occurring within a few months of the 2018 State election, the Electoral Commissioner wrote to the Secretary of the Department of Premier and Cabinet to recommend that the Premier not amend the *Constitution Act 1934*, to align the House of Assembly electoral boundaries to the new federal boundaries until after the election. A copy of the Electoral Commissioner's letter is provided in Appendix E.

Following the passing of the amendments to the *Constitution Act 1934*, a joint letter from the Australian Electoral Commissioner, Mr Tom Rogers and the Tasmanian Electoral Commissioner, Mr Andrew Hawkey was sent to all Tasmanian households that contained Tasmanian electors and had changed divisions as a result of the electoral boundary redistributions. Electors in the division of Clark were also informed of the name change from Denison to Clark.

The TEC has produced a new large State wide map containing the current House of Assembly, Legislative Council and local government electoral boundaries, which is available free to all from the Commission office.

Maps of the new divisions are provided at the end of this report.



**Mike Blake**  
Chairperson

February 2019



**Andrew Hawkey**  
Electoral Commissioner



**Karen Frost**  
Member

Report prepared by Rod Huskins BIS.

## **Report available in electronic form**

The tables contained in this report are available in electronic form on request. Data can be provided in Microsoft Excel format. This report can also be downloaded in pdf format from the Tasmanian Electoral Commission website [www.tec.tas.gov.au](http://www.tec.tas.gov.au).

## **Relevant Legislation**

*Electoral Act 2004* and regulations

*Constitution Act 1934*

*Legislative Council Electoral Boundaries Act 1995*

Copies of the legislation can be found on the internet at [www.legislation.tas.gov.au](http://www.legislation.tas.gov.au)

## **Previous reports**

*Report on Parliamentary Elections 2011 to 2014*

*Report on Parliamentary Elections 2007 to 2010*

*Report on Parliamentary Elections 2003 to 2006*

*Report on Parliamentary Elections 1999 to 2002*

*Report on Parliamentary Elections 1998*

*Report on Parliamentary Elections 1995 to 1997*

*Report on Parliamentary Elections 1990 to 1994*

These and earlier reports are also available for download in pdf format and can be found on the Tasmanian Electoral Commission website [www.tec.tas.gov.au](http://www.tec.tas.gov.au)

Layout by Carolyn Whamond

Printed by Mercury Walch

# Contents

## Legislative Council Elections 2015-2018

Enrolment	2
Periodic cycle	3
Election summary	4
2015–2018 election results	5

## House of Assembly 2018 General Election

Members of the Forty-Ninth Parliament	19
Hare-Clark electoral system	20
General election statistics	22
First preferences by polling place	
Bass	29
Braddon	35
Denison	43
Franklin	49
Lyons	55
Event scrutiny sheet	
Bass	67
Braddon	69
Denison	71
Franklin	73
Lyons	75
Casual vacancies filled by recount	77

## Appendices

A– Informal ballot paper survey	
Legislative Council	86
House of Assembly	90
B– History tables	
Legislative Council	102
House of Assembly	106
C– Candidate details	
Legislative Council	110
House of Assembly	112
D– Polling Place details	
Legislative Council	119
House of Assembly	129
E– Memorandum of Advice - TEC Commissioner to DPAC Secretary	144

## Maps

Tasmanian Legislative Council Divisions 2017	
Tasmanian Legislative Council Divisions 2008	
House of Assembly Electoral Boundaries	



A woman with dark hair, wearing a black hoodie, is smiling and holding a young child with blonde hair. Another child with red hair, wearing a red and white checkered shirt and blue overalls, is standing next to a white ballot box. The ballot box has a blue band with the text "Ballot Box" and the Tasmanian Electoral Commission logo. The scene is set in a large, well-lit room with wooden floors and high ceilings, possibly a school gymnasium.

# Legislative Council Elections

## 2015-2018



## Legislative Council Divisional Enrolment

The following tables show enrolment as at 30 April for each year. For the enrolment figure as at the close of roll for divisions requiring elections during the 2015-2018 reporting period, please see election results.

On 5 August 2017, new Legislative Council electoral boundaries came into effect due to the completion of the 2016-17 Legislative Council Electoral Boundaries Redistribution process. The 2018 elections on 5 May were held for the new divisions of Hobart and Prosser.

Previous division	30 April 2015	30 April 2016	30 April 2017	New division	30 April 2018
Apsley	23 371	23 387	23 595	-	
Derwent	25 765	26 081	26 921	Derwent	25 582
Elwick	25 135	25 582	25 564	Elwick	24 155
Hobart	24 412	24 746	24 904	Hobart	24 559
Huon	25 242	25 779	26 491	Huon	25 120
Launceston	23 850	24 076	24 232	Launceston	24 233
-				McIntyre	27 752
Mersey	23 805	23 933	24 322	Mersey	27 456
Montgomery	23 833	23 938	24 243	Montgomery	27 838
Murchison	23 739	23 877	24 133	Murchison	26 891
Nelson	23 090	23 308	23 515	Nelson	24 193
Pembroke	25 113	25 378	25 688	Pembroke	23 022
-				Prosser	23 533
Rosevears	24 697	25 149	25 491	Rosevears	26 592
Rumney	26 292	26 812	27 884	Rumney	24 328
Western Tiers	24 302	24 576	25 025	-	
Windermere	23 290	23 370	23 797	Windermere	26 483
<b>Total</b>	<b>365 936</b>	<b>369 992</b>	<b>375 805</b>	<b>Total</b>	<b>381 737</b>

## Periodic cycle of Legislative Council elections

On 5 August 2017, new Legislative Council electoral boundaries came into effect due to the completion of the 2016–17 Legislative Council Electoral Boundaries Redistribution process.

**As at 5 August 2017** (determination by Redistribution Tribunal)

**As at 15 May 2018**  
(completion of 2018 periodic elections)

New division	Allocated member	Term expires	Year of first periodical election	Current member	Next periodic election
Hobart	Hon RHF Valentine	2018	2018	Hon RHF Valentine	2024
Prosser	<i>Inaugural election 2018*</i>		2018	Hon J Howlett	2024
Montgomery	Hon LA Hiscutt	2019	2019	Hon LA Hiscutt	2019
Nelson	Hon JS Wilkinson	2019	2019	Hon JS Wilkinson	2019
Pembroke	Dr Hon V Goodwin	2019	2019	Hon JC Siejka**	2019
Huon	Hon RH Armstrong	2020	2020	Hon RH Armstrong	2020
Rosevears	Hon K Finch	2020	2020	Hon K Finch	2020
Derwent	Hon CM Farrell	2021	2021	Hon CM Farrell	2021
Mersey	Hon MV Gaffney	2021	2021	Hon MV Gaffney	2021
Windermere	Hon IN Dean	2021	2021	Hon IN Dean	2021
McIntyre	Hon GR Hall*	2018	2022		2022
McIntyre	Hon TV Rattray*	2022	2022	Hon TV Rattray	2022
Elwick	Hon JB Willie	2022	2022	Hon JB Willie	2022
Launceston	Hon RL Armitage	2023	2023	Hon RL Armitage	2023
Murchison	Hon RJ Forrest	2023	2023	Hon RJ Forrest	2023
Rumney	Hon SE Lovell	2023	2023	Hon SE Lovell	2023

\* the determination allocated both Mr Hall and Ms Rattray to the division of McIntyre and no member to the division of Prosser. A member for Prosser is to be elected at the 2018 periodic elections, which coincides with the expiry of Mr Hall's current term.

\*\* By-election held Saturday 4 November 2017 due to the resignation of Dr Hon V Goodwin.

## Election summary

### 2015

Issue of Writs 30 March  
Polling Day 2 May

Close of Nominations  
Return of Writs

9 April  
5 May

#### Division

Derwent  
Mersey  
Windermere

#### Retiring Member

C M Farrell  
M V Gaffney  
I N Dean

#### Elected Candidate

C M Farrell  
M V Gaffney  
I N Dean

### 2016

Issue of Writs 4 April  
Polling Day 7 May

Close of Nominations  
Return of Writs

14 April  
11 May

#### Division

Apsley  
Elwick

#### Retiring Member

T V Rattray  
A J Taylor

#### Elected Candidate

T V Rattray  
J B Willie

### 2017

Issue of Writs 3 April  
Polling Day 6 May

Close of Nominations  
Return of Writs

11 April  
10 May

#### Division

Launceston  
Murchison  
Rumney

#### Retiring Member

R L Armitage  
R J Forrest  
T Mulder

#### Elected Candidate

R L Armitage  
R J Forrest  
S E Lovell

### 2017 by-election

Issue of Writ 4 October  
Polling Day 4 November

Close of Nominations  
Return of Writ

12 October  
7 November

#### Division

Pembroke

#### Retiring Member

V Goodwin

#### Elected Candidate

J C Siejka

### 2018

Issue of Writs 4 April  
Polling Day 5 May

Close of Nominations  
Return of Writs

12 April  
8 May (Hobart), 17 May (Prosser)

#### Division

Hobart  
Prosser

#### Retiring Member

R H F Valentine  
*Inaugural election*

#### Elected Candidate

R H F Valentine  
J Howlett

## Division of DERWENT

Election held on 2 May 2015  
 Retiring member—The Honourable Craig M Farrell  
 Returning Officer—Eamon Gilligan  
 Elected member to serve for a six year term until May 2021

Electors enrolled 25 816  
 Electors who voted 20 698 (80.18%)  
 Informal votes 1 283 (6.20%)

### First preference votes and informal ballot papers—by polling place

	CANDIDATES		Total formal votes	Informal	Total ballot papers counted
	BAKER Alan Graeme	FARRELL Craig Australian Labor Party			
Austins Ferry	592	876	1 468	110	1 578
Bridgewater	501	1 060	1 561	129	1 690
Brighton	668	1 097	1 765	141	1 906
Bronte	32	32	64	5	69
Claremont	821	1 408	2 229	190	2 419
Dromedary	129	195	324	20	344
Ellendale	35	85	120	5	125
Gagebrook	223	503	726	66	792
Glenora	75	113	188	6	194
Granton	246	384	630	38	668
Gretna	68	111	179	7	186
Hamilton	41	78	119	9	128
Lachlan	125	251	376	20	396
Magra	136	342	478	24	502
Maydena	38	70	108	17	125
Molesworth	95	155	250	18	268
New Norfolk	528	1 239	1 767	99	1 866
New Norfolk North	375	845	1 220	60	1 280
Old Beach	606	847	1 453	114	1 567
Ouse	63	120	183	11	194
Pontville	92	205	297	19	316
Roseneath	282	438	720	61	781
Tea Tree	63	91	154	9	163
Westerway	70	133	203	13	216
Mobile	30	59	89	1	90
<b>Total Ordinary</b>	<b>5 934</b>	<b>10 737</b>	<b>16 671</b>	<b>1 192</b>	<b>17 863</b>
Pre-poll	447	831	1 278	62	1 340
Postal	504	867	1 371	28	1 399
Provisional	20	37	57	1	58
Out of division	18	20	38	0	38
<b>Totals</b>	<b>6 923</b>	<b>12 492</b>	<b>19 415</b>	<b>1 283</b>	<b>20 698</b>
% Formal vote	35.66%	64.34%		6.20% informal	
		<b>FARRELL elected</b>			

## Division of MERSEY

Election held on 2 May 2015  
 Retiring member—The Honourable Michael V Gaffney  
 Returning Officer—Anne Scott  
 Elected member to serve for a six year term until May 2021

Electors enrolled 23 857  
 Electors who voted 20 245 (84.86%)  
 Informal votes 737 (3.64%)

### First preference votes and informal ballot papers—by polling place

	CANDIDATES		Total formal votes	Informal	Total ballot papers counted
	GAFFNEY Mike	GALE Vivienne			
Ambleside	388	145	533	22	555
Devonport	605	180	785	34	819
Devonport Central	1 065	367	1 432	51	1 483
Devonport North	583	245	828	45	873
Devonport North West	1 451	423	1 874	67	1 941
Devonport South	670	211	881	40	921
Devonport West	845	279	1 124	50	1 174
Don	766	219	985	35	1 020
East Devonport	1 259	480	1 739	85	1 824
Forth	451	155	606	23	629
Latrobe	1 536	452	1 988	61	2 049
Melrose	145	44	189	5	194
Miandetta	286	82	368	17	385
Spreyton	988	284	1 272	69	1 341
Turners Beach	633	291	924	33	957
Wesley Vale	99	47	146	2	148
Mobile	270	82	352	2	354
<b>Total Ordinary</b>	<b>12 040</b>	<b>3 986</b>	<b>16 026</b>	<b>641</b>	<b>16 667</b>
Pre-poll	1 644	545	2 189	67	2 256
Postal	833	241	1 074	24	1 098
Provisional	53	13	66	2	68
Out of division	120	33	153	3	156
<b>Totals</b>	<b>14 690</b>	<b>4 818</b>	<b>19 508</b>	<b>737</b>	<b>20 245</b>
% Formal vote	75.30%	24.70%		3.64% informal	

**GAFFNEY elected**

## Division of WINDERMERE

Election held on 2 May 2015  
 Retiring member—The Honourable Ivan N Dean  
 Returning Officer—Anne Scott  
 Elected member to serve for a six year term until May 2021

Electors enrolled 23 374  
 Electors who voted 18 375 (78.61%)  
 Informal votes 972 (5.29%)

### First preference votes and informal ballot papers—by polling place

	CANDIDATES				Total formal votes	Informal	Total ballot papers counted
	BLEYER Vanessa <small>Tasmanian Greens</small>	DEAN Ivan	HOUSTON Jennifer <small>Australian Labor Party</small>	McLEAN Scott Andrew			
Dilston	112	340	107	69	628	29	657
Elphin	123	419	157	111	810	33	843
George Town	160	636	521	223	1 540	122	1 662
George Town South	60	375	271	114	820	27	847
Hillwood	62	216	95	52	425	13	438
Inveresk	139	346	299	170	954	64	1 018
Invermay	165	359	298	184	1 006	71	1 077
Mowbray	93	284	255	152	784	58	842
Newnham	217	1 108	814	550	2 689	164	2 853
Norwood	78	282	93	91	544	26	570
Pipers River	30	113	68	37	248	8	256
Ravenswood	137	608	548	245	1 538	107	1 645
Rocherlea	39	228	185	127	579	39	618
St Leonards	99	486	222	158	965	59	1 024
Waverley	55	282	265	143	745	71	816
Weymouth	28	52	22	11	113	4	117
Mobile	19	163	48	21	251	12	263
<b>Total Ordinary</b>	<b>1 616</b>	<b>6 297</b>	<b>4 268</b>	<b>2 458</b>	<b>14 639</b>	<b>907</b>	<b>15 546</b>
Pre-poll	147	573	271	192	1 183	26	1 209
Postal	121	734	379	221	1 455	33	1 488
Provisional	5	12	15	2	34	2	36
Out of Division	11	34	31	16	92	4	96
<b>Totals</b>	<b>1 900</b>	<b>7 650</b>	<b>4 964</b>	<b>2 889</b>	<b>17 403</b>	<b>972</b>	<b>18 375</b>
% Formal vote	10.92%	43.96%	28.52%	16.60%		5.29% informal	

### Distribution of preferences

	BLEYER Vanessa <small>Tasmanian Greens</small>	DEAN Ivan	HOUSTON Jennifer <small>Australian Labor Party</small>	McLEAN Scott Andrew	Formal votes	Absolute majority	Remarks
Count 1 Total votes	1 900	7 650	4 964	2 889	17 403	8 702	First preferences
Count 2 Votes transferred	-1 900	412	1 041	447			BLEYER excluded
Total votes	0	8 062	6 005	3 336	17 403	8 702	
Count 3 Votes transferred		1 631	1 705	-3 336			McLEAN excluded
Total votes		9 693	7 710	0	17 403	8 702	DEAN elected
		55.70%	44.30%				

## Division of APSLEY

Election held on 7 May 2016  
 Retiring member—The Honourable Tania V Rattray  
 Returning Officer—Garion Weller  
 Elected member to serve for a six year term until May 2022

Electors enrolled 23 334  
 Electors who voted 19 623 (84.10%)  
 Informal votes 788 (4.02%)

### First preference votes and informal ballot papers - by polling place

	CANDIDATES				Total formal votes	Informal	Total ballot papers counted
	CLARK Darren Scott Australian Labor Party	HALL Brett Independent	HOUGHTON Sophie Tasmanian Greens	RATTRAY Tania Independent			
Agfest	113	127	27	236	503	24	527
Avoca	41	12	6	90	149	8	157
Bagdad	383	141	51	247	822	45	867
Bicheno	128	88	68	256	540	27	567
Blessington Upper	16	20	12	40	88	2	90
Branxholm	15	24	9	126	174	5	179
Bridport	61	107	35	683	886	16	902
Broadmarsh	54	54	17	67	192	6	198
Buckland	31	29	5	38	103	3	106
Campania	131	132	45	120	428	27	455
Campbell Town	246	137	34	196	613	47	660
Colebrook	66	40	16	46	168	14	182
Coles Bay	26	19	22	45	112	5	117
Derby	9	11	17	63	100	1	101
Epping	40	37	8	70	155	12	167
Evandale	219	204	112	420	955	48	1 003
Fingal	65	35	18	111	229	15	244
Gladstone	10	12	8	117	147	4	151
Karoola	83	53	32	124	292	19	311
Kempton	106	66	17	82	271	14	285
Lady Barron	17	15	5	77	114	8	122
Lebrina	28	18	22	108	176	4	180
Levendale	35	35	0	52	122	4	126
Lilydale	122	96	101	350	669	41	710
Mathinna	24	7	7	42	80	5	85
Nunamara	46	38	36	90	210	23	233
Oatlands	149	160	29	148	486	11	497
Orford	82	110	43	125	360	8	368
Parattah	41	57	5	28	131	12	143
Pyengana	9	4	8	57	78	2	80
Ringarooma	26	23	10	208	267	5	272
Ross	74	66	17	68	225	16	241
Scamander	100	38	61	200	399	22	421
Scottsdale	104	189	55	1 018	1 366	34	1 400
St Helens	272	182	164	508	1 126	57	1 183
St Marys	151	52	77	214	494	23	517
Swansea	125	164	52	296	637	26	663
Targa	7	8	4	23	42	4	46
Triabunna	221	72	27	135	455	21	476
Tunnack	29	67	7	28	131	1	132
Whitemark	45	36	42	182	305	6	311
Winnaleah	13	18	8	152	191	1	192
Mobile	45	31	19	163	258	10	268
<b>Total Ordinary</b>	<b>3 608</b>	<b>2 834</b>	<b>1 358</b>	<b>7 449</b>	<b>15 249</b>	<b>686</b>	<b>15 935</b>

	CANDIDATES				Total formal votes	Informal	Total ballot papers counted
	CLARK Darren Scott Australian Labor Party	HALL Brett Independent	HOUGHTON Sophie Tasmanian Greens	RATTRAY Tania Independent			
Pre-poll	375	294	157	1 094	1 920	59	1 979
Postal	342	262	134	809	1 547	33	1 580
Provisional	15	7	1	14	37	2	39
Out of division	27	18	11	26	82	8	90
<b>Totals</b>	<b>4 367</b>	<b>3 415</b>	<b>1 661</b>	<b>9 392</b>	<b>18 835</b>	<b>788</b>	<b>19 623</b>
% Formal vote	23.19%	18.13%	8.82%	49.86%	4.02% informal		

### Distribution of preferences

		CLARK Darren Scott Australian Labor Party	HALL Brett Independent	HOUGHTON Sophie Tasmanian Greens	RATTRAY Tania Independent	Formal votes	Absolute majority	Remarks
Count 1	Total votes	4 367	3 415	1 661	9 392	18 835	9 418	First preferences
Count 2	Votes transferred	596	447	-1 661	618			HOUGHTON excluded
	Total votes	<b>4 963</b>	<b>3 862</b>	<b>0</b>	<b>10 010</b>	18 835	9 418	<b>RATTRAY elected</b>
		26.35%	20.50%		53.15%			



## Division of ELWICK

Election held on 7 May 2016  
 Retiring member—The Honourable Adriana J Taylor  
 Returning Officer—Jocelyn Chapman  
 Elected member to serve for a six year term until May 2022

Electors enrolled 25 580  
 Electors who voted 20 135 (78.71%)  
 Informal votes 1 019 (5.06%)

### First preference votes and informal ballot papers - by polling place

	CANDIDATES			Total formal votes	Informal	Total ballot papers counted
	ANN Penelope Tasmanian Greens	TAYLOR Adriana Independent	WILLIE Josh Australian Labor Party			
Agfest	9	50	55	114	9	123
Chigwell	107	413	566	1 086	88	1 174
Claremont	84	380	372	836	65	901
Collinsvale	63	143	136	342	9	351
Glenorchy	348	1 290	1 524	3 162	192	3 354
Glenorchy Central	125	366	425	916	52	968
Goodwood	62	140	268	470	26	496
Lutana	122	284	457	863	45	908
Merton	233	839	863	1 935	106	2 041
Moonah	237	623	669	1 529	84	1 613
Moonah East	186	360	521	1 067	62	1 129
Moonah North	238	552	688	1 478	115	1 593
Rosetta	66	323	233	622	16	638
Windermere	53	241	325	619	30	649
Mobile	27	141	72	240	23	263
<b>Total Ordinary</b>	<b>1 960</b>	<b>6 145</b>	<b>7 174</b>	<b>15 279</b>	<b>922</b>	<b>16 201</b>
Pre-poll	248	1 048	1 038	2 334	73	2 407
Postal	103	639	653	1 395	16	1 411
Provisional	7	20	19	46	2	48
Out of division	14	16	32	62	6	68
<b>Totals</b>	<b>2 332</b>	<b>7 868</b>	<b>8 916</b>	<b>19 116</b>	<b>1 019</b>	<b>20 135</b>
% Formal vote	12.20%	41.16%	46.64%		5.06% informal	

### Distribution of preferences

	ANN Penelope Tasmanian Greens	TAYLOR Adriana Independent	WILLIE Josh Australian Labor Party	Formal votes	Absolute majority	Remarks
Count 1 Total votes	2 332	7 868	8 916	19 116	9 559	First preferences
Count 2 Votes transferred	-2 332	1 083	1 249			ANN excluded
Total votes	0	8 951	10 165	19 116	9 559	<b>WILLIE elected</b>
		46.82%	53.18%			

## Division of LAUNCESTON

Election held on 6 May 2017  
 Retiring member—The Honourable Rosemary L Armitage  
 Returning Officer—Cassandra Ross  
 Elected member to serve for a six year term until May 2023

Electors enrolled 24 270  
 Electors who voted 20 441 (84.22%)  
 Informal votes 746 (3.65%)

### First preference votes and informal ballot papers—by polling place

	CANDIDATES						Total formal votes	Informal	Total ballot papers counted
	ALLEN Matthew Shooters & Fishers	ANGLESEY Emma Tasmanian Greens	ARMITAGE Rosemary Independent	ELLIS Neroli Independent	ROE Brian Australian Labor Party	TAPSELL Mark Independent			
Agfest	33	20	126	95	39	36	349	20	369
East Launceston	28	138	370	378	96	42	1 052	34	1 086
Five Ways	39	81	315	276	163	68	942	39	981
Hadspen	93	39	357	292	154	144	1 079	53	1 132
Kings Meadows	104	127	618	537	374	167	1 927	89	2 016
Launceston	21	95	170	124	68	26	504	20	524
Launceston Central	22	96	113	121	58	30	440	20	460
Newstead	60	155	476	498	154	87	1 430	45	1 475
Norwood	86	79	695	584	248	136	1 828	81	1 909
Prospect	89	88	583	586	279	180	1 805	80	1 885
Prospect Vale	64	54	367	356	131	127	1 099	56	1 155
South Launceston	22	69	148	123	88	25	475	21	496
Summerhill	51	40	262	250	150	105	858	40	898
Youngtown	64	46	434	325	224	154	1 247	66	1 313
Mobile	22	21	269	227	80	30	649	14	663
<b>Total Ordinary</b>	<b>798</b>	<b>1 148</b>	<b>5 303</b>	<b>4 772</b>	<b>2 306</b>	<b>1 357</b>	<b>15 684</b>	<b>678</b>	<b>16 362</b>
Pre-poll	94	167	949	719	269	169	2 367	43	2 410
Postal	56	97	593	406	228	118	1 498	22	1 520
Provisional	3	4	13	12	1	4	37	1	38
Out of division	1	25	33	29	15	6	109	2	111
<b>Totals</b>	<b>952</b>	<b>1 441</b>	<b>6 891</b>	<b>5 938</b>	<b>2 819</b>	<b>1 654</b>	<b>19 695</b>	<b>746</b>	<b>20 441</b>
% Formal vote	4.83%	7.32%	34.99%	30.15%	14.31%	8.40%		3.65% informal	

### Distribution of preferences

	ALLEN Matthew Shooters & Fishers	ANGLESEY Emma Tasmanian Greens	ARMITAGE Rosemary Independent	ELLIS Neroli Independent	ROE Brian Australian Labor Party	TAPSELL Mark Independent	Exhausted votes	Formal votes	Absolute majority	Remarks
Count 1 Total votes	952	1 441	6 891	5 938	2 819	1 654		19 695	9 848	First preferences
Count 2 Votes transferred	- 952	58	197	206	189	302				ALLEN excluded
Total votes	0	1 499	7 088	6 144	3 008	1 956		19 695	9 848	
Count 3 Votes transferred		-1 499	421	547	388	143				ANGLESEY excluded
Total votes		0	7 509	6 691	3 396	2 099		19 695	9 848	
Count 4 Votes transferred			906	742	427	-2 099	24			TAPSELL excluded
Total votes			8 415	7 433	3 823	0	24	19 695	9 836	
Count 5 Votes transferred			1 736	1 879	-3 823		208			ROE excluded
Total votes			10 151	9 312	0		232	19 695	9 732	ARMITAGE elected
			52.16%	47.84%						

## Division of MURCHISON

Election held on 6 May 2017  
 Retiring member—The Honourable Ruth J Forrest  
 Returning Officer—Rodney Viney  
 Elected member to serve for a six year term until May 2023

Electors enrolled 24 145  
 Electors who voted 20 392 (84.46%)  
 Informal votes 676 (3.32%)

### First preference votes and informal ballot papers—by polling place

	CANDIDATES		Total formal votes	Informal	Total ballot papers counted
	FORREST Ruth Independent	QUILLIAM Daryl H Independent			
Agfest	208	224	432	16	448
Boat Harbour	186	143	329	13	342
Calder	82	53	135	8	143
Cooe	602	412	1 014	59	1 073
Currie	475	158	633	21	654
Edith Creek	67	68	135	10	145
Elliott	168	109	277	13	290
Forest	124	180	304	21	325
Grassy	119	40	159	11	170
Irishtown	102	153	255	16	271
Marawah	104	94	198	5	203
Moorleah	80	60	140	4	144
Queenstown	442	276	718	30	748
Rocky Cape	153	154	307	6	313
Rosebery	159	103	262	28	290
Savage River	12	23	35	4	39
Shorewell Park	874	583	1 457	66	1 523
Sisters Beach	105	49	154	5	159
Sisters Creek	66	82	148	4	152
Smithton	567	1 019	1 586	32	1 618
Somerset	897	742	1 639	56	1 695
Stanley	204	128	332	5	337
Strahan	196	144	340	13	353
Tullah	41	44	85	7	92
Waratah	92	36	128	7	135
Wynyard Central	1 322	815	2 137	55	2 192
Wynyard West	719	472	1 191	45	1 236
Yolla	200	130	330	8	338
Zeehan	205	95	300	17	317
Mobile	198	165	363	10	373
<b>Total Ordinary</b>	<b>8 769</b>	<b>6 754</b>	<b>15 523</b>	<b>595</b>	<b>16 118</b>
Pre-poll	1 449	1 143	2 592	51	2 643
Postal	817	562	1 379	22	1 401
Provisional	21	14	35	0	35
Out of division	121	66	187	8	195
<b>Totals</b>	<b>11 177</b>	<b>8 539</b>	<b>19 716</b>	<b>676</b>	<b>20 392</b>
% Formal vote	56.69%	43.31%		3.32% informal	

**FORREST elected**

## Division of RUMNEY

Election held on 6 May 2017  
 Retiring member—The Honourable Tony Mulder  
 Returning Officer—Graeme Ingram  
 Elected member to serve for a six year term until May 2023

Electors enrolled 27 891  
 Electors who voted 23 554 (84.45%)  
 Informal votes 919 (3.90%)

### First preference votes and informal ballot papers—by polling place

	CANDIDATES						Total formal votes	Informal	Total ballot papers counted
	ARNOL Cheryl Shooters & Fishers	LOVELL Sarah Australian Labor Party	MAV Steve Independent	MULDER Tony Independent	SHAY Shelley Independent	THURLEY Debra Joyce Independent			
Agfest	38	92	58	100	20	16	324	14	338
Cambridge	77	521	483	457	123	141	1 802	72	1 874
Clarendon Vale	44	428	80	201	66	56	875	55	930
Copping	27	57	25	54	30	7	200	5	205
Dodges Ferry	151	669	224	592	184	62	1 882	69	1 951
Dunalley	46	144	33	104	34	15	376	19	395
Forcett	53	141	85	126	55	24	484	18	502
Lauderdale	118	788	632	667	184	213	2 602	125	2 727
Midway Point	83	516	259	338	121	43	1 360	52	1 412
Nubeena	49	184	95	117	42	16	503	15	518
Port Arthur	16	29	28	26	5	3	107	3	110
Primrose Sands	27	115	156	76	36	21	431	29	460
Richmond	50	281	222	223	39	41	856	34	890
Rokeby	82	737	159	441	134	93	1 646	76	1 722
Sandford	84	339	294	244	88	89	1 138	74	1 212
Seven Mile Beach	23	245	243	188	43	42	784	30	814
Sorell	195	692	302	575	173	59	1 996	95	2 091
South Arm	24	185	118	163	52	62	604	17	621
Taranna	34	97	57	67	27	6	288	15	303
Mobile	5	18	2	19	2	2	48	2	50
<b>Total Ordinary</b>	<b>1 226</b>	<b>6 278</b>	<b>3 555</b>	<b>4 778</b>	<b>1 458</b>	<b>1 011</b>	<b>18 306</b>	<b>819</b>	<b>19 125</b>
Pre-poll	241	857	408	810	231	155	2 702	66	2 768
Postal	139	462	191	455	137	105	1 489	26	1 515
Provisional	5	19	9	11	7	4	55	2	57
Out of division	5	27	16	23	6	6	83	6	89
<b>Totals</b>	<b>1 616</b>	<b>7 643</b>	<b>4 179</b>	<b>6 077</b>	<b>1 839</b>	<b>1 281</b>	<b>22 635</b>	<b>919</b>	<b>23 554</b>
% Formal vote	7.14%	33.77%	18.46%	26.85%	8.12%	5.66%		3.90% informal	

### Distribution of preferences

	ARNOL Cheryl Shooters & Fishers	LOVELL Sarah Australian Labor Party	MAV Steve Independent	MULDER Tony Independent	SHAY Shelley Independent	THURLEY Debra Joyce Independent	Exhausted votes	Formal votes	Absolute majority	Remarks
Count 1 Total votes	1 616	7 643	4 179	6 077	1 839	1 281		22 635	11 318	First preferences
Count 2 Votes transferred	101	293	223	326	338	-1 281				THURLEY excluded
Total votes	1 717	7 936	4 402	6 403	2 177	0		22 635	11 318	
Count 3 Votes transferred	-1 717	449	360	462	446					ARNOL excluded
Total votes	0	8 385	4 762	6 865	2 623			22 635	11 318	
Count 4 Votes transferred		975	936	641	-2 623		71			SHAY excluded
Total votes		9 360	5 698	7 506	0		71	22 635	11 283	
Count 5 Votes transferred		2 266	-5 698	3 116			316			MAV excluded
Total votes		11 626	0	10 622			387	22 635	11 125	LOVELL elected
		52.26%		47.74%						

## Division of PEMBROKE (by-election)

Election held on 4 November 2017  
 Retiring member—The Honourable Vanessa Goodwin  
 Returning Officer—Justin Meeker  
 Elected member to serve until May 2019

Electors enrolled 26 079  
 Electors who voted 22 266 (85.38%)  
 Informal votes 772 (3.47%)

### First preference votes and informal ballot papers—by polling place

	CANDIDATES							Total formal votes	Informal	Total ballot papers counted
	CHIPMAN Doug Independent	DI FALCO Carlo Shooters, Fishers, Farmers Tas	HARVEY Bill Tasmanian Greens	JAMES Richard Independent	SIEJKA Jo Australian Labor Party	WALKER James Liberal Party	WILLINK Hans Independent			
Bellerive	226	27	144	109	344	257	23	1 130	26	1 156
Clarence	347	55	208	154	651	464	46	1 925	72	1 997
Geilston Bay	353	57	164	117	620	521	40	1 872	94	1 966
Howrah	372	43	139	116	649	500	49	1 868	69	1 937
Lindisfarne	292	46	167	85	374	379	41	1 384	38	1 422
Lindisfarne Village	387	34	215	115	411	478	35	1 675	55	1 730
Montagu Bay	224	26	128	78	323	290	34	1 103	36	1 139
Mornington	94	27	35	20	204	106	10	496	16	512
Risdon Vale	134	73	54	95	519	190	16	1 081	81	1 162
Tranmere	503	48	168	122	591	701	65	2 198	70	2 268
Warrane	244	85	156	86	808	274	39	1 692	85	1 777
Mobile	90	5	13	24	44	80	5	261	10	271
<b>Total Ordinary</b>	<b>3 266</b>	<b>526</b>	<b>1 591</b>	<b>1 121</b>	<b>5 538</b>	<b>4 240</b>	<b>403</b>	<b>16 685</b>	<b>652</b>	<b>17 337</b>
Pre-poll	705	91	293	309	976	851	75	3 300	93	3 393
Postal	322	40	113	151	432	375	21	1 454	25	1 479
Provisional	8	2	9	4	18	12	2	55	2	57
<b>Totals</b>	<b>4 301</b>	<b>659</b>	<b>2 006</b>	<b>1 585</b>	<b>6 964</b>	<b>5 478</b>	<b>501</b>	<b>21 494</b>	<b>772</b>	<b>22 266</b>
% Formal vote	20.01%	3.07%	9.33%	7.37%	32.40%	25.49%	2.33%		3.47% informal	

### Distribution of preferences

	CHIPMAN Doug Independent	DI FALCO Carlo Shooters, Fishers, Farmers Tas	HARVEY Bill Tasmanian Greens	JAMES Richard Independent	SIEJKA Jo Australian Labor Party	WALKER James Liberal Party	WILLINK Hans Independent	Exhausted votes	Formal votes	Absolute majority	Remarks
Count 1 Total votes	4 301	659	2 006	1 585	6 964	5 478	501		21 494	10 748	First preferences
Count 2 Votes transferred	127	45	69	112	89	59	- 501				WILLINK excluded
Total votes	4 428	704	2 075	1 697	7 053	5 537	0		21 494	10 748	
Count 3 Votes transferred	184	- 704	85	142	186	107					DI FALCO excluded
Total votes	4 612	0	2 160	1 839	7 239	5 644			21 494	10 748	
Count 4 Votes transferred	749		269	-1 839	387	399	35				JAMES excluded
Total votes	5 361		2 429	0	7 626	6 043	35	21 494	10 730		
Count 5 Votes transferred	676		-2 429		1 423	219	111				HARVEY excluded
Total votes	6 037		0		9 049	6 262	146	21 494	10 675		
Count 6 Votes transferred	-6 037				2 813	2 524	700				CHIPMAN excluded
Total votes	0				11 862	8 786	846	21 494	10 325		SIEJKA elected
					57.45%	42.55%					

## Division of HOBART

Election held on 5 May 2018  
 Retiring member—The Honourable Robert (Rob) HF Valentine  
 Returning Officer—Justin Meeker  
 Elected member to serve for a six year term until May 2024

Electors enrolled 24 665  
 Electors who voted 18 849 (76.42%)  
 Informal votes 554 (2.94%)

### First preference votes and informal ballot papers—by polling place

	CANDIDATES						Total formal votes	Informal	Total ballot papers counted
	BARNETT Alan T4T-Tasmanians 4 Tasmania	BEHRAKIS Simon Liberal Party	GRIGGS Richard Independent	HEXT Brendon Shooters, Fishers, Farmers Tas	SIMCOX Chris Animal Justice Party	VALENTINE Rob Independent			
Agfest	4	23	13	3	6	38	87	4	91
Battery Point	9	187	185	9	33	275	698	19	717
Battery Point West	15	118	131	11	42	194	511	9	520
Cascades	17	172	416	22	98	522	1 247	38	1 285
Fern Tree	6	36	141	5	27	187	402	14	416
Hobart City	21	146	160	19	70	252	668	25	693
Mount Stuart	30	179	270	16	69	479	1 043	38	1 081
New Town	19	269	329	31	100	590	1 338	36	1 374
New Town West	50	469	481	52	128	953	2 133	81	2 214
North Hobart Central	32	173	343	28	125	626	1 327	49	1 376
South Hobart	28	207	431	21	71	520	1 278	39	1 317
West Hobart	25	126	150	18	67	297	683	30	713
West Hobart Central	35	259	469	33	131	750	1 677	53	1 730
West Hobart South	18	129	267	6	60	385	865	23	888
Mobile	13	72	40	4	8	103	240	12	252
<b>Total Ordinary</b>	<b>322</b>	<b>2 565</b>	<b>3 826</b>	<b>278</b>	<b>1 035</b>	<b>6 171</b>	<b>14 197</b>	<b>470</b>	<b>14 667</b>
Pre-poll	45	527	548	38	150	1 132	2 440	51	2 491
Postal	36	334	268	33	109	614	1 394	25	1 419
Provisional	2	11	17	1	7	25	63	0	63
Out of division	8	48	32	3	18	92	201	8	209
<b>TOTALS</b>	<b>413</b>	<b>3 485</b>	<b>4 691</b>	<b>353</b>	<b>1 319</b>	<b>8 034</b>	<b>18 295</b>	<b>554</b>	<b>18 849</b>
% Formal vote	2.26%	19.05%	25.64%	1.93%	7.21%	43.91%		2.94% informal	

### Distribution of preferences

	BARNETT Alan T4T-Tasmanians 4 Tasmania	BEHRAKIS Simon Liberal Party	GRIGGS Richard Independent	HEXT Brendon Shooters, Fishers, Farmers Tas	SIMCOX Chris Animal Justice Party	VALENTINE Rob Independent	Exhausted votes	Formal votes	Absolute majority	Remarks
Count 1 Total votes	413	3 485	4 691	353	1 319	8 034		18 295	9 148	First preferences
Count 2 Votes transferred	66	54	79	- 353	71	83				HEXT excluded
Total votes	<b>479</b>	<b>3 539</b>	<b>4 770</b>	<b>0</b>	<b>1 390</b>	<b>8 117</b>		<b>18 295</b>	<b>9 148</b>	
Count 3 Votes transferred	- 479	75	145		100	159				BARNETT excluded
Total votes	<b>0</b>	<b>3 614</b>	<b>4 915</b>		<b>1 490</b>	<b>8 276</b>		<b>18 295</b>	<b>9 148</b>	
Count 4 Votes transferred		144	666		-1 490	657	23			SIMCOX excluded
Total votes		<b>3 758</b>	<b>5 581</b>		<b>0</b>	<b>8 933</b>	<b>23</b>	<b>18 295</b>	<b>9 137</b>	
Count 5 Votes transferred		-3 758	1 470			2 099	189			BEHRAKIS excluded
Total votes		<b>0</b>	<b>7 051</b>			<b>11 032</b>	<b>212</b>	<b>18 295</b>	<b>9 042</b>	<b>VALENTINE elected</b>
			38.99%			61.01%				

## Division of PROSSER

Election held on 5 May 2018  
Retiring member—Inaugural election  
Returning Officer—Graeme Ingram  
Elected member to serve for a six year term until May 2024

Electors enrolled 23 527  
Electors who voted 20 345 (86.48%)  
Informal votes 1 018 (5.00%)

### First preference votes and informal ballot papers—by polling place

	CANDIDATES													Total formal votes	Informal	Total ballot papers counted
	BAIN Jo Independent	BENNETT Lorraine Shooters, Fishers, Farmers Tas	HARRISS Colin T4T-Tasmanians 4 Tasmania	HOWLETT Jane Liberal Party	LAMBERT Janet Australian Labor Party	MAV Steve Independent	MULDER Tony Independent	PARKINSON Doug Independent	PEART Kim Independent	PLAYSTED Jim Independent	SPAULDING Kelly Independent	THE DUKE OF AVRAM John Independent	WIGGINS Scott Independent			
Agfest	7	41	2	155	62	75	36	5	2	14	8	2	28	437	29	466
Bagdad	18	57	7	175	140	150	35	13	1	15	7	6	12	636	48	684
Bicheno	9	27	2	156	118	78	34	8	11	30	3	4	7	487	38	525
Brighton	30	83	6	533	424	601	100	31	12	17	13	16	30	1 896	162	2 058
Broadmarsh	5	14	3	67	26	39	17	5	1	2	3	2	4	188	9	197
Campania	8	36	0	147	80	59	52	6	5	18	9	5	24	449	39	488
Campbell Town	12	47	2	198	165	78	52	11	6	22	8	5	18	624	37	661
Colebrook	4	25	1	53	33	4	18	2	3	6	4	2	5	160	13	173
Coles Bay	3	6	1	44	29	6	8	2	0	16	1	1	1	118	7	125
Copping	16	10	6	30	31	35	25	2	5	11	3	4	2	180	4	184
Dodges Ferry	38	52	7	288	449	575	179	44	20	59	30	36	28	1 805	95	1 900
Dunalley	10	14	2	52	69	51	51	6	6	20	11	1	2	295	16	311
Forcett	7	29	1	84	68	111	54	12	10	25	2	6	13	422	32	454
Kempton	8	13	2	85	65	38	23	3	2	16	5	2	7	269	20	289
Levendale	4	12	1	21	8	9	9	3	0	0	1	0	18	86	3	89
Nubeena	9	33	4	110	122	57	67	29	5	52	85	7	8	588	29	617
Oatlands	38	47	2	182	125	30	46	12	6	30	3	5	50	576	27	603
Orford	5	11	3	122	55	35	49	5	3	119	3	1	17	428	11	439
Pontville	4	34	2	153	130	160	44	10	1	14	0	2	13	567	30	597
Primrose Sands	10	25	7	50	111	148	58	4	7	6	5	13	7	451	27	478
Ross	7	16	1	70	83	19	14	6	7	12	1	3	4	243	17	260
Sorell	15	73	8	430	387	430	161	29	14	61	22	30	43	1 703	92	1 795
Swansea	11	34	3	150	96	60	59	5	3	55	2	2	4	484	23	507
Taranna	2	13	3	55	72	30	52	17	4	34	29	1	4	316	15	331
Tea Tree	6	17	0	72	38	31	16	5	1	12	4	4	4	210	9	219
Triabunna	9	33	8	180	132	50	38	9	3	57	3	3	14	539	26	565
Tunnack	12	16	0	48	21	6	25	2	1	4	1	3	30	169	4	173
Mobile	2	3	1	35	35	10	16	5	1	4	0	2	9	123	4	127
<b>Total Ordinary</b>	<b>309</b>	<b>821</b>	<b>85</b>	<b>3 745</b>	<b>3 174</b>	<b>2 975</b>	<b>1 338</b>	<b>291</b>	<b>140</b>	<b>731</b>	<b>266</b>	<b>168</b>	<b>406</b>	<b>14 449</b>	<b>866</b>	<b>15 315</b>
Pre-poll	37	116	13	625	527	501	330	53	21	116	53	44	98	2 534	80	2 614
Postal	48	119	22	547	402	247	172	36	15	88	47	31	56	1 830	50	1 880
Provisional	1	2	0	6	10	9	2	0	0	1	0	0	0	31	2	33
Out of division	22	19	6	128	124	66	38	7	5	33	11	11	13	483	20	503
<b>Totals</b>	<b>417</b>	<b>1 077</b>	<b>126</b>	<b>5 051</b>	<b>4 237</b>	<b>3 798</b>	<b>1 880</b>	<b>387</b>	<b>181</b>	<b>969</b>	<b>377</b>	<b>254</b>	<b>573</b>	<b>19 327</b>	<b>1 018</b>	<b>20 345</b>
% Formal vote	2.16%	5.57%	0.65%	26.13%	21.92%	19.65%	9.73%	2.00%	0.94%	5.01%	1.95%	1.31%	2.96%		5.00% informal	

### Distribution of preferences

	BAIN Jo Independent	BENNETT Lorraine Shooters, Fishers, Farmers Tas	HARRISS Colin T4T-Tasmanians 4 Tasmania	HOWLETT Jane Liberal Party	LAMBERT Janet Australian Labor Party	MAV Steve Independent	MULDER Tony Independent	PARKINSON Doug Independent	PEART Kim Independent	PLAYSTED Jim Independent	SPAULDING Kelly Independent	THE DUKE OF AVRAM John Independent	WIGGINS Scott Independent	Exhausted votes	Formal votes	Absolute majority	Remarks
Count 1 Total votes	417	1 077	126	5 051	4 237	3 798	1 880	387	181	969	377	254	573		19 327	9 664	First preferences
Count 2 Votes transferred	7	24	- 126	20	14	19	9	4	5	6	5	6	7				HARRISS excluded
Count 2 Total votes	424	1 101	0	5 071	4 251	3 817	1 889	391	186	975	382	260	580		19 327	9 664	
Count 3 Votes transferred	22	9		8	27	25	18	24	- 186	9	22	8	14				PEART excluded
Count 3 Total votes	446	1 110		5 079	4 278	3 842	1 907	415	0	984	404	268	594		19 327	9 664	
Count 4 Votes transferred	16	32		34	36	45	27	21		18	25	- 268	14				THE DUKE OF AVRAM excluded
Count 4 Total votes	462	1 142		5 113	4 314	3 887	1 934	436		1 002	429	0	608	0	19 327	9 664	
Count 5 Votes transferred	51	29		52	70	65	59	27		30	- 429		43	3			SPAULDING excluded
Count 5 Total votes	513	1 171		5 165	4 384	3 952	1 993	463		1 032	0		651	3	19 327	9 663	
Count 6 Votes transferred	43	29		58	85	59	77	- 463		49			41	22			PARKINSON excluded
Count 6 Total votes	556	1 200		5 223	4 469	4 011	2 070	0		1 081			692	25	19 327	9 652	
Count 7 Votes transferred	- 556	31		28	155	55	41			116			74	56			BAIN excluded
Count 7 Total votes	0	1 231		5 251	4 624	4 066	2 111			1 197			766	81	19 327	9 624	
Count 8 Votes transferred		101		142	122	110	127			87			- 766	77			WIGGINS excluded
Count 8 Total votes		1 332		5 393	4 746	4 176	2 238			1 284			0	158	19 327	9 585	
Count 9 Votes transferred		84		200	316	171	306			- 1 284				207			PLAYSTED excluded
Count 9 Total votes		1 416		5 593	5 062	4 347	2 544			0				365	19 327	9 482	
Count 10 Votes transferred		- 1 416		371	328	259	253							205			BENNETT excluded
Count 10 Total votes		0		5 964	5 390	4 606	2 797							570	19 327	9 379	
Count 11 Votes transferred				921	520	786	- 2 797							570			MULDER excluded
Count 11 Total votes				6 885	5 910	5 392	0							1 140	19 327	9 094	
Count 12 Votes transferred				1 891	1 979	- 5 392								1 522			MAV excluded
Count 12 Total votes				8 776	7 889	0								2 662	19 327	8 333	HOWLETT elected
				52.66%	47.34%												





## House of Assembly 2018 General Election

### Election Timetable

Issue of writs and close of electoral rolls	6pm Monday 5 February 2018
Close of nominations	12 noon Tuesday 13 February 2018
Announcement of nominations	12 noon Wednesday 14 February 2018
Polling day	8am - 6pm Saturday 3 March 2018
Return of the Writs	Monday 19 March 2018

### Returning Officers

Division of Bass	Jenny van den Bosch
Division of Braddon	Rodney (Rod) Viney
Division of Denison	Justin Meeker
Division of Franklin	Graeme Ingram
Division of Lyons	Ann La Sala

## Members of the Forty-Ninth Parliament (2018)

### Division of Bass

Liberal Party	Hon. Sarah Courtney Hon. Michael Darrel Joseph Ferguson Hon. Peter Carl Gutwein
Australian Labor Party	Jennifer Louise Houston Michelle Anne O'Byrne

### Division of Braddon

Liberal Party	Adam Richard Brooks Hon. Roger Charles Jaensch Hon. Jeremy Page Rockliff
Australian Labor Party	Dr Shane Thomas Broad Anita Joy Dow

### Division of Denison

Liberal Party	Hon. Elise Nicole Archer Hon. Susanne Lynnette (Sue) Hickey
Australian Labor Party	Scott Bacon Eloise Rafia (Ella) Haddad
Tasmanian Greens	Cassandra Stanwell (Cassy) O'Connor

### Division of Franklin

Liberal Party	Hon. William Edward Felix (Will) Hodgman Hon. Jacqueline Anne (Jacquie) Petrusma
Australian Labor Party	David James O'Byrne Alison Standen
Tasmanian Greens	Dr Rosalie Woodruff

### Division of Lyons

Liberal Party	Hon. Guy Barnett Marinus Theodoor (Rene) Hidding Mark David Shelton
Australian Labor Party	Jenna (Jen) Butler Hon. Rebecca White

## Tasmania's Hare-Clark System

The Hare-Clark counting system is used in Tasmania to elect five Members to each division of the Tasmanian House of Assembly.

Hare-Clark is a Single Transferable Vote (STV) method of proportional representation. STV means that a ballot paper moves between candidates as determined by the elector's marked preferences. The Australian Senate also uses a proportional representation counting system, although their counting system has some significant differences to Hare-Clark.

Hare-Clark enables parties, groups and independents to be elected to the House of Assembly in proportion to their support in the division. In other words, compared to other counting systems, the composition of the House more closely reflects the proportion of primary votes for each party on a state-wide basis.

While the term Hare-Clark was originally given to just the process of counting votes, more recently it has taken on a broader meaning to also include a specific ballot paper configuration and rotation of candidate names (Robson Rotation).

### Background and features

#### Where does the name Hare-Clark come from?

Thomas Hare was an Englishman who, in 1856, proposed the idea of a proportional representation election system which was further developed and became known as the Hare system. Andrew Inglis Clark, Tasmania's Attorney-General from 1887-92 and 1894-97, proposed a modified version of the Hare system which became Tasmanian law in 1896. This is now known as the Hare-Clark electoral system and it has been used statewide since 1907.

#### The ballot paper configuration for House of Assembly elections

The ballot paper displays multiple columns of candidate names. Each registered political party can nominate candidates to appear in a single column under the party name. A group of other candidates can nominate to run together in a column however without a column title.

The order of these columns across the ballot paper is determined by a draw. All ungrouped candidates are listed in the final column.

Under Hare-Clark, electors must mark preferences for individual candidates unlike the Australian Senate ballot papers which include above-the-line voting where electors can choose a specific party or other column of candidates.

#### Robson Rotation

Robson rotation is a process of rotating candidate names within each column so that the advantage of appearing at the top of the column or directly below another popular candidate are shared equally between candidates. Neil Robson, a former member of the House of Assembly, introduced the process to the Tasmanian Parliament in 1979.

### The Counting Process

#### How do you cast a formal vote?

To be counted as a vote a ballot paper must have at least the numbers 1, 2, 3, 4, and 5 with no repetitions or omissions. Ballot papers with ticks or crosses, instead of numbers, cannot be counted.

#### How is a candidate elected?

A candidate is elected when his/her total number of votes equals or exceeds the quota. The quota is the lowest number of votes a candidate needs to be certain of being elected.

For House of Assembly elections, which elect five members to each division, the quota is calculated as **one vote more than** a sixth of the total formal votes.

For example, if total formal votes were 600, the quota would be 101 (1/6 of total + 1 vote). When the five elected candidates each reach the quota (505 votes in total) only 95 votes remain for the next highest candidate. If the quota had been 100 (only 1/6 of total) then the top six candidates could all reach this quota.

#### What is the counting process

The first step is to count the number of first preference "1" votes for each candidate. All candidates that have reached the quota with first preferences are declared elected after "count 1" and withdrawn from the counting process before "count 2" commences.

All votes received by an elected candidate in excess of the quota (the surplus) will be distributed to the continuing candidates (at a later count) according to the preferences indicated on each ballot paper.

$$\text{Surplus} = \frac{\text{elected candidate's}}{\text{total votes}} - \text{the quota}$$

### How do we transfer a surplus?

It is important to understand that ballot papers and votes are different. Ballot papers are the medium from which candidates receive votes. The original value of a ballot paper is 1 vote; however, this can change during counting. To distribute surplus votes the parcel of ballot papers used are given a new (reduced) value.

The new ballot paper value for transferring the surplus (transfer value) is calculated as follows:

$$\text{Transfer value} = \frac{\text{Surplus votes}}{\text{Number of ballot papers in the last parcel}} \quad (\text{truncate to six decimal places})$$

A simple example:

If at the beginning of counting, a candidate (Jenny) receives 250 first preference votes and the quota is only 200 then:

- Jenny is declared elected and withdrawn from counting process
- Jenny's surplus is calculated as 50 votes (250 – quota = 50)
- The 250 ballot papers that elected Jenny are used to distribute the surplus
- Each of these ballot papers will now be transferred at a value of 0.2 votes. (50/250=0.2)

If Justin then receives 100 of Jenny's 250 ballot papers he gains a further 20 votes (100 \* 0.2 = 20 votes)

### What happens at Count 2?

If a candidate is elected on first preferences, the next thing to do is to use all of his/her ballot papers to distribute the surplus votes as discussed above.

#### Further counts

When more than one candidate is elected with a surplus, each surplus is distributed as separate counts in order of election.

Only the last parcel of ballot papers received by the elected candidate are used to distribute a surplus.

When elected at count 1, all first preference ballot papers are used (as seen in the simple example above). If elected at count 9, only the ballot papers received at count 9 are used.

Once all surpluses have been distributed, the candidate with the fewest total votes is declared excluded, withdrawn from the counting process and all of his/her ballot papers are redistributed to continuing candidates.

### Excluded candidates

The exclusion of a candidate can take several counts to complete. When a candidate is excluded, ballot papers are passed on to continuing candidates at the same transfer value they were received by the excluded candidate. All ballot papers with the same transfer values are distributed as a new count.

After each count, each continuing candidate's total number of votes is recalculated. Where a continuing candidate reaches the quota, he/she is declared elected and withdrawn from the counting process before the next count commences.

### When does the counting stop?

Once an exclusion is completed, the surplus of any candidate elected during that exclusion is distributed. Otherwise, again the continuing candidate with the fewest total number of votes is excluded.

The two processes of distributing surpluses and excluding candidates continues until all vacancies are filled. For House of Assembly elections, the scrutiny stops as soon as five candidates are declared elected.

### Do you always need a quota to get elected?

It is common that the last member is elected without reaching the quota. In some cases, the last two members have been declared elected without reaching the quota.

### Why does this happen?

If some ballot papers do not include a preference for every candidate, it is possible to be elected without reaching the quota. If a distributed ballot paper does not have a preference for any of the continuing candidates, it will drop out of the count and the vote it carries is declared "exhausted".

The number of exhausted votes usually increases quickly towards the end of the counting process as fewer candidates remain. The greater the number of votes exhausted, the more likely the last elected candidate will not reach the quota.

The ballot papers instruct the voter to mark a preference for all candidates to reduce the number and impact of exhausted votes.

## General Election Statistics

### Voting Summary

	Bass	Braddon	Denison	Franklin	Lyons	Tasmania
Close of roll enrolment	74 624	73 601	74 397	79 290	79 271	381 183
Ballot papers cast	68 499	68 098	68 026	74 161	73 396	352 180
% of electors on the roll	91.79%	92.52%	91.44%	93.53%	92.59%	92.39%
Informal ballot papers	3 521	3 791	2 835	2 988	4 174	17 309
Informality rate	5.14%	5.57%	4.17%	4.03%	5.69%	4.91%
Formal ballot papers	64 978	64 307	65 191	71 173	69 222	334 871

### Special Voting Summary

		Bass	Braddon	Denison	Franklin	Lyons	Tasmania
Out of Division Votes**	Admitted	3 187	2 289	4 664	5 764	7 407	23 311
Postal Votes	Issued	5 305	4 205	5 223	5 784	5 959	26 476
	Admitted	4 703	3 731	4 518	5 150	5 323	23 425
Provisional Votes	Issued	819	642	891	817	1 024	4 193
	Admitted	297	215	378	316	282	1 488
Mobile Votes*	Admitted	1 427	1 114	1 116	697	579	4 933
Pre-poll Votes*	Admitted	6 918	9 002	9 400	6 866	4 240	36 426
Total Special Votes	Issued	17 656	17 252	21 294	19 928	19 209	95 339
	Admitted	16 532	16 351	20 076	18 793	17 831	89 583

\* Until 2002, mobile and pre-poll votes were issued as declaration votes. Following the enactment of the *Electoral Act 2004*, they are now issued as ordinary votes, that is without the need for a declaration envelope. Note also that mobile votes were previously known as institution votes.

\*\* Prior to 2010, out of division votes were known as absent votes and issued in declaration envelopes. With the introduction of rolls on netbook computers, electors voting outside their division can now be marked off the appropriate roll and simply issued a ballot paper.

### Out of Division (Absent) Vote Analysis\*\*

Issued for	Bass	Braddon	Denison	Franklin	Lyons
Issued by					
Bass	—	553	352	286	1 745
Braddon	453	—	298	263	2 021
Denison	469	375	—	2 839	2 491
Franklin	241	250	2 070	—	1 150
Lyons	2 024	1 111	1 944	2 376	—
<b>Total</b>	<b>3 187</b>	<b>2 289</b>	<b>4 664</b>	<b>5 764</b>	<b>7 407</b>

## Postal Vote Analysis

	Bass	Braddon	Denison	Franklin	Lyons
Issued	5 305	4 205	5 223	5 784	5 959
Received	4 806	3 809	4 598	5 205	5 476
Rejected	103	78	80	55	153
Admitted	4 703	3 731	4 518	5 150	5 323
Missing ballot papers	1	0	1	0	1

Note: 'Postal votes received' includes— 532 votes issued at interstate pre-poll centres.  
2 182 votes received via overseas and remote (including Antarctica) Express Vote service.

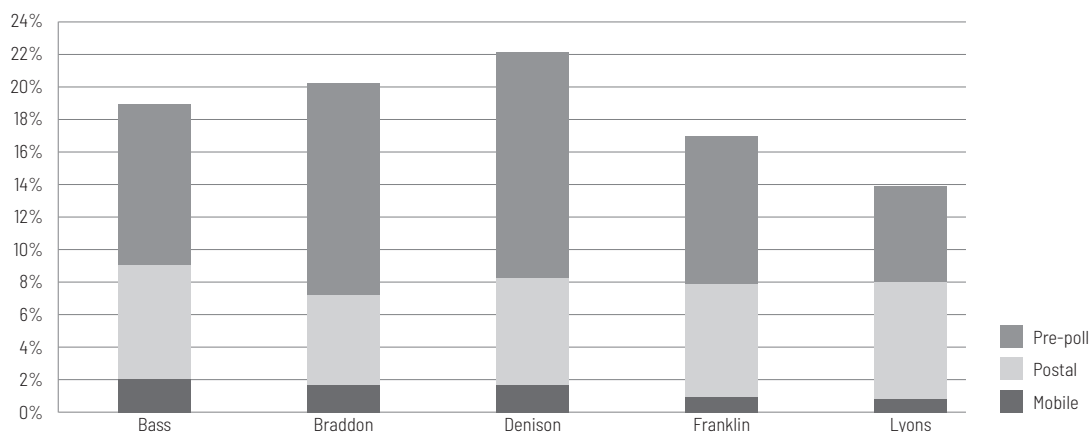
## Special Votes as a percentage of ballot papers cast

	Bass	Braddon	Denison	Franklin	Lyons
Out of Division**	4.65	3.36	6.86	7.77	10.09
Postal	6.87	5.48	6.64	6.94	7.25
Provisional	0.43	0.32	0.56	0.43	0.38
Mobile*	2.08	1.64	1.64	0.94	0.79
Pre-poll*	10.10	13.22	13.82	9.26	5.78
<b>Total</b>	<b>24.13</b>	<b>24.01</b>	<b>29.51</b>	<b>25.34</b>	<b>24.29</b>

\* Until 2002, mobile and pre-poll votes were issued as declaration votes. Following the enactment of the *Electoral Act 2004*, they are now issued as ordinary votes, that is without the need for a declaration envelope. Note also that mobile votes were previously known as institution votes.

\*\* Prior to 2010, out of division votes were known as absent votes and issued in declaration envelopes. With the introduction of rolls on netbook computers, electors voting outside their division could be marked off the appropriate roll and simply issued a ballot paper.

## Early Votes (Pre-poll, Postal, Mobile Special Votes) admitted as a percentage of total Ballot Papers Cast



### Table data

	Bass	Braddon	Denison	Franklin	Lyons
Mobile	2.08%	1.64%	1.64%	0.94%	0.79%
Postal	6.87%	5.48%	6.64%	6.94%	7.25%
Pre-poll	10.10%	13.22%	13.82%	9.26%	5.78%

### Party Strengths in Divisions as indicated by First Preferences

		Bass	Braddon	Denison	Franklin	Lyons	Statewide
Liberal Party	1st Preferences	38 215	36 065	24 580	34 448	34 995	168 303
	Percentage	58.81%	56.08%	37.70%	48.40%	50.55%	50.26%
	Quotas	3.53	3.36	2.26	2.90	3.03	15.08
	Seats Won	3	3	2	2	3	13
Australian Labor Party	1st Preferences	17 154	17 552	27 284	24 464	22 810	109 264
	Percentage	26.40%	27.29%	41.85%	34.37%	32.95%	32.63%
	Quotas	1.58	1.64	2.51	2.06	1.98	9.77
	Seats Won	2	2	2	2	2	10
Tasmanian Greens	1st Preferences	6 027	2 297	11 428	10 220	4 519	34 491
	Percentage	9.28%	3.57%	17.53%	14.36%	6.53%	10.30%
	Quotas	0.56	0.21	1.05	0.86	0.39	3.07
	Seats Won	0	0	1	1	0	2
Jacqui Lambie Network	1st Preferences	2 985	3 805	-	-	3 789	10 579
	Percentage	4.59%	5.92%	-	-	5.47%	3.16%
	Quotas	0.28	0.35	-	-	0.33	0.96
	Seats Won	0	0	-	-	0	0
Shooters, Fishers, Farmers Tas	1st Preferences	-	1 611	1 190	2 041	2 798	7 640
	Percentage	-	2.51%	1.83%	2.87%	4.04%	2.28%
	Quotas	-	0.15	0.11	0.17	0.24	0.67
	Seats Won	-	0	0	0	0	0
T4T- Tasmanians 4 Tasmania	1st Preferences	-	276	709	-	-	985
	Percentage	-	0.43%	1.09%	-	-	0.29%
	Quotas	-	0.03	0.07	-	-	0.10
	Seats Won	-	0	0	-	-	0
Groups and Independents	1st Preferences	597	2 701	-	-	311	3 609
	Percentage	0.92%	4.20%	-	-	0.45%	1.08%
	Quotas	0.06	0.25	-	-	0.03	0.34
	Seats Won	0	0	-	-	0	0
Total	1st Preferences	64 978	64 307	65 191	71 173	69 222	334 871
	Quotas	6.00	6.00	6.00	6.00	6.00	30.00
	Seats Won	5	5	5	5	5	25
	Informal	3 521 5.14%	3 791 5.57%	2 835 4.17%	2 988 4.03%	4 174 5.69%	17 309 4.91%
	Quota	10 830	10 718	10 866	11 863	11 538	

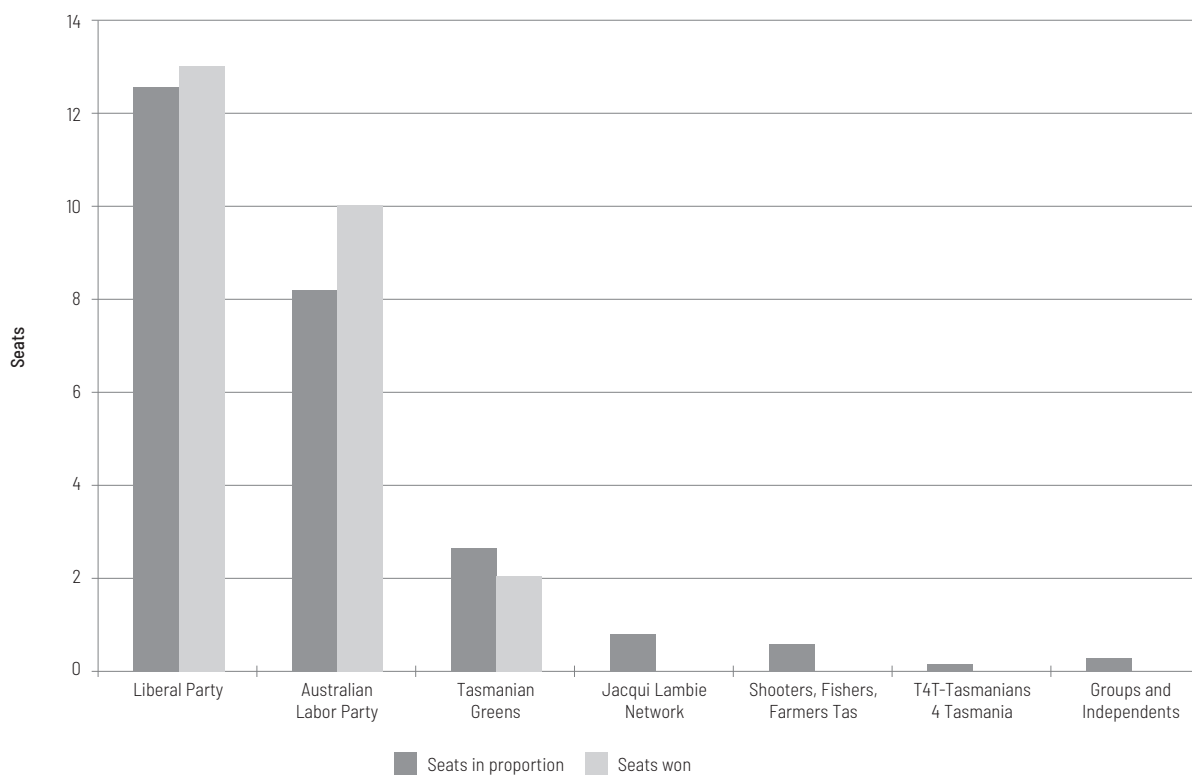
## Strength of Parties

### The State as a single electorate

	1st Preferences	Seats in Proportion*	Seats Won
Liberal Party	168 303	12.56	13
Australian Labor Party	109 264	8.16	10
Tasmanian Greens	34 491	2.57	2
Jacqui Lambie Network	10 579	0.79	0
Shooters, Fishers, Farmers Tas	7 640	0.57	0
T4T-Tasmanians 4 Tasmania	985	0.07	0
Groups and Independents	3 609	0.27	0
<b>Total</b>	<b>334 871</b>	<b>25.00</b>	<b>25</b>

\* the party's proportion of seats in the House of Assembly calculated from the party's proportion of the State vote

### Seats in proportion compared with seats won (Statewide)





## Informal Ballot Paper Survey

### Tasmania

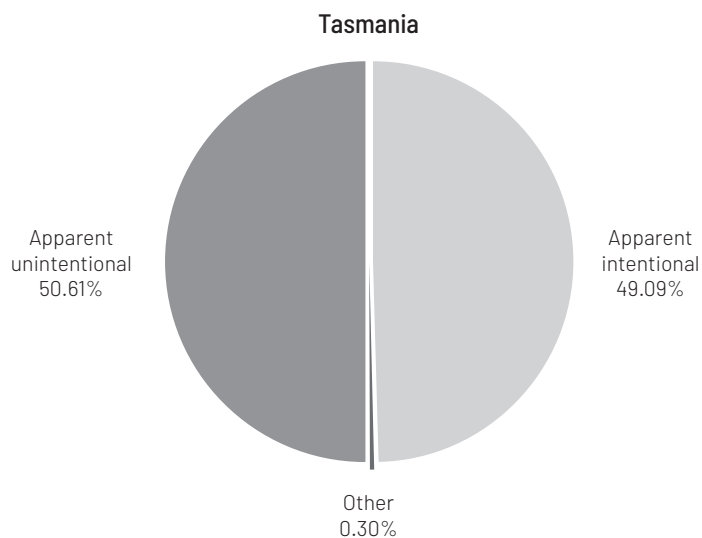
#### Apparent intentional informal voting

Blank	3 893
Deliberate informal or scribble/messages only	4 575
<b>Total</b>	<b>8 468</b>

#### Apparent unintentional informality

Contains writing identifying the elector	4
Contains only ticks or crosses	3 468
Some numbers but no first preference	161
One first preference, but includes repetitions or omissions between 2 and 5	2 582
Two or more first preferences	
• 2 first preferences	1 188
• 3 first preferences	334
• 4 first preferences	224
• 5 first preferences	375
• Greater than 5 first preferences	395
<b>Total</b>	<b>8 731</b>

Other	51
Missing	59
<b>Total</b>	<b>17 309</b>



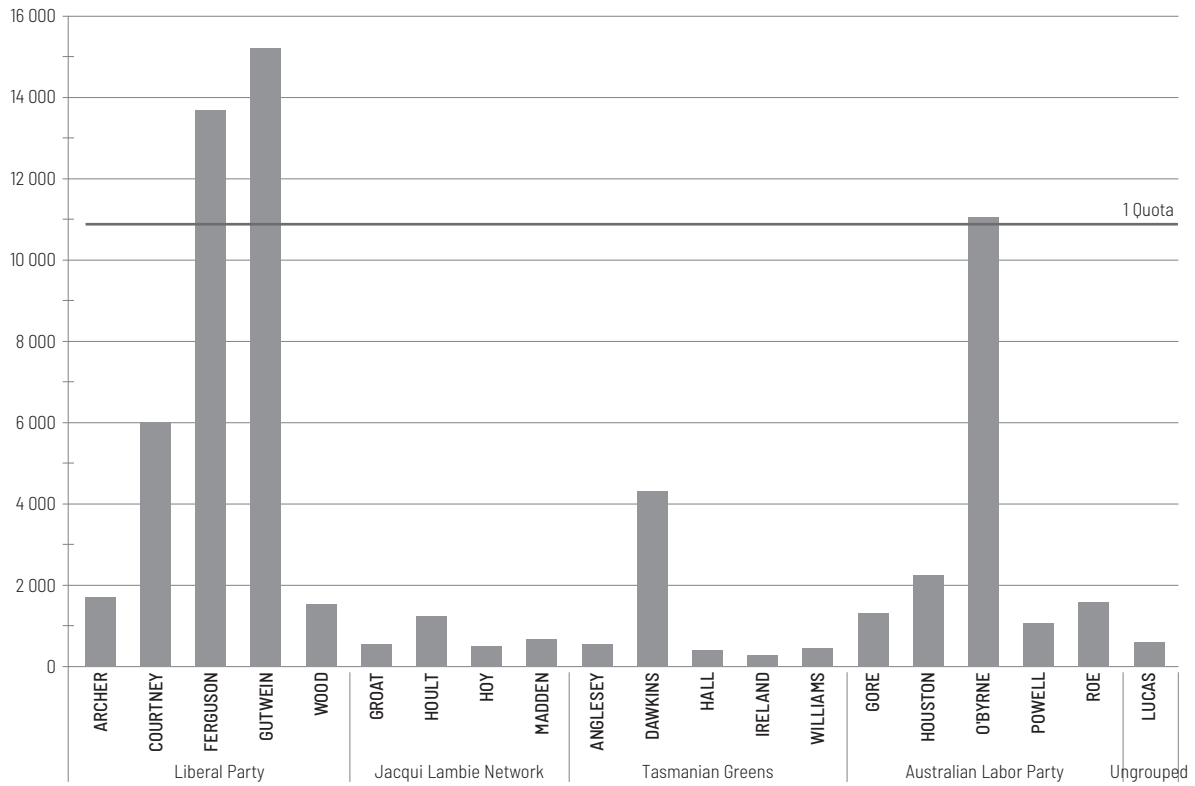
# House of Assembly

## **Polling Place Figures**

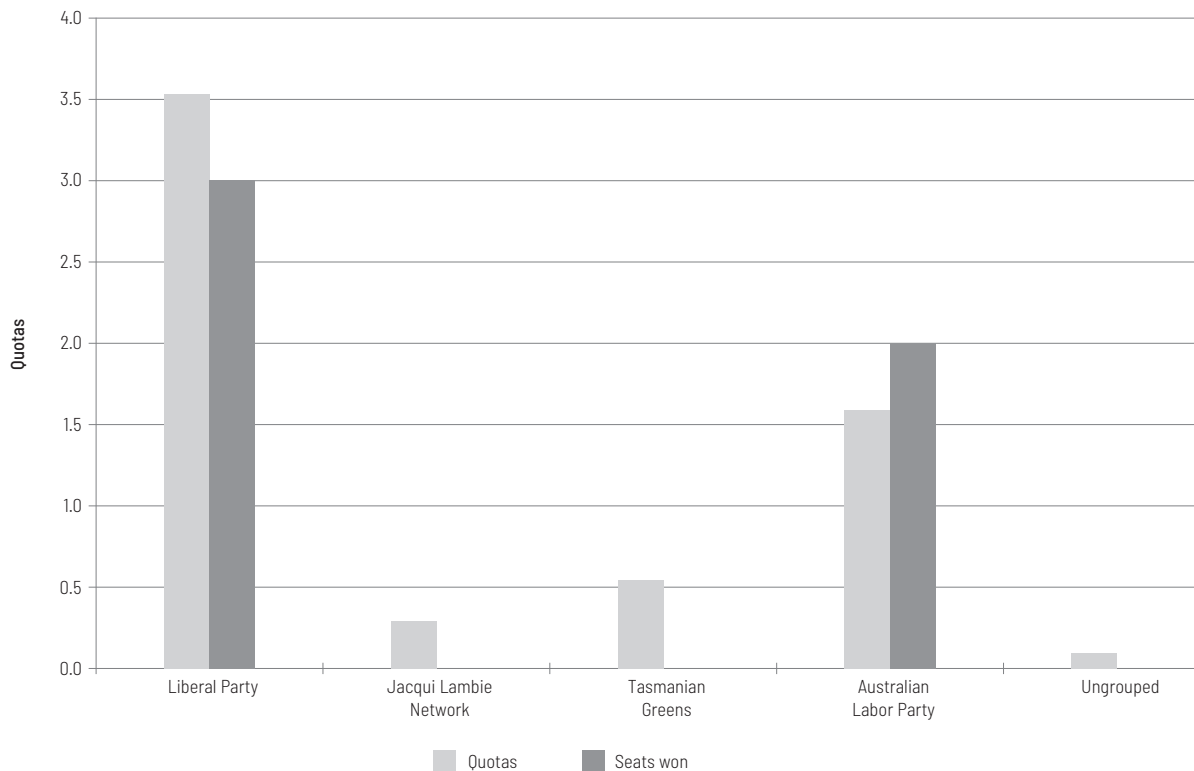


## Division of BASS

### Candidate first preference totals



### Number of quotas attained compared with seats won



## BASS first preference votes

Page 1 of 5

Candidates	Blessington Upper	Branxholm	Bridport	Derby	Dilston	East Launceston	Five Ways	George Town	George Town South	Gladstone
ARCHER, Bridget	3	5	21	4	24	13	17	228	109	5
COURTNEY, Sarah	1	16	93	7	46	106	95	110	57	14
FERGUSON, Michael	10	27	159	8	139	169	225	278	154	28
GUTWEIN, Peter	25	40	500	21	175	355	226	247	116	58
WOOD, Simon	2	5	13	0	18	40	23	48	18	5
<b>Liberal Party</b>	<b>41</b>	<b>93</b>	<b>786</b>	<b>40</b>	<b>402</b>	<b>683</b>	<b>586</b>	<b>911</b>	<b>454</b>	<b>110</b>
GROAT, Daniel	1	2	8	1	6	5	7	33	8	2
HOULT, Michelle	3	6	36	0	12	13	17	61	28	4
HOY, Joshua	1	3	4	1	4	8	10	19	8	1
MADDEN, Gary	0	3	10	0	10	7	9	21	17	2
<b>Jacqui Lambie Network</b>	<b>5</b>	<b>14</b>	<b>58</b>	<b>2</b>	<b>32</b>	<b>33</b>	<b>43</b>	<b>134</b>	<b>61</b>	<b>9</b>
ANGLESEY, Emma	1	1	5	2	5	23	24	12	6	2
DAWKINS, Andrea	4	8	35	20	77	171	90	62	16	7
HALL, Tom	0	0	5	3	4	13	11	10	4	1
IRELAND, James	0	1	2	2	4	4	8	8	2	0
WILLIAMS, Emma	1	3	8	1	6	8	12	10	5	2
<b>Tasmanian Greens</b>	<b>6</b>	<b>13</b>	<b>55</b>	<b>28</b>	<b>96</b>	<b>219</b>	<b>145</b>	<b>102</b>	<b>33</b>	<b>12</b>
GORE, Adam	0	4	14	11	6	19	15	85	30	2
HOUSTON, Jennifer	0	11	18	3	20	24	50	71	38	5
O'BYRNE, Michelle	4	27	101	11	99	218	214	324	229	26
POWELL, Owen	0	15	21	5	11	15	34	22	13	5
ROE, Brian	0	2	14	3	6	26	36	36	24	2
<b>Australian Labor Party</b>	<b>4</b>	<b>59</b>	<b>168</b>	<b>33</b>	<b>142</b>	<b>302</b>	<b>349</b>	<b>538</b>	<b>334</b>	<b>40</b>
LUCAS, Brett Edward	1	1	10	2	3	5	7	20	14	3
<b>Ungrouped</b>	<b>1</b>	<b>1</b>	<b>10</b>	<b>2</b>	<b>3</b>	<b>5</b>	<b>7</b>	<b>20</b>	<b>14</b>	<b>3</b>
<b>Total Formal Votes</b>	<b>57</b>	<b>180</b>	<b>1 077</b>	<b>105</b>	<b>675</b>	<b>1 242</b>	<b>1 130</b>	<b>1 705</b>	<b>896</b>	<b>174</b>
Informal Ballot Papers	5	10	39	7	25	36	49	143	58	17
<b>Total Ballot Papers</b>	<b>62</b>	<b>190</b>	<b>1 116</b>	<b>112</b>	<b>700</b>	<b>1 278</b>	<b>1 179</b>	<b>1 848</b>	<b>954</b>	<b>191</b>



## BASS first preference votes cont'd

Page 2 of 5

Candidates	Hadspen	Hillwood	Inveresk	Invermay	Karoola	Kings Meadows	Lady Barron	Launceston	Launceston Central	Lebrina	Legana (Bass)
ARCHER, Bridget	30	27	24	23	10	46	6	25	18	8	44
COURTNEY, Sarah	123	29	90	82	26	222	23	103	97	19	218
FERGUSON, Michael	313	79	201	182	64	438	35	181	172	45	583
GUTWEIN, Peter	289	146	182	273	87	439	16	184	184	55	400
WOOD, Simon	29	5	20	27	11	49	2	29	18	7	50
<b>Liberal Party</b>	<b>784</b>	<b>286</b>	<b>517</b>	<b>587</b>	<b>198</b>	<b>1 194</b>	<b>82</b>	<b>522</b>	<b>489</b>	<b>134</b>	<b>1 295</b>
GROAT, Daniel	14	3	14	19	3	27	1	5	4	3	16
HOULT, Michelle	17	2	27	42	6	46	2	9	9	6	30
HOY, Joshua	8	3	12	10	6	13	1	5	4	1	14
MADDEN, Gary	14	7	16	12	4	13	0	8	4	2	17
<b>Jacqui Lambie Network</b>	<b>53</b>	<b>15</b>	<b>69</b>	<b>83</b>	<b>19</b>	<b>99</b>	<b>4</b>	<b>27</b>	<b>21</b>	<b>12</b>	<b>77</b>
ANGLESEY, Emma	6	3	13	14	5	10	1	14	13	4	13
DAWKINS, Andrea	33	39	125	95	18	96	4	187	165	11	106
HALL, Tom	5	1	3	9	2	14	1	8	10	4	8
IRELAND, James	4	2	4	7	1	5	1	11	5	0	5
WILLIAMS, Emma	7	3	9	8	3	15	3	16	12	1	14
<b>Tasmanian Greens</b>	<b>55</b>	<b>48</b>	<b>154</b>	<b>133</b>	<b>29</b>	<b>140</b>	<b>10</b>	<b>236</b>	<b>205</b>	<b>20</b>	<b>146</b>
GORE, Adam	13	10	25	21	6	42	2	26	25	6	60
HOUSTON, Jennifer	39	12	40	41	8	90	8	40	31	6	52
O'BYRNE, Michelle	200	68	248	221	58	418	16	180	165	20	266
POWELL, Owen	16	4	19	16	4	43	1	14	19	6	12
ROE, Brian	31	10	62	46	6	69	2	29	20	4	32
<b>Australian Labor Party</b>	<b>299</b>	<b>104</b>	<b>394</b>	<b>345</b>	<b>82</b>	<b>662</b>	<b>29</b>	<b>289</b>	<b>260</b>	<b>42</b>	<b>422</b>
LUCAS, Brett Edward	12	5	21	17	5	24	0	10	4	2	14
<b>Ungrouped</b>	<b>12</b>	<b>5</b>	<b>21</b>	<b>17</b>	<b>5</b>	<b>24</b>	<b>0</b>	<b>10</b>	<b>4</b>	<b>2</b>	<b>14</b>
<b>Total Formal Votes</b>	<b>1 203</b>	<b>458</b>	<b>1 155</b>	<b>1 165</b>	<b>333</b>	<b>2 119</b>	<b>125</b>	<b>1 084</b>	<b>979</b>	<b>210</b>	<b>1 954</b>
Informal Ballot Papers	60	20	90	73	20	147	11	37	39	13	92
<b>Total Ballot Papers</b>	<b>1 263</b>	<b>478</b>	<b>1 245</b>	<b>1 238</b>	<b>353</b>	<b>2 266</b>	<b>136</b>	<b>1 121</b>	<b>1 018</b>	<b>223</b>	<b>2 046</b>



## BASS first preference votes cont'd

Page 3 of 5

Candidates	Lilydale	Mowbray	Newnham	Newstead	Norwood	Nunamara	Pipers River	Prospect	Prospect Vale	Ravenswood	Ringarooma
ARCHER, Bridget	18	42	85	49	37	8	29	44	23	23	6
COURTNEY, Sarah	47	55	175	222	272	17	13	213	148	155	15
FERGUSON, Michael	135	148	536	388	490	45	29	535	297	310	66
GUTWEIN, Peter	157	182	540	520	620	93	58	488	342	232	108
WOOD, Simon	9	27	66	66	57	10	2	35	29	36	8
<b>Liberal Party</b>	<b>366</b>	<b>454</b>	<b>1 402</b>	<b>1 245</b>	<b>1 476</b>	<b>173</b>	<b>131</b>	<b>1 315</b>	<b>839</b>	<b>756</b>	<b>203</b>
GROAT, Daniel	11	7	24	9	14	5	0	18	7	20	3
HOULT, Michelle	12	11	81	26	20	5	6	36	22	42	8
HOY, Joshua	4	7	30	9	19	5	1	13	8	18	1
MADDEN, Gary	7	9	47	15	20	3	1	20	6	41	5
<b>Jacqui Lambie Network</b>	<b>34</b>	<b>34</b>	<b>182</b>	<b>59</b>	<b>73</b>	<b>18</b>	<b>8</b>	<b>87</b>	<b>43</b>	<b>121</b>	<b>17</b>
ANGLESEY, Emma	6	6	21	28	10	2	2	9	7	6	2
DAWKINS, Andrea	76	62	80	206	124	19	13	48	40	45	7
HALL, Tom	3	6	14	15	15	0	1	8	4	6	0
IRELAND, James	0	4	10	15	4	1	1	11	3	9	1
WILLIAMS, Emma	10	13	15	13	16	6	2	12	6	10	0
<b>Tasmanian Greens</b>	<b>95</b>	<b>91</b>	<b>140</b>	<b>277</b>	<b>169</b>	<b>28</b>	<b>19</b>	<b>88</b>	<b>60</b>	<b>76</b>	<b>10</b>
GORE, Adam	12	26	83	31	26	2	4	29	10	58	12
HOUSTON, Jennifer	22	57	180	76	74	15	8	53	41	83	8
O'BYRNE, Michelle	116	174	531	377	365	41	35	362	169	387	23
POWELL, Owen	12	21	53	26	29	11	1	30	10	30	24
ROE, Brian	12	20	73	51	68	3	2	60	38	32	3
<b>Australian Labor Party</b>	<b>174</b>	<b>298</b>	<b>920</b>	<b>561</b>	<b>562</b>	<b>72</b>	<b>50</b>	<b>534</b>	<b>268</b>	<b>590</b>	<b>70</b>
LUCAS, Brett Edward	5	12	28	25	26	5	2	24	4	21	1
<b>Ungrouped</b>	<b>5</b>	<b>12</b>	<b>28</b>	<b>25</b>	<b>26</b>	<b>5</b>	<b>2</b>	<b>24</b>	<b>4</b>	<b>21</b>	<b>1</b>
<b>Total Formal Votes</b>	<b>674</b>	<b>889</b>	<b>2 672</b>	<b>2 167</b>	<b>2 306</b>	<b>296</b>	<b>210</b>	<b>2 048</b>	<b>1 214</b>	<b>1 564</b>	<b>301</b>
Informal Ballot Papers	44	88	287	88	111	30	19	124	60	183	14
<b>Total Ballot Papers</b>	<b>718</b>	<b>977</b>	<b>2 959</b>	<b>2 255</b>	<b>2 417</b>	<b>326</b>	<b>229</b>	<b>2 172</b>	<b>1 274</b>	<b>1 747</b>	<b>315</b>



## BASS first preference votes cont'd

Page 4 of 5

Candidates	Riverside	Riverside West	Rocherlea	Scottsdale	South Launceston	St Leonards	Summerhill	Trevallyn	Waverley West	Launceston	Weymouth
ARCHER, Bridget	47	29	22	25	17	26	53	18	15	19	9
COURTNEY, Sarah	214	136	54	128	41	115	327	130	74	148	24
FERGUSON, Michael	660	414	134	273	124	254	754	297	135	286	19
GUTWEIN, Peter	453	298	158	455	130	350	717	290	164	282	47
WOOD, Simon	57	28	18	17	22	38	64	38	16	42	0
<b>Liberal Party</b>	<b>1 431</b>	<b>905</b>	<b>386</b>	<b>898</b>	<b>334</b>	<b>783</b>	<b>1 915</b>	<b>773</b>	<b>404</b>	<b>777</b>	<b>99</b>
GROAT, Daniel	10	7	10	6	8	13	20	7	13	6	2
HOULT, Michelle	30	24	20	19	10	26	55	13	26	20	2
HOY, Joshua	22	10	8	11	5	16	15	12	8	10	2
MADDEN, Gary	14	10	7	9	7	15	31	8	25	7	1
<b>Jacqui Lambie Network</b>	<b>76</b>	<b>51</b>	<b>45</b>	<b>45</b>	<b>30</b>	<b>70</b>	<b>121</b>	<b>40</b>	<b>72</b>	<b>43</b>	<b>7</b>
ANGLESEY, Emma	17	4	2	5	7	9	27	17	6	25	0
DAWKINS, Andrea	146	79	10	20	71	34	134	330	22	294	9
HALL, Tom	9	7	3	4	13	6	14	11	3	22	0
IRELAND, James	13	7	1	6	7	5	7	7	4	9	0
WILLIAMS, Emma	19	4	4	4	9	9	7	20	1	15	0
<b>Tasmanian Greens</b>	<b>204</b>	<b>101</b>	<b>20</b>	<b>39</b>	<b>107</b>	<b>63</b>	<b>189</b>	<b>385</b>	<b>36</b>	<b>365</b>	<b>9</b>
GORE, Adam	42	30	19	25	17	19	43	40	28	31	6
HOUSTON, Jennifer	62	53	44	12	43	38	90	51	50	47	3
O'BYRNE, Michelle	312	216	140	112	134	192	460	234	194	307	33
POWELL, Owen	28	22	11	37	8	18	41	35	17	32	4
ROE, Brian	42	25	22	13	27	25	93	28	23	50	4
<b>Australian Labor Party</b>	<b>486</b>	<b>346</b>	<b>236</b>	<b>199</b>	<b>229</b>	<b>292</b>	<b>727</b>	<b>388</b>	<b>312</b>	<b>467</b>	<b>50</b>
LUCAS, Brett Edward	18	16	14	6	4	16	24	6	14	11	1
<b>Ungrouped</b>	<b>18</b>	<b>16</b>	<b>14</b>	<b>6</b>	<b>4</b>	<b>16</b>	<b>24</b>	<b>6</b>	<b>14</b>	<b>11</b>	<b>1</b>
<b>Total Formal Votes</b>	<b>2 215</b>	<b>1 419</b>	<b>701</b>	<b>1 187</b>	<b>704</b>	<b>1 224</b>	<b>2 976</b>	<b>1 592</b>	<b>838</b>	<b>1 663</b>	<b>166</b>
Informal Ballot Papers	88	68	80	50	45	60	177	47	81	54	10
<b>Total Ballot Papers</b>	<b>2 303</b>	<b>1 487</b>	<b>781</b>	<b>1 237</b>	<b>749</b>	<b>1 284</b>	<b>3 153</b>	<b>1 639</b>	<b>919</b>	<b>1 717</b>	<b>176</b>





## BASS first preference votes cont'd

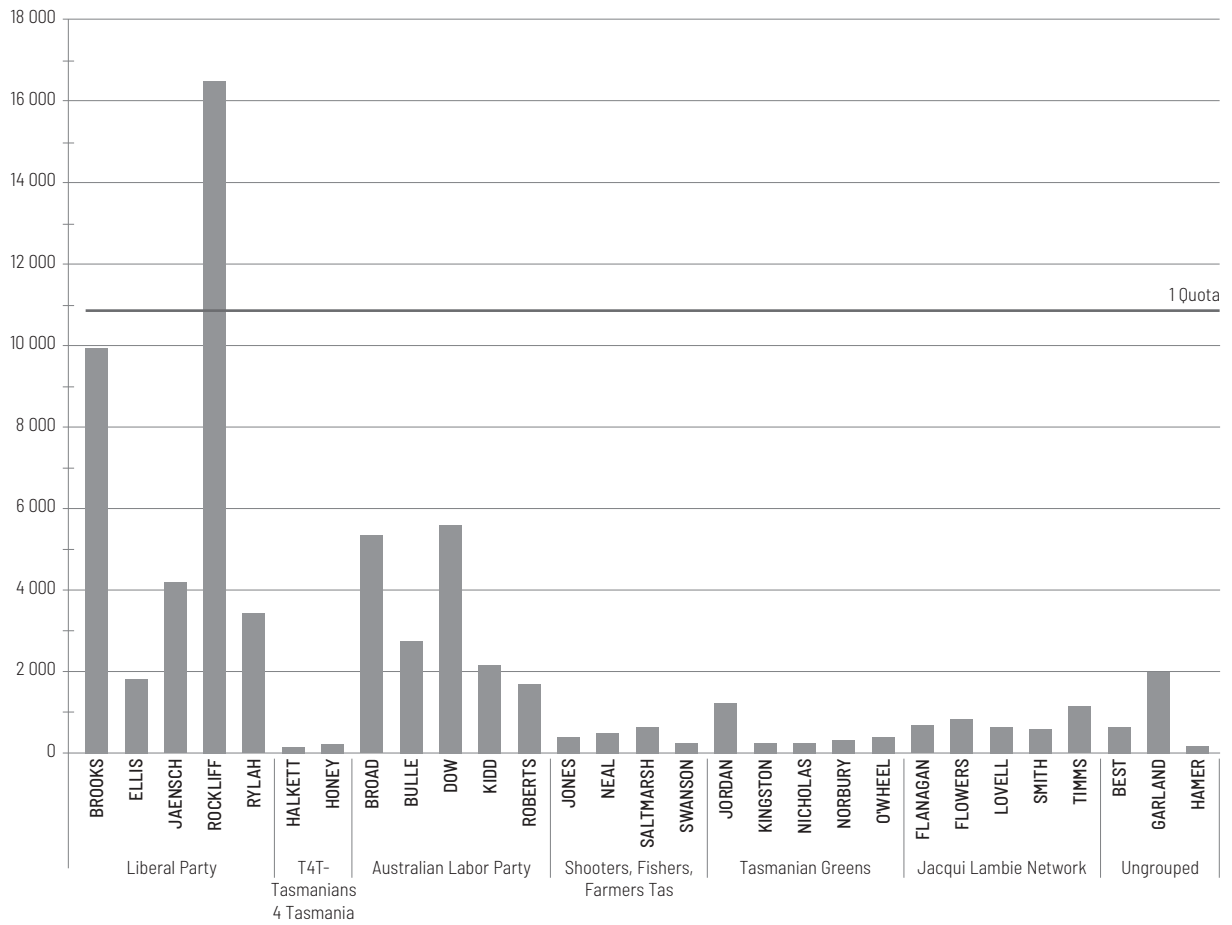
Page 5 of 5

Candidates	Whitemark	Winnaleah	Youngtown	Total Ordinary Votes	Special votes					Total
					Out of Division Votes	Mobile Votes	Postal Votes	Pre-Poll Votes	Provisional Votes	
ARCHER, Bridget	5	1	31	1 371	92	60	142	131	7	1 803
COURTNEY, Sarah	50	18	148	4 516	315	112	311	704	34	5 992
FERGUSON, Michael	96	42	324	10 281	602	334	966	1 402	55	13 640
GUTWEIN, Peter	44	60	373	11 179	652	305	1 180	1 839	58	15 213
WOOD, Simon	2	0	33	1 139	88	43	89	199	9	1 567
<b>Liberal Party</b>	<b>197</b>	<b>121</b>	<b>909</b>	<b>28 486</b>	<b>1 749</b>	<b>854</b>	<b>2 688</b>	<b>4 275</b>	<b>163</b>	<b>38 215</b>
GROAT, Daniel	3	2	15	422	26	8	45	45	2	548
HOULT, Michelle	5	3	23	921	59	24	126	118	9	1 257
HOY, Joshua	3	1	11	385	22	11	42	44	1	505
MADDEN, Gary	2	4	19	509	26	15	56	65	4	675
<b>Jacqui Lambie Network</b>	<b>13</b>	<b>10</b>	<b>68</b>	<b>2 237</b>	<b>133</b>	<b>58</b>	<b>269</b>	<b>272</b>	<b>16</b>	<b>2 985</b>
ANGLESEY, Emma	5	1	9	410	51	11	44	44	1	561
DAWKINS, Andrea	36	5	42	3 321	237	42	211	502	20	4 333
HALL, Tom	6	1	2	289	27	7	27	40	4	394
IRELAND, James	0	3	1	205	22	4	10	29	0	270
WILLIAMS, Emma	7	1	7	357	31	6	28	45	2	469
<b>Tasmanian Greens</b>	<b>54</b>	<b>11</b>	<b>61</b>	<b>4 582</b>	<b>368</b>	<b>70</b>	<b>320</b>	<b>660</b>	<b>27</b>	<b>6 027</b>
GORE, Adam	4	6	25	1 050	63	26	75	113	6	1 333
HOUSTON, Jennifer	8	6	73	1 804	109	51	143	144	7	2 258
O'BYRNE, Michelle	51	16	270	8 364	462	220	874	961	43	10 924
POWELL, Owen	2	7	29	833	50	26	59	100	7	1 075
ROE, Brian	6	2	46	1 228	55	31	116	128	6	1 564
<b>Australian Labor Party</b>	<b>71</b>	<b>37</b>	<b>443</b>	<b>13 279</b>	<b>739</b>	<b>354</b>	<b>1 267</b>	<b>1 446</b>	<b>69</b>	<b>17 154</b>
LUCAS, Brett Edward	0	2	10	475	29	4	54	34	1	597
<b>Ungrouped</b>	<b>0</b>	<b>2</b>	<b>10</b>	<b>475</b>	<b>29</b>	<b>4</b>	<b>54</b>	<b>34</b>	<b>1</b>	<b>597</b>
<b>Total Formal Votes</b>	<b>335</b>	<b>181</b>	<b>1 491</b>	<b>49 059</b>	<b>3 018</b>	<b>1 340</b>	<b>4 598</b>	<b>6 687</b>	<b>276</b>	<b>64 978</b>
Informal Ballot Papers	11	6	95	2 911	169	87	104	231	19	3 521
<b>Total Ballot Papers</b>	<b>346</b>	<b>187</b>	<b>1 586</b>	<b>51 970</b>	<b>3 187</b>	<b>1 427</b>	<b>4 702</b>	<b>6 918</b>	<b>295</b>	<b>68 499</b>

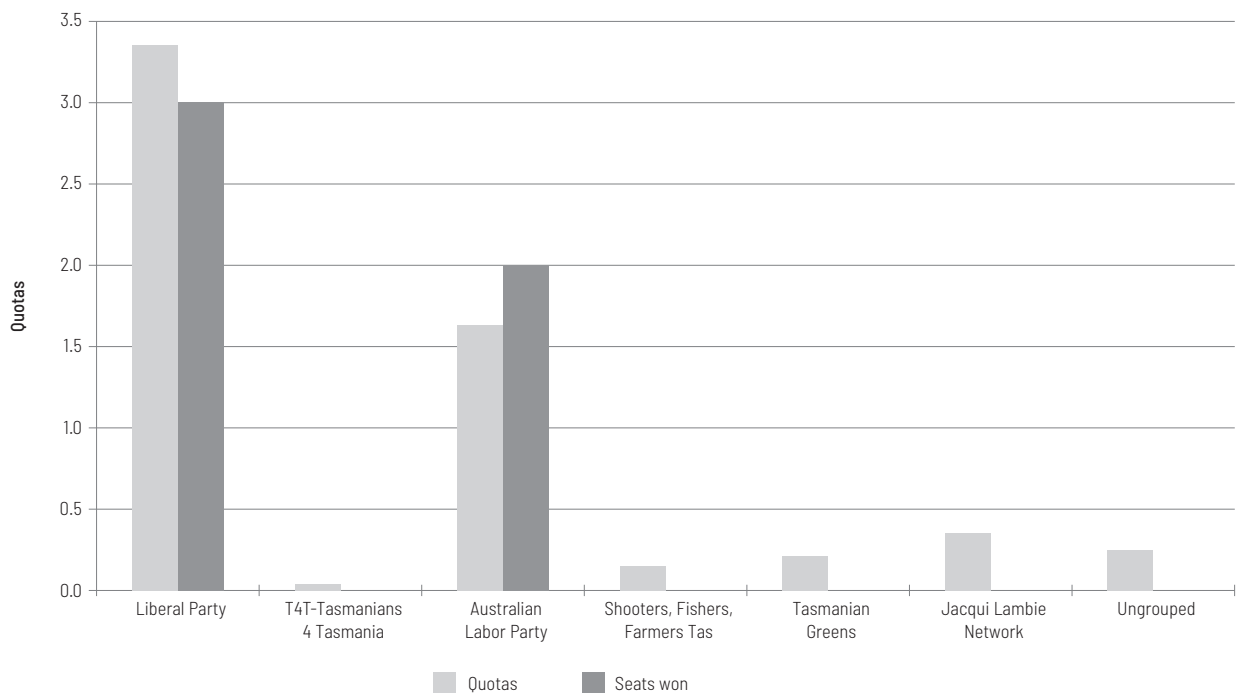
# Division of BRADDON



## Candidate first preference totals



## Number of quotas attained compared with seats won



## BRADDON first preference votes

Page 1 of 7

Candidates	Abbotsham	Acton	Boat Harbour	Burnie	Calder	Cooee	Currie	Devonport Central	Devonport North West	Devonport South
BROOKS, Adam	20	185	37	151	20	113	56	298	486	274
ELLIS, Felix	4	43	16	29	4	26	20	62	71	36
JAENSCH, Roger	12	86	80	140	24	106	47	78	71	50
ROCKLIFF, Jeremy	65	205	86	281	20	182	227	577	692	352
RYLAH, Joan	9	61	43	62	6	62	21	57	90	43
<b>Liberal Party</b>	<b>110</b>	<b>580</b>	<b>262</b>	<b>663</b>	<b>74</b>	<b>489</b>	<b>371</b>	<b>1 072</b>	<b>1 410</b>	<b>755</b>
HALKETT, Cherie	0	3	0	5	1	1	1	3	7	2
HONEY, Steven	0	3	1	3	0	3	5	5	10	7
<b>T4T-Tasmanians 4 Tasmania</b>	<b>0</b>	<b>6</b>	<b>1</b>	<b>8</b>	<b>1</b>	<b>4</b>	<b>6</b>	<b>8</b>	<b>17</b>	<b>9</b>
BROAD, Shane	16	102	18	97	9	41	74	178	228	128
BULLE, Themba	2	156	14	115	6	58	19	59	77	37
DOW, Anita	3	202	42	193	13	125	18	117	186	92
KIDD, Danielle	6	64	6	57	4	57	22	76	100	65
ROBERTS, Wayne	2	26	5	12	1	3	16	112	139	88
<b>Australian Labor Party</b>	<b>29</b>	<b>550</b>	<b>85</b>	<b>474</b>	<b>33</b>	<b>284</b>	<b>149</b>	<b>542</b>	<b>730</b>	<b>410</b>
JONES, Brenton	1	10	0	9	0	3	8	7	4	11
NEAL, Brett	2	8	4	10	3	3	7	2	11	13
SALTMARSH, Glen	2	10	0	9	2	3	11	13	20	13
SWANSON, Kim	0	3	1	3	0	3	5	6	13	8
<b>Shooters, Fishers, Farmers Tas</b>	<b>5</b>	<b>31</b>	<b>5</b>	<b>31</b>	<b>5</b>	<b>12</b>	<b>31</b>	<b>28</b>	<b>48</b>	<b>45</b>
JORDAN, Scott	7	19	22	43	1	21	42	34	43	18
KINGSTON, Tom	0	0	2	8	1	2	9	10	10	6
NICHOLAS, Philip	0	2	5	4	0	0	9	5	4	6
NORBURY, Julie	1	4	2	2	0	3	7	11	15	5
O'WHEEL, Sally	1	5	1	10	0	5	9	15	12	6
<b>Tasmanian Greens</b>	<b>9</b>	<b>30</b>	<b>32</b>	<b>67</b>	<b>2</b>	<b>31</b>	<b>76</b>	<b>75</b>	<b>84</b>	<b>41</b>
FLANAGAN, Roz	1	14	1	16	2	3	8	6	19	7
FLOWERS, Rodney	1	10	7	10	2	7	4	7	11	9
LOVELL, Tim	4	15	1	12	1	7	6	10	23	7
SMITH, Colin	0	14	11	10	3	8	4	9	10	5
TIMMS, Gina	1	46	6	24	1	11	11	22	29	18
<b>Jacqui Lambie Network</b>	<b>7</b>	<b>99</b>	<b>26</b>	<b>72</b>	<b>9</b>	<b>36</b>	<b>33</b>	<b>54</b>	<b>92</b>	<b>46</b>
BEST, Brenton	1	11	0	9	0	3	2	22	37	26
GARLAND, Craig	2	36	62	59	19	49	26	12	13	8
HAMER, Liz	1	9	0	5	0	5	2	2	0	2
<b>Ungrouped</b>	<b>4</b>	<b>56</b>	<b>62</b>	<b>73</b>	<b>19</b>	<b>57</b>	<b>30</b>	<b>36</b>	<b>50</b>	<b>36</b>
<b>Total Formal Votes</b>	<b>164</b>	<b>1 352</b>	<b>473</b>	<b>1 388</b>	<b>143</b>	<b>913</b>	<b>696</b>	<b>1 815</b>	<b>2 431</b>	<b>1 342</b>
Informal Ballot Papers	8	140	23	77	13	52	62	115	140	68
<b>Total Ballot Papers</b>	<b>172</b>	<b>1 492</b>	<b>496</b>	<b>1 465</b>	<b>156</b>	<b>965</b>	<b>758</b>	<b>1 930</b>	<b>2 571</b>	<b>1 410</b>



## BRADDON first preference votes cont'd

Page 2 of 7

Candidates	Devonport West	Don	East Devonport	Edith Creek	Elliott	Forest	Forth	Gawler	Grassy	Havenview
BROOKS, Adam	259	247	393	19	33	62	99	80	10	54
ELLIS, Felix	43	34	58	9	4	14	46	16	2	16
JAENSCH, Roger	24	34	68	12	44	14	51	22	7	40
ROCKLIFF, Jeremy	343	382	546	46	74	125	210	163	29	74
RYLAH, Joan	25	52	85	20	31	35	26	26	4	18
<b>Liberal Party</b>	<b>694</b>	<b>749</b>	<b>1 150</b>	<b>106</b>	<b>186</b>	<b>250</b>	<b>432</b>	<b>307</b>	<b>52</b>	<b>202</b>
HALKETT, Cherie	1	1	2	0	0	0	1	2	0	1
HONEY, Steven	5	2	6	0	1	0	0	0	1	1
<b>T4T-Tasmanians 4 Tasmania</b>	<b>6</b>	<b>3</b>	<b>8</b>	<b>0</b>	<b>1</b>	<b>0</b>	<b>1</b>	<b>2</b>	<b>1</b>	<b>2</b>
BROAD, Shane	91	120	152	4	22	11	72	50	15	25
BULLE, Themba	35	24	48	2	27	8	10	3	4	37
DOW, Anita	94	87	143	6	45	14	37	22	3	73
KIDD, Danielle	44	38	93	1	10	9	10	13	5	25
ROBERTS, Wayne	71	62	165	1	3	2	11	2	4	4
<b>Australian Labor Party</b>	<b>335</b>	<b>331</b>	<b>601</b>	<b>14</b>	<b>107</b>	<b>44</b>	<b>140</b>	<b>90</b>	<b>31</b>	<b>164</b>
JONES, Brenton	9	6	14	1	3	1	2	2	2	1
NEAL, Brett	5	4	8	1	10	1	5	4	1	5
SALTMARSH, Glen	11	8	19	1	4	0	12	5	1	2
SWANSON, Kim	7	3	12	1	2	1	1	1	0	2
<b>Shooters, Fishers, Farmers Tas</b>	<b>32</b>	<b>21</b>	<b>53</b>	<b>4</b>	<b>19</b>	<b>3</b>	<b>20</b>	<b>12</b>	<b>4</b>	<b>10</b>
JORDAN, Scott	13	27	30	2	8	0	25	8	9	7
KINGSTON, Tom	3	3	7	0	2	0	3	0	0	2
NICHOLAS, Philip	1	5	1	0	0	1	4	3	3	0
NORBURY, Julie	2	2	9	0	0	1	1	2	2	2
O'WHEEL, Sally	3	8	3	0	1	1	11	1	0	2
<b>Tasmanian Greens</b>	<b>22</b>	<b>45</b>	<b>50</b>	<b>2</b>	<b>11</b>	<b>3</b>	<b>44</b>	<b>14</b>	<b>14</b>	<b>13</b>
FLANAGAN, Roz	10	9	23	0	6	1	2	8	7	6
FLOWERS, Rodney	5	6	17	13	5	44	6	4	1	3
LOVELL, Tim	14	7	19	0	1	1	3	8	2	3
SMITH, Colin	9	5	11	0	2	1	1	4	1	5
TIMMS, Gina	22	13	28	2	8	2	10	4	1	15
<b>Jacqui Lambie Network</b>	<b>60</b>	<b>40</b>	<b>98</b>	<b>15</b>	<b>22</b>	<b>49</b>	<b>22</b>	<b>28</b>	<b>12</b>	<b>32</b>
BEST, Brenton	23	8	48	2	2	1	7	4	1	3
GARLAND, Craig	5	5	17	14	38	33	16	8	5	12
HAMER, Liz	1	0	8	0	0	0	0	1	0	2
<b>Ungrouped</b>	<b>29</b>	<b>13</b>	<b>73</b>	<b>16</b>	<b>40</b>	<b>34</b>	<b>23</b>	<b>13</b>	<b>6</b>	<b>17</b>
<b>Total Formal Votes</b>	<b>1 178</b>	<b>1 202</b>	<b>2 033</b>	<b>157</b>	<b>386</b>	<b>383</b>	<b>682</b>	<b>466</b>	<b>120</b>	<b>440</b>
Informal Ballot Papers	87	50	193	12	18	13	21	21	14	33
<b>Total Ballot Papers</b>	<b>1 265</b>	<b>1 252</b>	<b>2 226</b>	<b>169</b>	<b>404</b>	<b>396</b>	<b>703</b>	<b>487</b>	<b>134</b>	<b>473</b>



## BRADDON first preference votes cont'd

Page 3 of 7

Candidates	Heybridge	Highclere	Irishtown	Latrobe	Marrawah	Melrose	Montello	Moorleah	Natone	North Motton
BROOKS, Adam	37	16	46	379	39	38	130	21	23	43
ELLIS, Felix	8	9	6	53	7	12	36	5	6	12
JAENSCH, Roger	15	12	16	65	8	6	74	17	5	16
ROCKLIFF, Jeremy	64	34	88	838	61	78	205	29	22	85
RYLAH, Joan	18	10	46	61	29	6	52	7	16	11
<b>Liberal Party</b>	<b>142</b>	<b>81</b>	<b>202</b>	<b>1 396</b>	<b>144</b>	<b>140</b>	<b>497</b>	<b>79</b>	<b>72</b>	<b>167</b>
HALKETT, Cherie	0	0	0	2	1	0	3	0	1	0
HONEY, Steven	0	0	0	6	0	0	2	0	0	1
<b>T4T-Tasmanians 4 Tasmania</b>	<b>0</b>	<b>0</b>	<b>0</b>	<b>8</b>	<b>1</b>	<b>0</b>	<b>5</b>	<b>0</b>	<b>1</b>	<b>1</b>
BROAD, Shane	19	10	5	221	4	16	82	5	7	42
BULLE, Themba	20	8	7	79	3	4	98	5	10	8
DOW, Anita	25	12	15	138	18	13	184	15	11	13
KIDD, Danielle	8	4	6	62	2	5	42	8	2	3
ROBERTS, Wayne	0	2	5	99	1	6	17	1	2	3
<b>Australian Labor Party</b>	<b>72</b>	<b>36</b>	<b>38</b>	<b>599</b>	<b>28</b>	<b>44</b>	<b>423</b>	<b>34</b>	<b>32</b>	<b>69</b>
JONES, Brenton	0	4	5	12	1	6	6	1	0	2
NEAL, Brett	0	5	4	13	1	1	11	0	0	3
SALTMARSH, Glen	2	1	1	31	4	3	13	3	0	8
SWANSON, Kim	0	0	1	7	1	0	5	1	1	0
<b>Shooters, Fishers, Farmers Tas</b>	<b>2</b>	<b>10</b>	<b>11</b>	<b>63</b>	<b>7</b>	<b>10</b>	<b>35</b>	<b>5</b>	<b>1</b>	<b>13</b>
JORDAN, Scott	5	0	1	22	4	6	13	5	4	15
KINGSTON, Tom	0	0	0	7	1	0	4	0	1	0
NICHOLAS, Philip	2	0	0	9	0	1	3	0	3	0
NORBURY, Julie	1	2	0	9	0	3	4	2	1	0
O'WHEEL, Sally	1	1	0	12	1	2	6	2	0	2
<b>Tasmanian Greens</b>	<b>9</b>	<b>3</b>	<b>1</b>	<b>59</b>	<b>6</b>	<b>12</b>	<b>30</b>	<b>9</b>	<b>9</b>	<b>17</b>
FLANAGAN, Roz	7	1	4	14	1	3	14	0	3	4
FLOWERS, Rodney	5	0	35	24	11	3	16	0	2	5
LOVELL, Tim	2	0	4	12	0	4	10	0	1	3
SMITH, Colin	2	1	3	14	1	1	25	12	2	3
TIMMS, Gina	13	2	1	53	0	3	28	3	6	6
<b>Jacqui Lambie Network</b>	<b>29</b>	<b>4</b>	<b>47</b>	<b>117</b>	<b>13</b>	<b>14</b>	<b>93</b>	<b>15</b>	<b>14</b>	<b>21</b>
BEST, Brenton	1	0	2	40	0	5	10	1	0	2
GARLAND, Craig	11	1	24	9	18	1	33	40	4	1
HAMER, Liz	0	0	1	4	2	1	2	0	1	0
<b>Ungrouped</b>	<b>12</b>	<b>1</b>	<b>27</b>	<b>53</b>	<b>20</b>	<b>7</b>	<b>45</b>	<b>41</b>	<b>5</b>	<b>3</b>
<b>Total Formal Votes</b>	<b>266</b>	<b>135</b>	<b>326</b>	<b>2 295</b>	<b>219</b>	<b>227</b>	<b>1 128</b>	<b>183</b>	<b>134</b>	<b>291</b>
Informal Ballot Papers	20	12	12	179	15	10	74	10	13	22
<b>Total Ballot Papers</b>	<b>286</b>	<b>147</b>	<b>338</b>	<b>2 474</b>	<b>234</b>	<b>237</b>	<b>1 202</b>	<b>193</b>	<b>147</b>	<b>313</b>



## BRADDON first preference votes cont'd

Page 4 of 7

Candidates	Penguin	Preston	Queenstown	Riana	Ridgley	Rocky Cape	Romaine	Rosebery	Shorewell Park	Sisters Beach
BROOKS, Adam	321	17	156	44	98	52	180	51	126	17
ELLIS, Felix	51	2	68	2	24	10	36	10	35	1
JAENSCH, Roger	134	4	38	9	54	31	85	12	121	27
ROCKLIFF, Jeremy	465	41	123	42	141	83	263	39	216	38
RYLAH, Joan	101	4	39	9	24	46	75	23	59	16
<b>Liberal Party</b>	<b>1 072</b>	<b>68</b>	<b>424</b>	<b>106</b>	<b>341</b>	<b>222</b>	<b>639</b>	<b>135</b>	<b>557</b>	<b>99</b>
HALKETT, Cherie	3	0	2	0	0	0	4	1	0	0
HONEY, Steven	4	0	3	0	1	1	1	1	1	0
<b>T4T-Tasmanians 4 Tasmania</b>	<b>7</b>	<b>0</b>	<b>5</b>	<b>0</b>	<b>1</b>	<b>1</b>	<b>5</b>	<b>2</b>	<b>1</b>	<b>0</b>
BROAD, Shane	189	15	34	14	35	22	84	22	95	13
BULLE, Themba	75	4	30	12	46	8	121	17	74	12
DOW, Anita	158	5	63	24	74	28	207	32	166	24
KIDD, Danielle	50	3	39	5	11	8	60	17	45	5
ROBERTS, Wayne	31	2	18	3	3	4	13	5	5	3
<b>Australian Labor Party</b>	<b>503</b>	<b>29</b>	<b>184</b>	<b>58</b>	<b>169</b>	<b>70</b>	<b>485</b>	<b>93</b>	<b>385</b>	<b>57</b>
JONES, Brenton	10	0	5	2	1	3	5	2	4	0
NEAL, Brett	14	1	11	1	9	5	9	10	4	0
SALTMARSH, Glen	9	1	6	5	5	6	12	6	2	0
SWANSON, Kim	5	1	4	2	5	1	2	2	6	0
<b>Shooters, Fishers, Farmers Tas</b>	<b>38</b>	<b>3</b>	<b>26</b>	<b>10</b>	<b>20</b>	<b>15</b>	<b>28</b>	<b>20</b>	<b>16</b>	<b>0</b>
JORDAN, Scott	56	5	8	6	8	4	6	2	19	8
KINGSTON, Tom	12	1	6	1	2	1	3	0	5	0
NICHOLAS, Philip	8	1	4	1	2	0	1	1	3	4
NORBURY, Julie	10	1	0	2	2	0	3	1	4	0
O'WHEEL, Sally	19	1	6	0	1	2	7	0	3	3
<b>Tasmanian Greens</b>	<b>105</b>	<b>9</b>	<b>24</b>	<b>10</b>	<b>15</b>	<b>7</b>	<b>20</b>	<b>4</b>	<b>34</b>	<b>15</b>
FLANAGAN, Roz	86	2	10	1	7	6	12	10	6	3
FLOWERS, Rodney	19	0	7	1	13	7	9	8	6	1
LOVELL, Tim	28	1	9	1	5	3	16	5	7	2
SMITH, Colin	11	1	5	2	7	2	17	4	12	2
TIMMS, Gina	37	1	18	4	14	2	24	4	14	1
<b>Jacqui Lambie Network</b>	<b>181</b>	<b>5</b>	<b>49</b>	<b>9</b>	<b>46</b>	<b>20</b>	<b>78</b>	<b>31</b>	<b>45</b>	<b>9</b>
BEST, Brenton	14	1	2	1	8	1	4	3	9	0
GARLAND, Craig	58	1	3	3	15	65	25	8	31	44
HAMER, Liz	4	0	12	0	0	0	4	2	1	0
<b>Ungrouped</b>	<b>76</b>	<b>2</b>	<b>17</b>	<b>4</b>	<b>23</b>	<b>66</b>	<b>33</b>	<b>13</b>	<b>41</b>	<b>44</b>
<b>Total Formal Votes</b>	<b>1 982</b>	<b>116</b>	<b>729</b>	<b>197</b>	<b>615</b>	<b>401</b>	<b>1 288</b>	<b>298</b>	<b>1 079</b>	<b>224</b>
Informal Ballot Papers	93	10	71	2	33	24	75	26	57	8
<b>Total Ballot Papers</b>	<b>2 075</b>	<b>126</b>	<b>800</b>	<b>199</b>	<b>648</b>	<b>425</b>	<b>1 363</b>	<b>324</b>	<b>1 136</b>	<b>232</b>



## BRADDON first preference votes cont'd

Page 5 of 7

Candidates	Sisters Creek	Smithton	Somerset	South Riana	Sprent	Spreyton	Stanley	Stowport	Strahan	Sulphur Creek
BROOKS, Adam	16	247	206	30	23	341	45	51	60	127
ELLIS, Felix	2	38	35	4	8	44	12	8	48	25
JAENSCH, Roger	15	100	157	11	4	51	27	22	37	51
ROCKLIFF, Jeremy	23	455	258	44	55	499	93	54	77	173
RYLAH, Joan	13	208	117	7	8	52	34	16	23	33
<b>Liberal Party</b>	<b>69</b>	<b>1048</b>	<b>773</b>	<b>96</b>	<b>98</b>	<b>987</b>	<b>211</b>	<b>151</b>	<b>245</b>	<b>409</b>
HALKETT, Cherie	0	3	5	2	0	2	0	0	2	1
HONEY, Steven	0	3	9	0	2	2	2	0	6	2
<b>T4T-Tasmanians 4 Tasmania</b>	<b>0</b>	<b>6</b>	<b>14</b>	<b>2</b>	<b>2</b>	<b>4</b>	<b>2</b>	<b>0</b>	<b>8</b>	<b>3</b>
BROAD, Shane	3	43	103	13	28	113	26	10	18	69
BULLE, Themba	2	51	107	9	1	26	14	13	16	29
DOW, Anita	10	99	210	12	16	85	20	31	19	67
KIDD, Danielle	1	23	56	4	3	39	8	7	5	20
ROBERTS, Wayne	1	12	18	2	5	77	7	1	6	5
<b>Australian Labor Party</b>	<b>17</b>	<b>228</b>	<b>494</b>	<b>40</b>	<b>53</b>	<b>340</b>	<b>75</b>	<b>62</b>	<b>64</b>	<b>190</b>
JONES, Brenton	1	6	5	4	1	11	1	6	2	3
NEAL, Brett	2	9	12	3	1	10	1	3	3	6
SALTMARSH, Glen	1	7	11	2	2	24	5	3	11	13
SWANSON, Kim	0	6	10	0	0	4	1	3	3	1
<b>Shooters, Fishers, Farmers Tas</b>	<b>4</b>	<b>28</b>	<b>38</b>	<b>9</b>	<b>4</b>	<b>49</b>	<b>8</b>	<b>15</b>	<b>19</b>	<b>23</b>
JORDAN, Scott	12	10	20	5	4	20	10	6	8	11
KINGSTON, Tom	0	0	5	0	2	2	5	0	0	2
NICHOLAS, Philip	1	1	2	0	2	7	2	0	0	4
NORBURY, Julie	1	3	5	1	1	8	1	0	2	2
O'WHEEL, Sally	1	5	3	2	1	7	4	0	2	4
<b>Tasmanian Greens</b>	<b>15</b>	<b>19</b>	<b>35</b>	<b>8</b>	<b>10</b>	<b>44</b>	<b>22</b>	<b>6</b>	<b>12</b>	<b>23</b>
FLANAGAN, Roz	1	4	22	15	7	14	1	4	4	10
FLOWERS, Rodney	3	64	21	4	5	10	10	4	6	1
LOVELL, Tim	0	3	16	2	3	18	4	2	1	5
SMITH, Colin	1	3	24	0	3	11	1	1	3	3
TIMMS, Gina	1	19	46	5	3	26	0	13	6	12
<b>Jacqui Lambie Network</b>	<b>6</b>	<b>93</b>	<b>129</b>	<b>26</b>	<b>21</b>	<b>79</b>	<b>16</b>	<b>24</b>	<b>20</b>	<b>31</b>
BEST, Brenton	2	8	12	4	4	19	4	1	2	9
GARLAND, Craig	19	109	93	1	0	14	56	9	9	15
HAMER, Liz	0	3	3	0	0	4	1	0	18	2
<b>Ungrouped</b>	<b>21</b>	<b>120</b>	<b>108</b>	<b>5</b>	<b>4</b>	<b>37</b>	<b>61</b>	<b>10</b>	<b>29</b>	<b>26</b>
<b>Total Formal Votes</b>	<b>132</b>	<b>1542</b>	<b>1591</b>	<b>186</b>	<b>192</b>	<b>1540</b>	<b>395</b>	<b>268</b>	<b>397</b>	<b>705</b>
Informal Ballot Papers	10	114	101	14	10	91	18	17	21	40
<b>Total Ballot Papers</b>	<b>142</b>	<b>1656</b>	<b>1692</b>	<b>200</b>	<b>202</b>	<b>1631</b>	<b>413</b>	<b>285</b>	<b>418</b>	<b>745</b>



## BRADDON first preference votes cont'd

Page 6 of 7

Candidates	Tullah	Turners Beach	Ulverstone Central	Ulverstone East	Ulverstone South	Waratah	West Ulverstone	Wivenhoe	Wynyard Central	Wynyard West
BROOKS, Adam	31	160	178	163	433	16	291	92	192	132
ELLIS, Felix	3	17	31	23	69	2	45	7	38	23
JAENSCH, Roger	9	56	59	47	122	7	89	62	344	198
ROCKLIFF, Jeremy	24	278	365	283	627	19	415	107	385	205
RYLAH, Joan	4	44	50	49	101	8	91	35	129	68
<b>Liberal Party</b>	<b>71</b>	<b>555</b>	<b>683</b>	<b>565</b>	<b>1352</b>	<b>52</b>	<b>931</b>	<b>303</b>	<b>1088</b>	<b>626</b>
HALKETT, Cherie	0	0	1	2	3	1	3	2	3	1
HONEY, Steven	0	1	1	1	5	2	6	1	3	2
<b>T4T-Tasmanians 4 Tasmania</b>	<b>0</b>	<b>1</b>	<b>2</b>	<b>3</b>	<b>8</b>	<b>3</b>	<b>9</b>	<b>3</b>	<b>6</b>	<b>3</b>
BROAD, Shane	1	111	137	129	347	12	234	24	134	76
BULLE, Themba	6	11	25	27	47	22	41	36	94	70
DOW, Anita	6	61	73	65	142	18	87	68	249	139
KIDD, Danielle	3	22	29	25	89	6	80	14	76	52
ROBERTS, Wayne	2	24	16	27	44	2	39	5	44	16
<b>Australian Labor Party</b>	<b>18</b>	<b>229</b>	<b>280</b>	<b>273</b>	<b>669</b>	<b>60</b>	<b>481</b>	<b>147</b>	<b>597</b>	<b>353</b>
JONES, Brenton	0	2	2	5	13	2	10	1	5	3
NEAL, Brett	1	1	0	5	13	3	6	0	12	12
SALTMARSH, Glen	1	6	8	2	11	1	10	0	7	10
SWANSON, Kim	0	3	2	3	7	1	1	2	3	6
<b>Shooters, Fishers, Farmers Tas</b>	<b>2</b>	<b>12</b>	<b>12</b>	<b>15</b>	<b>44</b>	<b>7</b>	<b>27</b>	<b>3</b>	<b>27</b>	<b>31</b>
JORDAN, Scott	3	13	22	9	43	0	27	6	40	29
KINGSTON, Tom	1	3	3	3	11	1	3	5	5	4
NICHOLAS, Philip	0	3	2	1	7	1	4	0	6	1
NORBURY, Julie	1	5	8	5	10	1	10	1	10	6
O'WHEEL, Sally	0	7	9	5	13	0	5	2	9	3
<b>Tasmanian Greens</b>	<b>5</b>	<b>31</b>	<b>44</b>	<b>23</b>	<b>84</b>	<b>3</b>	<b>49</b>	<b>14</b>	<b>70</b>	<b>43</b>
FLANAGAN, Roz	2	10	7	12	16	2	19	7	11	8
FLOWERS, Rodney	5	7	7	8	13	1	10	8	26	13
LOVELL, Tim	2	11	14	15	40	6	26	3	18	10
SMITH, Colin	0	7	10	7	18	1	12	3	45	29
TIMMS, Gina	3	11	18	15	40	3	27	8	32	39
<b>Jacqui Lambie Network</b>	<b>12</b>	<b>46</b>	<b>56</b>	<b>57</b>	<b>127</b>	<b>13</b>	<b>94</b>	<b>29</b>	<b>132</b>	<b>99</b>
BEST, Brenton	0	4	6	7	14	0	11	3	7	1
GARLAND, Craig	9	17	11	5	26	4	13	23	221	158
HAMER, Liz	0	1	1	0	4	0	1	0	3	0
<b>Ungrouped</b>	<b>9</b>	<b>22</b>	<b>18</b>	<b>12</b>	<b>44</b>	<b>4</b>	<b>25</b>	<b>26</b>	<b>231</b>	<b>159</b>
<b>Total Formal Votes</b>	<b>117</b>	<b>896</b>	<b>1095</b>	<b>948</b>	<b>2328</b>	<b>142</b>	<b>1616</b>	<b>525</b>	<b>2151</b>	<b>1314</b>
Informal Ballot Papers	8	37	59	58	144	7	107	40	147	51
<b>Total Ballot Papers</b>	<b>125</b>	<b>933</b>	<b>1154</b>	<b>1006</b>	<b>2472</b>	<b>149</b>	<b>1723</b>	<b>565</b>	<b>2298</b>	<b>1365</b>





## BRADDON first preference votes cont'd

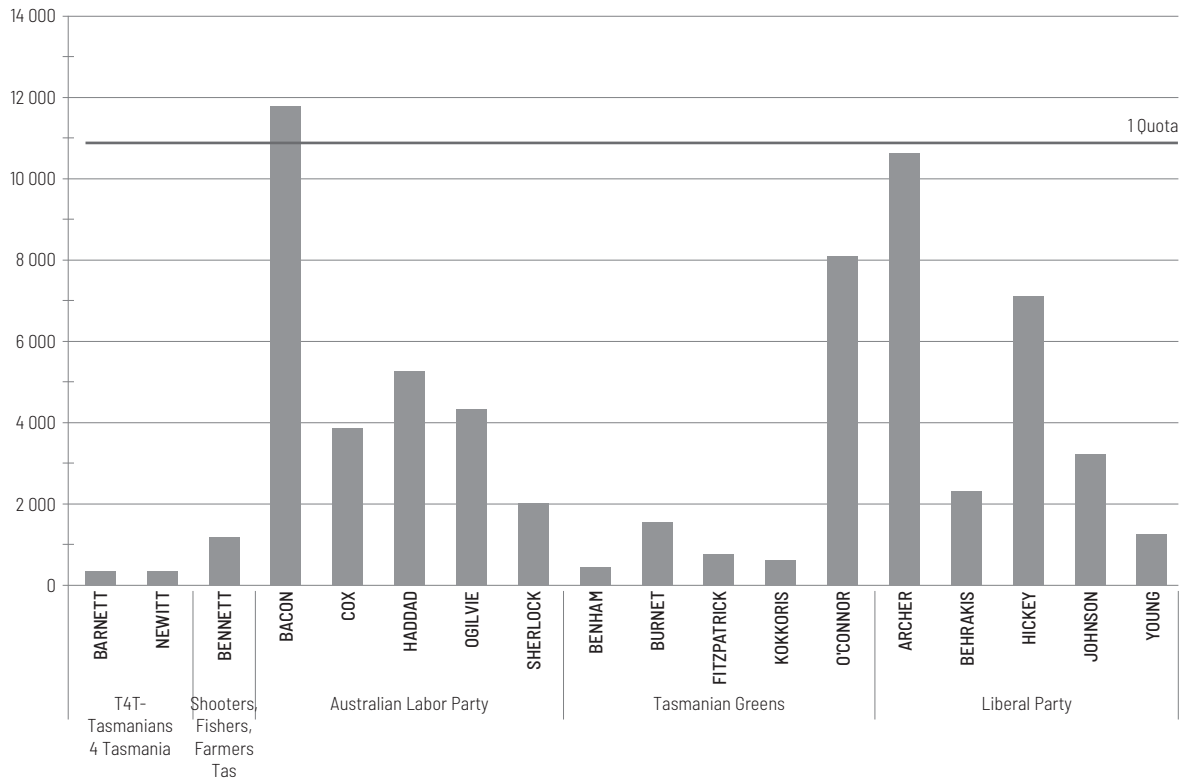
Page 7 of 7

Candidates	Yolla	Zeehan	Total Ordinary Votes	Special votes					Total
				Out of Division Votes	Mobile Votes	Postal Votes	Pre-Poll Votes	Provisional Votes	
BROOKS, Adam	47	93	7 704	399	127	420	1321	33	10 004
ELLIS, Felix	4	17	1 449	68	22	84	215	4	1 842
JAENSCH, Roger	27	13	3 267	122	42	196	537	7	4 171
ROCKLIFF, Jeremy	79	46	12 198	515	329	1 113	2 420	37	16 612
RYLAH, Joan	21	19	2 558	95	77	183	515	8	3 436
<b>Liberal Party</b>	<b>178</b>	<b>188</b>	<b>27 176</b>	<b>1 199</b>	<b>597</b>	<b>1 996</b>	<b>5 008</b>	<b>89</b>	<b>36 065</b>
HALKETT, Cherie	2	3	84	1	0	7	19	1	112
HONEY, Steven	0	2	124	4	2	11	22	1	164
<b>T4T-Tasmanians 4 Tasmania</b>	<b>2</b>	<b>5</b>	<b>208</b>	<b>5</b>	<b>2</b>	<b>18</b>	<b>41</b>	<b>2</b>	<b>276</b>
BROAD, Shane	15	16	4 049	174	92	311	692	18	5 336
BULLE, Themba	17	20	2 066	62	54	183	378	14	2 757
DOW, Anita	38	32	4 287	158	102	307	766	17	5 637
KIDD, Danielle	8	13	1 673	65	35	85	242	13	2 113
ROBERTS, Wayne	0	11	1 316	63	30	103	191	6	1 709
<b>Australian Labor Party</b>	<b>78</b>	<b>92</b>	<b>13 391</b>	<b>522</b>	<b>313</b>	<b>989</b>	<b>2 269</b>	<b>68</b>	<b>17 552</b>
JONES, Brenton	4	2	252	17	2	19	37	3	330
NEAL, Brett	25	6	343	31	5	28	49	3	459
SALTMARSH, Glen	6	3	408	33	7	46	86	0	580
SWANSON, Kim	3	2	177	19	0	12	33	1	242
<b>Shooters, Fishers, Farmers Tas</b>	<b>38</b>	<b>13</b>	<b>1 180</b>	<b>100</b>	<b>14</b>	<b>105</b>	<b>205</b>	<b>7</b>	<b>1 611</b>
JORDAN, Scott	3	5	882	72	13	82	149	7	1 205
KINGSTON, Tom	2	1	170	20	3	14	28	3	238
NICHOLAS, Philip	1	1	142	24	1	20	20	0	207
NORBURY, Julie	2	2	201	19	5	33	35	2	295
O'WHEEL, Sally	0	2	247	28	8	27	41	1	352
<b>Tasmanian Greens</b>	<b>8</b>	<b>11</b>	<b>1 642</b>	<b>163</b>	<b>30</b>	<b>176</b>	<b>273</b>	<b>13</b>	<b>2 297</b>
FLANAGAN, Roz	3	5	527	18	7	43	85	2	682
FLOWERS, Rodney	4	7	581	22	18	52	141	4	818
LOVELL, Tim	3	5	464	13	17	37	76	3	610
SMITH, Colin	5	8	435	15	7	37	60	2	556
TIMMS, Gina	7	9	851	25	21	73	165	4	1 139
<b>Jacqui Lambie Network</b>	<b>22</b>	<b>34</b>	<b>2 858</b>	<b>93</b>	<b>70</b>	<b>242</b>	<b>527</b>	<b>15</b>	<b>3 805</b>
BEST, Brenton	0	2	434	20	4	46	89	0	593
GARLAND, Craig	32	5	1 683	43	5	53	176	7	1 967
HAMER, Liz	0	2	115	6	1	7	12	0	141
<b>Ungrouped</b>	<b>32</b>	<b>9</b>	<b>2 232</b>	<b>69</b>	<b>10</b>	<b>106</b>	<b>277</b>	<b>7</b>	<b>2 701</b>
<b>Total Formal Votes</b>	<b>358</b>	<b>352</b>	<b>48 687</b>	<b>2 151</b>	<b>1 036</b>	<b>3 632</b>	<b>8 600</b>	<b>201</b>	<b>64 307</b>
Informal Ballot Papers	25	15	3 060	138	78	99	402	14	3 791
<b>Total Ballot Papers</b>	<b>383</b>	<b>367</b>	<b>51 747</b>	<b>2 289</b>	<b>1 114</b>	<b>3 731</b>	<b>9 002</b>	<b>215</b>	<b>68 098</b>

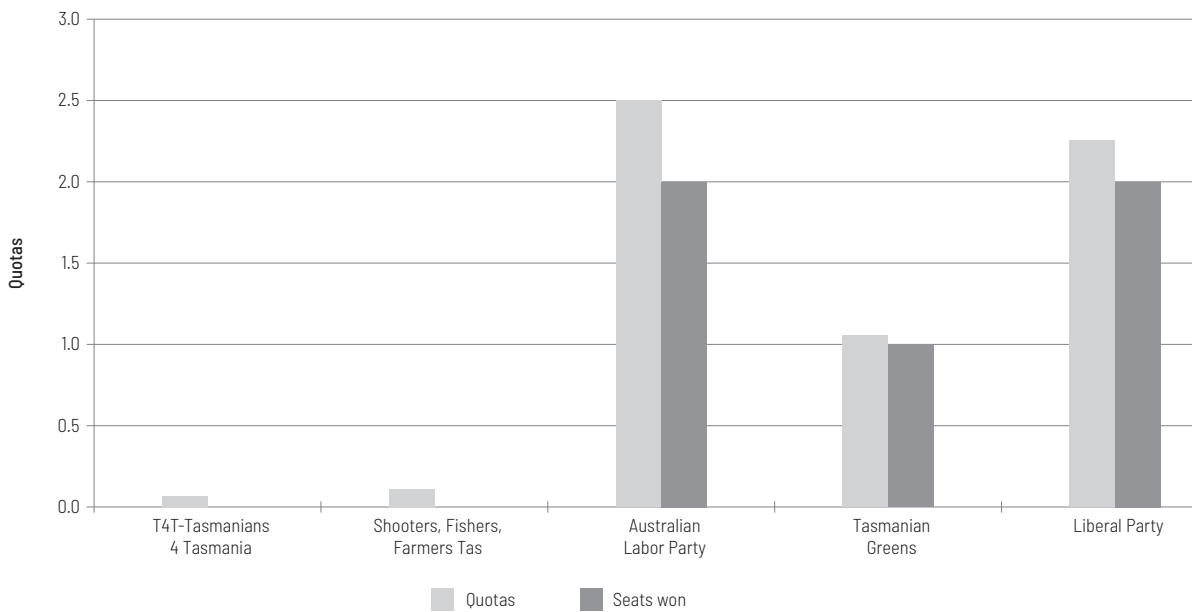
# Division of DENISON



## Candidate first preference totals



## Number of quotas attained compared with seats won



## DENISON first preference votes cont'd

Page 1 of 5

Candidates	Austins Ferry	Battery Point	Battery Point West	Cascades	Chigwell	Claremont	Collinsvale	Dynmyrne	Fern Tree	Glenorchy
BARNETT, Alan	11	4	3	5	8	20	0	3	0	27
NEWITT, Rob	11	3	2	6	8	22	6	6	0	25
<b>T4T-Tasmanians 4 Tasmania</b>	<b>22</b>	<b>7</b>	<b>5</b>	<b>11</b>	<b>16</b>	<b>42</b>	<b>6</b>	<b>9</b>	<b>0</b>	<b>52</b>
BENNETT, Lorraine	40	6	11	10	34	98	16	8	6	67
<b>Shooters, Fishers, Farmers Tas</b>	<b>40</b>	<b>6</b>	<b>11</b>	<b>10</b>	<b>34</b>	<b>98</b>	<b>16</b>	<b>8</b>	<b>6</b>	<b>67</b>
BACON, Scott	356	84	109	99	355	706	81	107	51	812
COX, Tim	71	53	44	50	51	104	24	72	24	137
HADDAD, Ella	73	75	66	113	84	161	22	95	47	191
OGILVIE, Madeleine	117	48	55	85	96	188	23	78	42	171
SHERLOCK, Zelinda	34	21	29	45	47	79	9	29	11	78
<b>Australian Labor Party</b>	<b>651</b>	<b>281</b>	<b>303</b>	<b>392</b>	<b>633</b>	<b>1 238</b>	<b>159</b>	<b>381</b>	<b>175</b>	<b>1 389</b>
BENHAM, Aaron	2	11	10	19	1	7	0	9	8	12
BURNET, Helen	9	24	24	74	8	18	11	45	38	23
FITZPATRICK, Mel	4	11	8	35	5	12	4	16	11	19
KOKKORIS, Rose	7	11	11	11	3	9	3	7	15	14
O'CONNOR, Cassy	46	140	149	355	42	97	26	202	188	132
<b>Tasmanian Greens</b>	<b>68</b>	<b>197</b>	<b>202</b>	<b>494</b>	<b>59</b>	<b>143</b>	<b>44</b>	<b>279</b>	<b>260</b>	<b>200</b>
ARCHER, Elise	322	145	123	104	168	386	45	184	39	430
BEHRAKIS, Simon	41	49	45	30	32	71	9	49	26	85
HICKEY, Sue	173	114	91	82	112	277	34	112	21	238
JOHNSON, Kristy	156	22	14	17	106	248	29	19	9	234
YOUNG, Dean	46	12	14	8	24	56	5	16	5	74
<b>Liberal Party</b>	<b>738</b>	<b>342</b>	<b>287</b>	<b>241</b>	<b>442</b>	<b>1 038</b>	<b>122</b>	<b>380</b>	<b>100</b>	<b>1 061</b>
<b>Total Formal Votes</b>	<b>1 519</b>	<b>833</b>	<b>808</b>	<b>1 148</b>	<b>1 184</b>	<b>2 559</b>	<b>347</b>	<b>1 057</b>	<b>541</b>	<b>2 769</b>
Informal Ballot Papers	70	34	13	25	100	197	26	32	10	198
<b>Total Ballot Papers</b>	<b>1 589</b>	<b>867</b>	<b>821</b>	<b>1 173</b>	<b>1 284</b>	<b>2 756</b>	<b>373</b>	<b>1 089</b>	<b>551</b>	<b>2 967</b>



## DENISON first preference votes cont'd

Page 2 of 5

Candidates	Glensorchy Central	Goodwood	Hobart City	Kingston (Denison)	Lenah Valley	Lower Sandy Bay	Lutana	Merton	Moonah	Moonah East
BARNETT, Alan	12	4	5	0	10	1	4	16	7	7
NEWITT, Rob	11	2	7	1	9	3	8	15	7	16
<b>T4T-Tasmanians 4 Tasmania</b>	<b>23</b>	<b>6</b>	<b>12</b>	<b>1</b>	<b>19</b>	<b>4</b>	<b>12</b>	<b>31</b>	<b>14</b>	<b>23</b>
BENNETT, Lorraine	25	9	10	10	31	8	15	44	20	26
<b>Shooters, Fishers, Farmers Tas</b>	<b>25</b>	<b>9</b>	<b>10</b>	<b>10</b>	<b>31</b>	<b>8</b>	<b>15</b>	<b>44</b>	<b>20</b>	<b>26</b>
BACON, Scott	375	170	104	79	399	141	207	469	352	276
COX, Tim	68	18	51	23	177	78	74	83	106	72
HADDAD, Ella	79	33	96	54	336	60	79	142	96	136
OGILVIE, Madeleine	92	42	59	40	153	99	54	122	109	65
SHERLOCK, Zelinda	47	34	23	22	73	33	46	65	41	70
<b>Australian Labor Party</b>	<b>661</b>	<b>297</b>	<b>333</b>	<b>218</b>	<b>1138</b>	<b>411</b>	<b>460</b>	<b>881</b>	<b>704</b>	<b>619</b>
BENHAM, Aaron	8	0	13	4	16	10	3	7	10	8
BURNET, Helen	12	2	46	15	64	25	11	16	25	25
FITZPATRICK, Mel	10	1	23	15	27	6	11	6	10	18
KOKKORIS, Rose	8	4	23	14	37	10	12	10	11	9
O'CONNOR, Cassy	86	22	162	64	330	152	93	79	154	127
<b>Tasmanian Greens</b>	<b>124</b>	<b>29</b>	<b>267</b>	<b>112</b>	<b>474</b>	<b>203</b>	<b>130</b>	<b>118</b>	<b>210</b>	<b>187</b>
ARCHER, Elise	198	69	85	96	400	347	141	250	297	191
BEHRAKIS, Simon	39	15	22	29	106	128	33	48	48	48
HICKEY, Sue	137	38	64	61	273	244	74	175	123	94
JOHNSON, Kristy	105	36	19	24	75	42	60	109	97	63
YOUNG, Dean	39	11	13	13	45	40	20	22	29	25
<b>Liberal Party</b>	<b>518</b>	<b>169</b>	<b>203</b>	<b>223</b>	<b>899</b>	<b>801</b>	<b>328</b>	<b>604</b>	<b>594</b>	<b>421</b>
<b>Total Formal Votes</b>	<b>1 351</b>	<b>510</b>	<b>825</b>	<b>564</b>	<b>2 561</b>	<b>1 427</b>	<b>945</b>	<b>1 678</b>	<b>1 542</b>	<b>1 276</b>
Informal Ballot Papers	94	43	20	20	110	37	50	124	83	96
<b>Total Ballot Papers</b>	<b>1 445</b>	<b>553</b>	<b>845</b>	<b>584</b>	<b>2 671</b>	<b>1 464</b>	<b>995</b>	<b>1 802</b>	<b>1 625</b>	<b>1 372</b>



## DENISON first preference votes cont'd

Page 3 of 5

Candidates	Moonah North	Mount Nelson	Mount Stuart	New Town	New Town West	North Hobart Central	Roseneath	Rosetta	Sandfly (Denison)	Sandy Bay
BARNETT, Alan	9	7	4	5	7	5	4	0	4	6
NEWITT, Rob	17	4	3	2	10	9	14	0	6	4
<b>T4T-Tasmanians 4 Tasmania</b>	<b>26</b>	<b>11</b>	<b>7</b>	<b>7</b>	<b>17</b>	<b>14</b>	<b>18</b>	<b>0</b>	<b>10</b>	<b>10</b>
BENNETT, Lorraine	37	16	6	15	21	13	32	14	12	16
<b>Shooters, Fishers, Farmers Tas</b>	<b>37</b>	<b>16</b>	<b>6</b>	<b>15</b>	<b>21</b>	<b>13</b>	<b>32</b>	<b>14</b>	<b>12</b>	<b>16</b>
BACON, Scott	334	134	118	142	296	249	198	113	27	140
COX, Tim	92	92	109	80	172	123	29	28	17	98
HADDAD, Ella	162	86	129	158	230	216	49	47	20	73
OGILVIE, Madeleine	102	120	56	86	145	101	41	25	9	94
SHERLOCK, Zelinda	80	46	17	37	63	50	17	16	8	33
<b>Australian Labor Party</b>	<b>770</b>	<b>478</b>	<b>429</b>	<b>503</b>	<b>906</b>	<b>739</b>	<b>334</b>	<b>229</b>	<b>81</b>	<b>438</b>
BENHAM, Aaron	8	6	7	4	8	22	0	1	2	10
BURNET, Helen	18	42	40	26	52	73	1	7	5	27
FITZPATRICK, Mel	21	18	11	13	21	25	7	2	2	21
KOKKORIS, Rose	13	9	7	14	14	20	2	4	3	10
O'CONNOR, Cassy	127	238	169	195	249	287	25	27	49	168
<b>Tasmanian Greens</b>	<b>187</b>	<b>313</b>	<b>234</b>	<b>252</b>	<b>344</b>	<b>427</b>	<b>35</b>	<b>41</b>	<b>61</b>	<b>236</b>
ARCHER, Elise	217	261	129	171	312	141	109	72	48	331
BEHRAKIS, Simon	49	69	24	51	63	50	16	15	9	69
HICKEY, Sue	123	144	93	111	208	131	60	62	31	226
JOHNSON, Kristy	110	24	21	32	41	27	67	38	5	27
YOUNG, Dean	41	13	6	23	21	19	10	7	10	20
<b>Liberal Party</b>	<b>540</b>	<b>511</b>	<b>273</b>	<b>388</b>	<b>645</b>	<b>368</b>	<b>262</b>	<b>194</b>	<b>103</b>	<b>673</b>
<b>Total Formal Votes</b>	<b>1 560</b>	<b>1 329</b>	<b>949</b>	<b>1 165</b>	<b>1 933</b>	<b>1 561</b>	<b>681</b>	<b>478</b>	<b>267</b>	<b>1 373</b>
Informal Ballot Papers	71	35	20	27	67	49	34	21	12	31
<b>Total Ballot Papers</b>	<b>1 631</b>	<b>1 364</b>	<b>969</b>	<b>1 192</b>	<b>2 000</b>	<b>1 610</b>	<b>715</b>	<b>499</b>	<b>279</b>	<b>1 404</b>



## DENISON first preference votes cont'd

Page 4 of 5

Candidates	Sandy Bay Beach	South Hobart	Taroona	Wairnea Heights	West Hobart	West Hobart Central	West Hobart South	Windermere
BARNETT, Alan	3	7	2	2	7	2	9	4
NEWITT, Rob	1	2	8	2	1	9	1	6
<b>T4T-Tasmanians 4 Tasmania</b>	<b>4</b>	<b>9</b>	<b>10</b>	<b>4</b>	<b>8</b>	<b>11</b>	<b>10</b>	<b>10</b>
BENNETT, Lorraine	9	9	11	5	7	15	9	32
<b>Shooters, Fishers, Farmers Tas</b>	<b>9</b>	<b>9</b>	<b>11</b>	<b>5</b>	<b>7</b>	<b>15</b>	<b>9</b>	<b>32</b>
BACON, Scott	49	119	144	60	130	226	113	304
COX, Tim	32	69	79	44	68	146	84	48
HADDAD, Ella	25	116	156	47	113	286	132	57
OGILVIE, Madeleine	48	116	146	58	44	103	54	65
SHERLOCK, Zelinda	13	79	25	32	34	45	51	44
<b>Australian Labor Party</b>	<b>167</b>	<b>499</b>	<b>550</b>	<b>241</b>	<b>389</b>	<b>806</b>	<b>434</b>	<b>518</b>
BENHAM, Aaron	3	16	5	9	8	25	17	7
BURNET, Helen	15	66	55	17	28	74	51	6
FITZPATRICK, Mel	5	23	26	11	24	19	15	1
KOKKORIS, Rose	5	16	13	7	16	23	10	5
O'CONNOR, Cassy	54	325	371	106	180	365	274	31
<b>Tasmanian Greens</b>	<b>82</b>	<b>446</b>	<b>470</b>	<b>150</b>	<b>256</b>	<b>506</b>	<b>367</b>	<b>50</b>
ARCHER, Elise	176	172	194	248	107	270	100	129
BEHRAKIS, Simon	44	43	42	55	25	50	25	15
HICKEY, Sue	124	102	130	157	77	191	85	97
JOHNSON, Kristy	21	21	28	25	18	39	21	107
YOUNG, Dean	17	9	24	13	17	28	16	20
<b>Liberal Party</b>	<b>382</b>	<b>347</b>	<b>418</b>	<b>498</b>	<b>244</b>	<b>578</b>	<b>247</b>	<b>368</b>
<b>Total Formal Votes</b>	<b>644</b>	<b>1 310</b>	<b>1 459</b>	<b>898</b>	<b>904</b>	<b>1 916</b>	<b>1 067</b>	<b>978</b>
Informal Ballot Papers	28	38	35	23	27	51	16	68
<b>Total Ballot Papers</b>	<b>672</b>	<b>1 348</b>	<b>1 494</b>	<b>921</b>	<b>931</b>	<b>1 967</b>	<b>1 083</b>	<b>1 046</b>



**DENISON first preference votes cont'd**

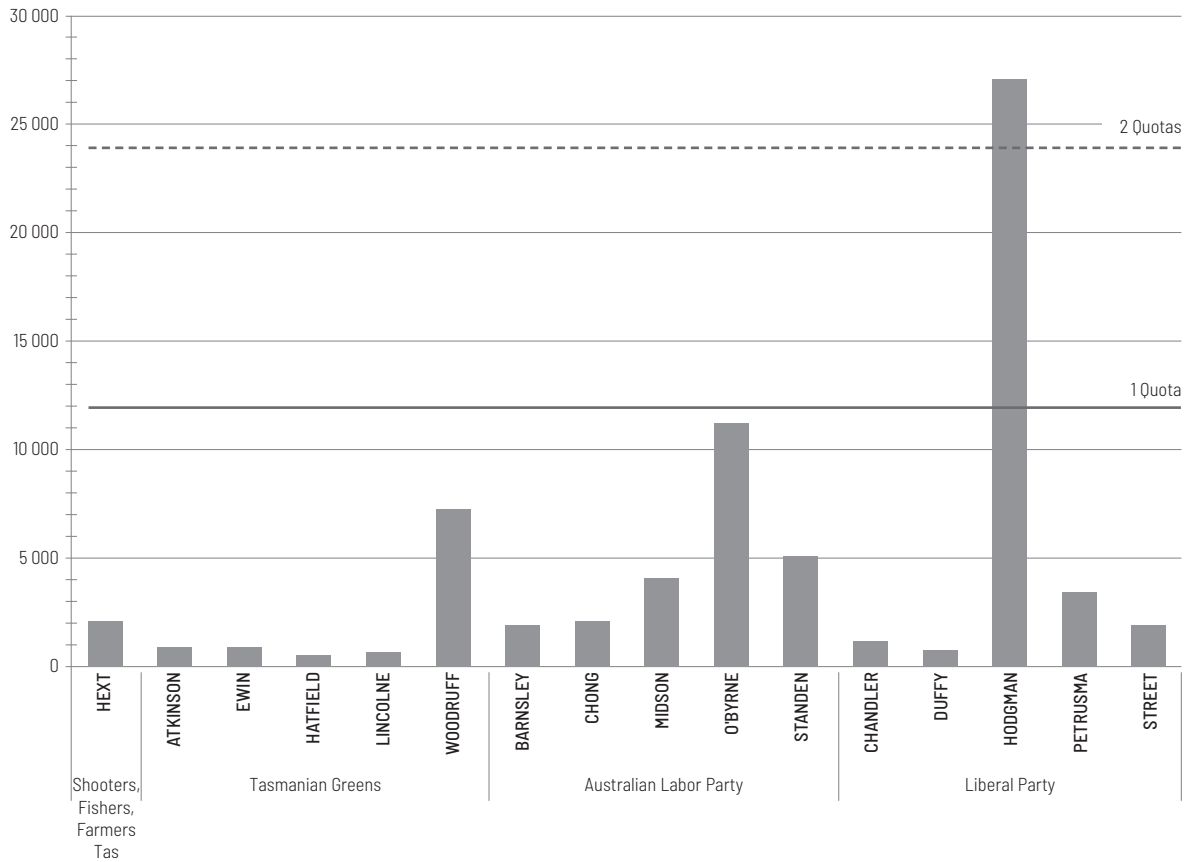
Page 5 of 5

Candidates	Total Ordinary Votes	Special votes					Total
		Out of Division Votes	Mobile Votes	Postal Votes	Pre-Poll Votes	Provisional Votes	
BARNETT, Alan	234	37	1	24	49	2	347
NEWITT, Rob	267	26	7	22	40	0	362
<b>T4T-Tasmanians 4 Tasmania</b>	<b>501</b>	<b>63</b>	<b>8</b>	<b>46</b>	<b>89</b>	<b>2</b>	<b>709</b>
BENNETT, Lorraine	773	169	7	83	152	6	1190
<b>Shooters, Fishers, Farmers Tas</b>	<b>773</b>	<b>169</b>	<b>7</b>	<b>83</b>	<b>152</b>	<b>6</b>	<b>1190</b>
BACON, Scott	8 228	624	183	879	1 815	69	11 798
COX, Tim	2 790	257	49	262	483	19	3 860
HADDAD, Ella	4 140	324	46	189	554	35	5 288
OGILVIE, Madeleine	3 151	287	60	263	549	30	4 340
SHERLOCK, Zelinda	1 526	120	30	83	221	18	1 998
<b>Australian Labor Party</b>	<b>19 835</b>	<b>1 612</b>	<b>368</b>	<b>1 676</b>	<b>3 622</b>	<b>171</b>	<b>27 284</b>
BENHAM, Aaron	316	54	3	34	56	2	465
BURNET, Helen	1 118	107	14	86	201	6	1 532
FITZPATRICK, Mel	517	72	3	56	82	3	733
KOKKORIS, Rose	420	52	3	36	88	4	603
O'CONNOR, Cassy	5 886	589	70	433	1 057	60	8 095
<b>Tasmanian Greens</b>	<b>8 257</b>	<b>874</b>	<b>93</b>	<b>645</b>	<b>1 484</b>	<b>75</b>	<b>11 428</b>
ARCHER, Elise	7 207	632	242	903	1 603	40	10 627
BEHRAKIS, Simon	1 667	169	36	139	295	11	2 317
HICKEY, Sue	4 689	571	178	593	1 083	28	7 142
JOHNSON, Kristy	2 156	227	75	232	524	20	3 234
YOUNG, Dean	831	106	42	104	172	5	1 260
<b>Liberal Party</b>	<b>16 550</b>	<b>1 705</b>	<b>573</b>	<b>1 971</b>	<b>3 677</b>	<b>104</b>	<b>24 580</b>
<b>Total Formal Votes</b>	<b>45 916</b>	<b>4 423</b>	<b>1 049</b>	<b>4 421</b>	<b>9 024</b>	<b>358</b>	<b>65 191</b>
Informal Ballot Papers	2 035	241	67	96	376	20	2 835
<b>Total Ballot Papers</b>	<b>47 951</b>	<b>4 664</b>	<b>1 116</b>	<b>4 517</b>	<b>9 400</b>	<b>378</b>	<b>68 026</b>

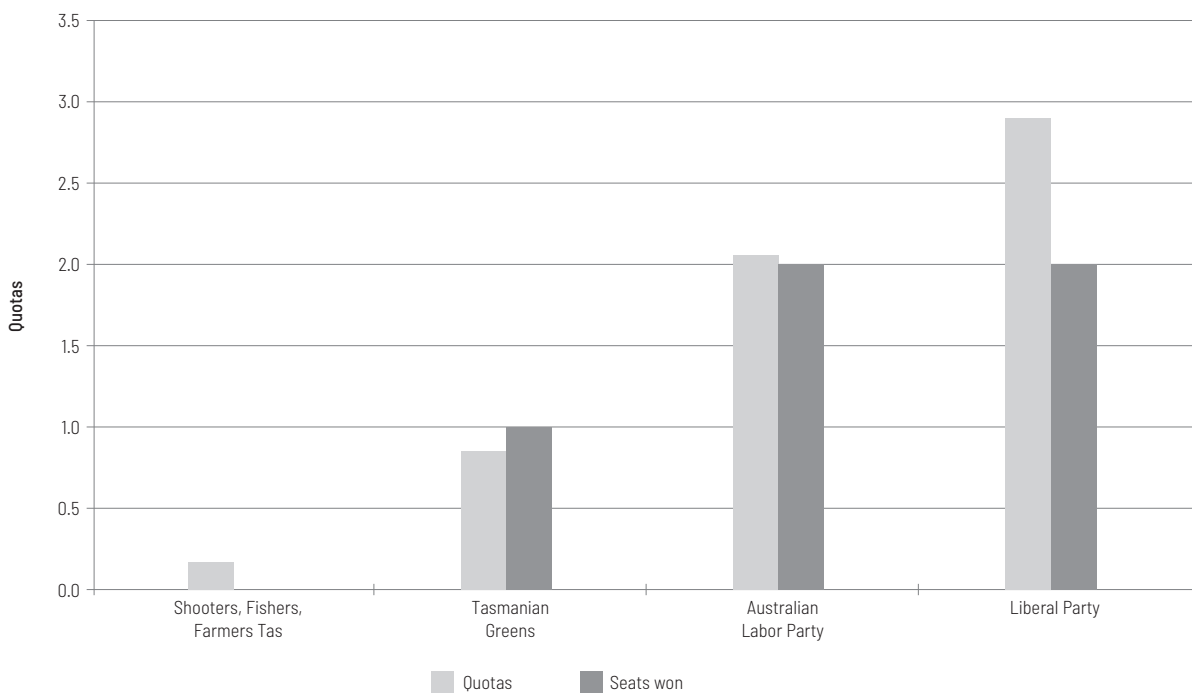
# Division of FRANKLIN



## Candidate first preference totals



## Number of quotas attained compared with seats won





## FRANKLIN first preference votes

Page 1 of 5

Candidates	Adventure Bay	Alannah	Barnes Bay	Bellerive	Blackmans Bay	Cambridge	Clarence	Clarendon Vale	Cradoc	Cygnets
HEXT, Brendon	3	5	1	29	44	26	32	39	15	42
<b>Shooters, Fishers, Farmers Tas</b>	<b>3</b>	<b>5</b>	<b>1</b>	<b>29</b>	<b>44</b>	<b>26</b>	<b>32</b>	<b>39</b>	<b>15</b>	<b>42</b>
ATKINSON, Richard	1	3	2	19	43	9	22	8	3	33
EWIN, Holly	4	4	1	23	43	14	21	1	6	35
HATFIELD, Lachlan	4	7	0	8	21	5	16	4	2	25
LINCOLNE, Ross	2	6	2	19	23	5	10	9	6	26
WOODRUFF, Rosalie	20	36	11	225	348	82	186	13	97	533
<b>Tasmanian Greens</b>	<b>31</b>	<b>56</b>	<b>16</b>	<b>294</b>	<b>478</b>	<b>115</b>	<b>255</b>	<b>35</b>	<b>114</b>	<b>652</b>
BARNESLEY, Kathryn	8	8	15	28	89	32	51	28	4	53
CHONG, Heather	3	5	1	50	58	62	53	34	9	49
MIDSON, Kevin	10	7	1	123	93	71	161	94	15	61
O'BYRNE, David	37	37	12	258	460	239	278	171	45	191
STANDEN, Alison	8	11	7	166	196	84	210	73	30	81
<b>Australian Labor Party</b>	<b>66</b>	<b>68</b>	<b>36</b>	<b>625</b>	<b>896</b>	<b>488</b>	<b>753</b>	<b>400</b>	<b>103</b>	<b>435</b>
CHANDLER, Claire	2	4	0	45	33	25	30	13	6	25
DUFFY, Simon	1	4	2	10	30	8	17	10	4	18
HODGMAN, Will	70	121	20	687	1030	704	682	225	190	502
PETRUSMA, Jacquie	1	7	0	70	102	88	96	56	25	87
STREET, Nic	6	13	1	34	92	29	32	9	22	59
<b>Liberal Party</b>	<b>80</b>	<b>149</b>	<b>23</b>	<b>846</b>	<b>1287</b>	<b>854</b>	<b>857</b>	<b>313</b>	<b>247</b>	<b>691</b>
<b>Total Formal Votes</b>	<b>180</b>	<b>278</b>	<b>76</b>	<b>1794</b>	<b>2705</b>	<b>1483</b>	<b>1897</b>	<b>787</b>	<b>479</b>	<b>1820</b>
Informal Ballot Papers	4	8	1	54	104	49	51	73	20	77
<b>Total Ballot Papers</b>	<b>184</b>	<b>286</b>	<b>77</b>	<b>1848</b>	<b>2809</b>	<b>1532</b>	<b>1948</b>	<b>860</b>	<b>499</b>	<b>1897</b>



## FRANKLIN first preference votes cont'd

Page 2 of 5

Candidates	Dover	Franklin	Geeveston	Geilston Bay	Glen Huon	Howden	Howrah	Huonville	Judbury	Kettering	Kingston (Franklin)
HEXT, Brendon	34	21	46	49	11	12	50	66	17	18	40
<b>Shooters, Fishers, Farmers Tas</b>	<b>34</b>	<b>21</b>	<b>46</b>	<b>49</b>	<b>11</b>	<b>12</b>	<b>50</b>	<b>66</b>	<b>17</b>	<b>18</b>	<b>40</b>
ATKINSON, Richard	4	13	9	17	2	9	12	12	8	21	42
EWIN, Holly	6	9	12	20	2	6	24	12	2	8	35
HATFIELD, Lachlan	5	3	4	15	0	4	18	10	1	6	25
LINCOLNE, Ross	5	8	7	18	2	7	19	11	5	13	19
WOODRUFF, Rosalie	69	137	106	113	40	81	154	158	32	108	242
<b>Tasmanian Greens</b>	<b>89</b>	<b>170</b>	<b>138</b>	<b>183</b>	<b>46</b>	<b>107</b>	<b>227</b>	<b>203</b>	<b>48</b>	<b>156</b>	<b>363</b>
BARNSELY, Kathryn	11	10	19	49	8	13	58	47	4	11	87
CHONG, Heather	12	16	18	65	3	6	76	35	6	17	48
MIDSON, Kevin	44	34	76	174	10	11	213	98	11	13	92
O'BYRNE, David	68	86	112	379	42	57	383	198	24	66	342
STANDEN, Alison	14	46	47	179	14	22	223	96	14	24	116
<b>Australian Labor Party</b>	<b>149</b>	<b>192</b>	<b>272</b>	<b>846</b>	<b>77</b>	<b>109</b>	<b>953</b>	<b>474</b>	<b>59</b>	<b>131</b>	<b>685</b>
CHANDLER, Claire	9	9	27	27	14	3	27	34	6	4	28
DUFFY, Simon	9	6	11	17	1	7	26	11	2	8	18
HODGMAN, Will	265	205	429	735	130	173	992	561	95	190	704
PETRUSMA, Jacquie	40	20	80	83	19	8	134	50	19	18	88
STREET, Nic	38	21	72	32	17	19	51	90	6	19	61
<b>Liberal Party</b>	<b>361</b>	<b>261</b>	<b>619</b>	<b>894</b>	<b>181</b>	<b>210</b>	<b>1 230</b>	<b>746</b>	<b>128</b>	<b>239</b>	<b>899</b>
<b>Total Formal Votes</b>	<b>633</b>	<b>644</b>	<b>1 075</b>	<b>1 972</b>	<b>315</b>	<b>438</b>	<b>2 460</b>	<b>1 489</b>	<b>252</b>	<b>544</b>	<b>1 987</b>
Informal Ballot Papers	37	23	74	78	16	11	106	81	14	17	67
<b>Total Ballot Papers</b>	<b>670</b>	<b>667</b>	<b>1 149</b>	<b>2 050</b>	<b>331</b>	<b>449</b>	<b>2 566</b>	<b>1 570</b>	<b>266</b>	<b>561</b>	<b>2 054</b>



## FRANKLIN first preference votes cont'd

Page 3 of 5

Candidates	Kingston Beach	Lauderdale	Lindisfarne	Lindisfarne Village	Maranoa Heights	Margate	Middleton	Montagu Bay	Mornington	Mountain River	Old Beach
HEXT, Brendon	28	74	28	33	37	49	6	24	33	17	50
<b>Shooters, Fishers, Farmers Tas</b>	<b>28</b>	<b>74</b>	<b>28</b>	<b>33</b>	<b>37</b>	<b>49</b>	<b>6</b>	<b>24</b>	<b>33</b>	<b>17</b>	<b>50</b>
ATKINSON, Richard	41	33	15	25	16	33	4	16	4	4	8
EWIN, Holly	18	35	19	16	19	30	6	17	12	8	8
HATFIELD, Lachlan	18	25	13	14	5	13	0	5	3	7	7
LINCOLNE, Ross	15	15	7	22	12	20	3	8	10	3	10
WOODRUFF, Rosalie	230	203	125	156	115	242	53	139	42	77	43
<b>Tasmanian Greens</b>	<b>322</b>	<b>311</b>	<b>179</b>	<b>233</b>	<b>167</b>	<b>338</b>	<b>66</b>	<b>185</b>	<b>71</b>	<b>99</b>	<b>76</b>
BARNSELEY, Kathryn	46	56	25	51	59	55	5	35	16	11	55
CHONG, Heather	40	78	45	57	36	52	0	37	30	13	38
MIDSON, Kevin	71	123	111	124	79	88	21	80	61	23	98
O'BYRNE, David	274	397	273	304	294	279	39	202	142	88	287
STANDEN, Alison	107	183	130	143	113	104	17	147	58	35	136
<b>Australian Labor Party</b>	<b>538</b>	<b>837</b>	<b>584</b>	<b>679</b>	<b>581</b>	<b>578</b>	<b>82</b>	<b>501</b>	<b>307</b>	<b>170</b>	<b>614</b>
CHANDLER, Claire	28	32	33	45	29	30	5	15	14	7	33
DUFFY, Simon	20	20	13	12	35	23	3	11	11	7	16
HODGMAN, Will	647	951	525	781	657	826	92	434	273	233	612
PETRUSMA, Jacquie	77	162	70	67	155	93	14	37	46	25	62
STREET, Nic	68	47	21	30	40	75	9	22	12	26	19
<b>Liberal Party</b>	<b>840</b>	<b>1212</b>	<b>662</b>	<b>935</b>	<b>916</b>	<b>1047</b>	<b>123</b>	<b>519</b>	<b>356</b>	<b>298</b>	<b>742</b>
<b>Total Formal Votes</b>	<b>1728</b>	<b>2434</b>	<b>1453</b>	<b>1880</b>	<b>1701</b>	<b>2012</b>	<b>277</b>	<b>1229</b>	<b>767</b>	<b>584</b>	<b>1482</b>
Informal Ballot Papers	78	114	43	80	82	67	13	50	41	27	72
<b>Total Ballot Papers</b>	<b>1806</b>	<b>2548</b>	<b>1496</b>	<b>1960</b>	<b>1783</b>	<b>2079</b>	<b>290</b>	<b>1279</b>	<b>808</b>	<b>611</b>	<b>1554</b>



## FRANKLIN first preference votes cont'd

Page 4 of 5

Candidates	Ranelagh	Richmond	Risdon Vale	Rokeby	Sandfly (Franklin)	Sandford	Seven Mile Beach	Snug	South Arm	Southport
HEXT, Brendon	28	29	48	63	34	60	11	47	17	6
<b>Shooters, Fishers, Farmers Tas</b>	<b>28</b>	<b>29</b>	<b>48</b>	<b>63</b>	<b>34</b>	<b>60</b>	<b>11</b>	<b>47</b>	<b>17</b>	<b>6</b>
ATKINSON, Richard	11	9	8	10	15	23	3	27	10	3
EWIN, Holly	12	11	7	4	12	20	8	20	16	1
HATFIELD, Lachlan	7	4	5	9	11	22	7	10	5	1
LINCOLNE, Ross	7	5	9	8	8	21	5	13	5	0
WOODRUFF, Rosalie	113	66	32	37	147	188	71	192	86	24
<b>Tasmanian Greens</b>	<b>150</b>	<b>95</b>	<b>61</b>	<b>68</b>	<b>193</b>	<b>274</b>	<b>94</b>	<b>262</b>	<b>122</b>	<b>29</b>
BARNSELEY, Kathryn	33	27	26	54	21	37	17	39	17	4
CHONG, Heather	25	91	35	66	15	60	33	20	37	5
MIDSON, Kevin	51	35	131	141	28	47	47	57	37	7
O'BYRNE, David	132	123	282	290	111	216	134	178	104	15
STANDEN, Alison	49	55	139	130	65	88	46	56	57	11
<b>Australian Labor Party</b>	<b>290</b>	<b>331</b>	<b>613</b>	<b>681</b>	<b>240</b>	<b>448</b>	<b>277</b>	<b>350</b>	<b>252</b>	<b>42</b>
CHANDLER, Claire	25	11	20	17	9	16	13	11	10	3
DUFFY, Simon	19	12	13	21	8	6	6	8	3	1
HODGMAN, Will	411	391	321	388	318	447	350	427	222	47
PETRUSMA, Jacquie	58	41	68	100	33	53	34	36	35	5
STREET, Nic	51	18	12	12	36	27	11	42	15	13
<b>Liberal Party</b>	<b>564</b>	<b>473</b>	<b>434</b>	<b>538</b>	<b>404</b>	<b>549</b>	<b>414</b>	<b>524</b>	<b>285</b>	<b>69</b>
<b>Total Formal Votes</b>	<b>1 032</b>	<b>928</b>	<b>1 156</b>	<b>1 350</b>	<b>871</b>	<b>1 331</b>	<b>796</b>	<b>1 183</b>	<b>676</b>	<b>146</b>
Informal Ballot Papers	52	28	91	89	25	50	28	60	33	5
<b>Total Ballot Papers</b>	<b>1 084</b>	<b>956</b>	<b>1 247</b>	<b>1 439</b>	<b>896</b>	<b>1 381</b>	<b>824</b>	<b>1 243</b>	<b>709</b>	<b>151</b>



## FRANKLIN first preference votes cont'd

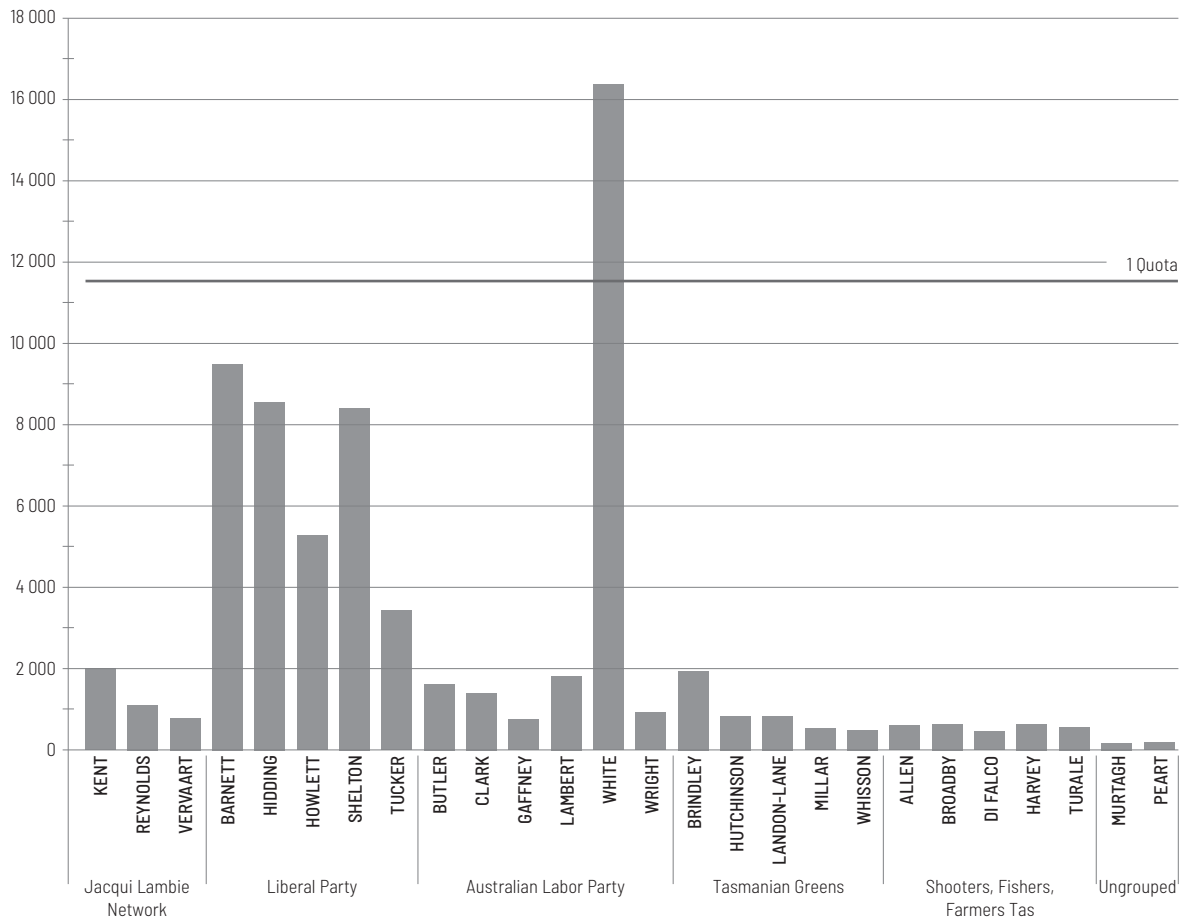
Page 5 of 5

Candidates	Tranmere	Warrane	Woodbridge	Total Ordinary Votes	Special votes					Total
					Out of Division Votes	Mobile Votes	Postal Votes	Pre-Poll Votes	Provisional Votes	
HEXT, Brendon	39	77	6	1 444	250	8	179	148	12	2 041
<b>Shooters, Fishers, Farmers Tas</b>	<b>39</b>	<b>77</b>	<b>6</b>	<b>1 444</b>	<b>250</b>	<b>8</b>	<b>179</b>	<b>148</b>	<b>12</b>	<b>2 041</b>
ATKINSON, Richard	13	15	10	648	90	9	45	99	5	896
EWIN, Holly	12	22	7	628	104	5	68	98	6	909
HATFIELD, Lachlan	8	16	6	404	46	2	29	52	3	536
LINCOLNE, Ross	5	19	8	460	43	3	28	54	7	595
WOODRUFF, Rosalie	147	93	139	5 551	470	22	469	742	30	7 284
<b>Tasmanian Greens</b>	<b>185</b>	<b>165</b>	<b>170</b>	<b>7 691</b>	<b>753</b>	<b>41</b>	<b>639</b>	<b>1 045</b>	<b>51</b>	<b>10 220</b>
BARNSELEY, Kathryn	46	66	17	1 451	161	19	119	156	7	1 913
CHONG, Heather	74	67	8	1 588	192	17	168	162	9	2 136
MIDSON, Kevin	117	202	25	3 216	268	36	261	302	24	4 107
O'BYRNE, David	323	414	63	8 449	856	83	766	1 024	43	11 221
STANDEN, Alison	198	186	22	3 936	392	35	316	387	21	5 087
<b>Australian Labor Party</b>	<b>758</b>	<b>935</b>	<b>135</b>	<b>18 640</b>	<b>1 869</b>	<b>190</b>	<b>1 630</b>	<b>2 031</b>	<b>104</b>	<b>24 464</b>
CHANDLER, Claire	44	29	6	856	104	14	73	102	2	1 151
DUFFY, Simon	13	23	1	525	65	9	61	71	8	739
HODGMAN, Will	1 081	614	125	19 883	2 046	309	2 111	2 733	102	27 184
PETRUSMA, Jacquie	123	95	8	2 588	273	48	226	322	10	3 467
STREET, Nic	44	26	5	1 404	140	25	119	211	8	1 907
<b>Liberal Party</b>	<b>1 305</b>	<b>787</b>	<b>145</b>	<b>25 256</b>	<b>2 628</b>	<b>405</b>	<b>2 590</b>	<b>3 439</b>	<b>130</b>	<b>34 448</b>
<b>Total Formal Votes</b>	<b>2 287</b>	<b>1 964</b>	<b>456</b>	<b>53 031</b>	<b>5 500</b>	<b>644</b>	<b>5 038</b>	<b>6 663</b>	<b>297</b>	<b>71 173</b>
Informal Ballot Papers	72	158	14	2 337	264	53	112	203	19	2 988
<b>Total Ballot Papers</b>	<b>2 359</b>	<b>2 122</b>	<b>470</b>	<b>55 368</b>	<b>5 764</b>	<b>697</b>	<b>5 150</b>	<b>6 866</b>	<b>316</b>	<b>74 161</b>

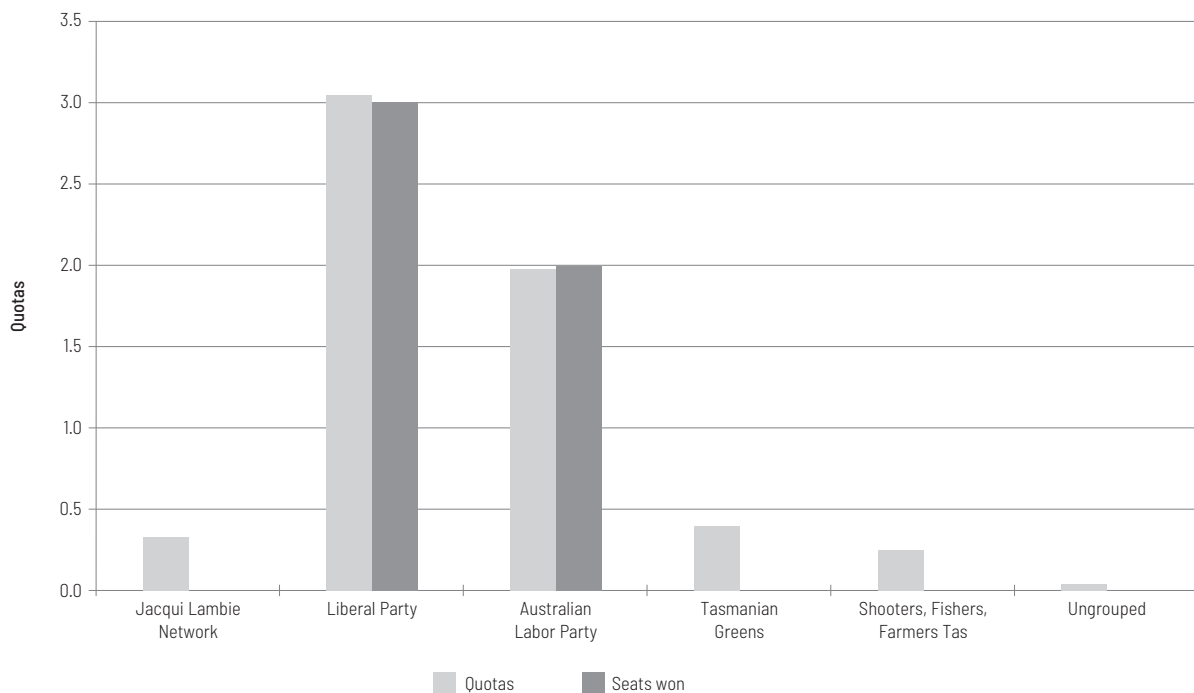
## Division of LYONS



### Candidate first preference totals



### Number of quotas attained compared with seats won



## LYONS first preference votes

Page 1 of 9

Candidates	Avoca	Bagdad	Beaconsfield	Beauty Point	Bicheno	Bothwell	Bracknell	Bridgewater	Brighton	Broadmarsh
KENT, Michael	7	22	35	18	9	9	9	74	59	6
REYNOLDS, Chris	0	16	24	9	8	0	8	30	21	0
VERVAART, Bob	2	6	27	9	6	3	3	25	18	2
<b>Jacqui Lambie Network</b>	<b>9</b>	<b>44</b>	<b>86</b>	<b>36</b>	<b>23</b>	<b>12</b>	<b>20</b>	<b>129</b>	<b>98</b>	<b>8</b>
BARNETT, Guy	26	67	156	117	93	29	49	136	201	35
HIDDING, Rene	13	94	121	94	110	36	15	162	255	14
HOWLETT, Jane	10	95	64	32	36	25	16	148	299	33
SHELTON, Mark	26	55	104	72	64	91	225	106	134	13
TUCKER, John	29	36	53	31	54	24	13	78	97	7
<b>Liberal Party</b>	<b>104</b>	<b>347</b>	<b>498</b>	<b>346</b>	<b>357</b>	<b>205</b>	<b>318</b>	<b>630</b>	<b>986</b>	<b>102</b>
BUTLER, Jen	6	19	19	12	14	7	0	171	76	12
CLARK, Darren	4	37	11	15	7	5	4	160	91	4
GAFFNEY, Gerard	1	4	17	13	3	3	1	15	16	4
LAMBERT, Janet	11	6	32	14	12	7	5	56	42	2
WHITE, Rebecca	19	174	238	132	139	67	46	537	586	62
WRIGHT, Kylie	1	3	19	5	16	2	4	29	25	3
<b>Australian Labor Party</b>	<b>42</b>	<b>243</b>	<b>336</b>	<b>191</b>	<b>191</b>	<b>91</b>	<b>60</b>	<b>968</b>	<b>836</b>	<b>87</b>
BRINDLEY, Fraser	0	5	12	9	48	1	6	8	8	4
HUTCHINSON, Helen	1	8	12	10	7	1	4	12	15	4
LANDON-LANE, Lucy	1	2	16	16	10	2	4	9	20	1
MILLAR, Glenn	0	2	5	5	4	0	6	2	8	0
WHISSON, Gary	4	3	9	4	4	1	3	2	5	1
<b>Tasmanian Greens</b>	<b>6</b>	<b>20</b>	<b>54</b>	<b>44</b>	<b>73</b>	<b>5</b>	<b>23</b>	<b>33</b>	<b>56</b>	<b>10</b>
ALLEN, Matthew	4	6	4	1	10	6	4	19	22	3
BROADBY, Shane	5	13	12	3	3	5	3	24	25	5
DI FALCO, Carlo	2	6	4	1	5	8	1	13	14	1
HARVEY, Andrew	4	12	18	3	4	12	6	13	14	4
TURALE, Wayne	1	7	8	1	4	13	2	10	11	1
<b>Shooters, Fishers, Farmers Tas</b>	<b>16</b>	<b>44</b>	<b>46</b>	<b>9</b>	<b>26</b>	<b>44</b>	<b>16</b>	<b>79</b>	<b>86</b>	<b>14</b>
MURTAGH, Tennille	0	1	2	0	0	1	0	31	10	0
PEART, Kim	0	2	2	1	1	2	3	4	6	0
<b>Ungrouped</b>	<b>0</b>	<b>3</b>	<b>4</b>	<b>1</b>	<b>1</b>	<b>3</b>	<b>3</b>	<b>35</b>	<b>16</b>	<b>0</b>
<b>Total Formal Votes</b>	<b>177</b>	<b>701</b>	<b>1 024</b>	<b>627</b>	<b>671</b>	<b>360</b>	<b>440</b>	<b>1 874</b>	<b>2 078</b>	<b>221</b>
Informal Ballot Papers	6	36	68	41	36	33	13	189	167	11
<b>Total Ballot Papers</b>	<b>183</b>	<b>737</b>	<b>1 092</b>	<b>668</b>	<b>707</b>	<b>393</b>	<b>453</b>	<b>2 063</b>	<b>2 245</b>	<b>232</b>



## LYONS first preference votes cont'd

Page 2 of 9

Candidates	Campania	Campbell Town	Carrick	Chudleigh	Claude Road	Colebrook	Coles Bay	Copping	Cressy	Deloraine
KENT, Michael	22	22	9	9	17	11	4	5	23	59
REYNOLDS, Chris	5	5	8	9	9	1	1	0	10	30
VERVAART, Bob	5	7	4	5	4	1	0	3	8	20
<b>Jacqui Lambie Network</b>	<b>32</b>	<b>34</b>	<b>21</b>	<b>23</b>	<b>30</b>	<b>13</b>	<b>5</b>	<b>8</b>	<b>41</b>	<b>109</b>
BARNETT, Guy	43	86	129	52	64	18	28	24	86	412
HIDDING, Rene	68	99	45	15	58	24	43	37	38	117
HOWLETT, Jane	82	37	28	11	18	17	11	20	29	56
SHELTON, Mark	46	70	184	75	41	15	17	18	238	402
TUCKER, John	18	34	18	9	11	10	8	7	20	41
<b>Liberal Party</b>	<b>257</b>	<b>326</b>	<b>404</b>	<b>162</b>	<b>192</b>	<b>84</b>	<b>107</b>	<b>106</b>	<b>411</b>	<b>1028</b>
BUTLER, Jen	7	16	21	4	2	2	1	2	11	29
CLARK, Darren	5	21	1	0	4	4	3	0	4	10
GAFFNEY, Gerard	1	7	3	2	14	0	1	2	3	19
LAMBERT, Janet	7	50	11	8	12	3	5	2	39	42
WHITE, Rebecca	131	135	93	28	52	51	38	90	76	310
WRIGHT, Kylie	4	5	6	1	4	3	2	1	5	23
<b>Australian Labor Party</b>	<b>155</b>	<b>234</b>	<b>135</b>	<b>43</b>	<b>88</b>	<b>63</b>	<b>50</b>	<b>97</b>	<b>138</b>	<b>433</b>
BRINDLEY, Fraser	7	8	16	17	25	5	13	27	2	108
HUTCHINSON, Helen	1	1	6	6	8	0	6	8	1	35
LANDON-LANE, Lucy	4	7	4	3	11	2	3	6	3	26
MILLAR, Glenn	3	4	0	3	9	2	7	3	1	16
WHISSON, Gary	0	3	1	2	3	0	1	2	1	27
<b>Tasmanian Greens</b>	<b>15</b>	<b>23</b>	<b>27</b>	<b>31</b>	<b>56</b>	<b>9</b>	<b>30</b>	<b>46</b>	<b>8</b>	<b>212</b>
ALLEN, Matthew	5	9	5	1	3	1	0	1	12	11
BROADBY, Shane	8	5	2	4	4	4	1	3	5	4
DI FALCO, Carlo	5	9	6	1	2	7	1	2	6	9
HARVEY, Andrew	6	14	6	1	2	5	0	2	6	9
TURALE, Wayne	4	14	3	1	4	3	0	1	9	8
<b>Shooters, Fishers, Farmers Tas</b>	<b>28</b>	<b>51</b>	<b>22</b>	<b>8</b>	<b>15</b>	<b>20</b>	<b>2</b>	<b>9</b>	<b>38</b>	<b>41</b>
MURTAGH, Tennille	0	0	1	0	0	1	0	0	0	4
PEART, Kim	2	2	0	0	2	0	0	0	0	3
<b>Ungrouped</b>	<b>2</b>	<b>2</b>	<b>1</b>	<b>0</b>	<b>2</b>	<b>1</b>	<b>0</b>	<b>0</b>	<b>0</b>	<b>7</b>
<b>Total Formal Votes</b>	<b>489</b>	<b>670</b>	<b>610</b>	<b>267</b>	<b>383</b>	<b>190</b>	<b>194</b>	<b>266</b>	<b>636</b>	<b>1830</b>
Informal Ballot Papers	30	45	30	17	23	8	8	5	46	116
<b>Total Ballot Papers</b>	<b>519</b>	<b>715</b>	<b>640</b>	<b>284</b>	<b>406</b>	<b>198</b>	<b>202</b>	<b>271</b>	<b>682</b>	<b>1946</b>





## LYONS first preference votes cont'd

Page 3 of 9

Candidates	Dodges Ferry	Dromedary	Dunalley	Elizabeth Town	Epping	Evandale	Exeter	Fingal	Forcett	Frankford
KENT, Michael	32	16	6	10	5	15	32	4	11	1
REYNOLDS, Chris	15	4	2	6	0	11	23	8	4	4
VERVAART, Bob	22	5	1	7	0	4	18	0	1	0
<b>Jacqui Lambie Network</b>	<b>69</b>	<b>25</b>	<b>9</b>	<b>23</b>	<b>5</b>	<b>30</b>	<b>73</b>	<b>12</b>	<b>16</b>	<b>5</b>
BARNETT, Guy	120	32	18	71	24	167	217	24	43	14
HIDDING, Rene	212	48	50	29	28	89	115	49	64	10
HOWLETT, Jane	201	38	47	20	12	46	72	18	52	5
SHELTON, Mark	108	23	30	98	26	179	152	35	42	25
TUCKER, John	54	17	12	11	7	57	56	41	13	4
<b>Liberal Party</b>	<b>695</b>	<b>158</b>	<b>157</b>	<b>229</b>	<b>97</b>	<b>538</b>	<b>612</b>	<b>167</b>	<b>214</b>	<b>58</b>
BUTLER, Jen	14	19	4	2	4	18	26	14	3	3
CLARK, Darren	28	4	7	4	0	9	12	4	5	1
GAFFNEY, Gerard	4	2	4	5	2	8	11	3	4	0
LAMBERT, Janet	17	4	9	5	6	58	33	16	4	3
WHITE, Rebecca	806	93	140	52	23	126	186	48	198	15
WRIGHT, Kylie	9	1	3	5	2	5	14	17	1	3
<b>Australian Labor Party</b>	<b>878</b>	<b>123</b>	<b>167</b>	<b>73</b>	<b>37</b>	<b>224</b>	<b>282</b>	<b>102</b>	<b>215</b>	<b>25</b>
BRINDLEY, Fraser	108	8	28	14	3	47	38	3	11	0
HUTCHINSON, Helen	30	3	5	8	1	8	17	3	0	2
LANDON-LANE, Lucy	35	4	7	8	0	12	23	2	6	1
MILLAR, Glenn	30	2	2	7	1	5	14	0	8	0
WHISSON, Gary	12	3	4	4	2	3	10	0	2	1
<b>Tasmanian Greens</b>	<b>215</b>	<b>20</b>	<b>46</b>	<b>41</b>	<b>7</b>	<b>75</b>	<b>102</b>	<b>8</b>	<b>27</b>	<b>4</b>
ALLEN, Matthew	10	0	5	3	1	12	6	4	3	2
BROADBY, Shane	18	2	0	2	2	3	4	5	6	2
DI FALCO, Carlo	11	1	2	0	1	3	3	2	8	0
HARVEY, Andrew	11	2	4	2	3	8	17	3	3	1
TURALE, Wayne	7	5	2	2	2	8	7	5	4	2
<b>Shooters, Fishers, Farmers Tas</b>	<b>57</b>	<b>10</b>	<b>13</b>	<b>9</b>	<b>9</b>	<b>34</b>	<b>37</b>	<b>19</b>	<b>24</b>	<b>7</b>
MURTAGH, Tennille	2	1	0	3	0	1	0	0	0	1
PEART, Kim	1	0	0	1	0	2	2	2	0	1
<b>Ungrouped</b>	<b>3</b>	<b>1</b>	<b>0</b>	<b>4</b>	<b>0</b>	<b>3</b>	<b>2</b>	<b>2</b>	<b>0</b>	<b>2</b>
<b>Total Formal Votes</b>	<b>1917</b>	<b>337</b>	<b>392</b>	<b>379</b>	<b>155</b>	<b>904</b>	<b>1108</b>	<b>310</b>	<b>496</b>	<b>101</b>
Informal Ballot Papers	93	19	17	13	18	54	38	29	25	2
<b>Total Ballot Papers</b>	<b>2 010</b>	<b>356</b>	<b>409</b>	<b>392</b>	<b>173</b>	<b>958</b>	<b>1146</b>	<b>339</b>	<b>521</b>	<b>103</b>



## LYONS first preference votes cont'd

Page 4 of 9

Candidates	Gagebrook	Glenegarry	Glenora	Granton	Gravelly Beach	Hagley	Kelso	Kempton	Lachlan	Legana (Lyons)
KENT, Michael	31	12	8	14	13	5	11	5	14	23
REYNOLDS, Chris	11	5	4	10	9	1	4	6	8	12
VERVAART, Bob	8	7	3	5	12	1	3	3	3	7
<b>Jacqui Lambie Network</b>	<b>50</b>	<b>24</b>	<b>15</b>	<b>29</b>	<b>34</b>	<b>7</b>	<b>18</b>	<b>14</b>	<b>25</b>	<b>42</b>
BARNETT, Guy	51	53	60	66	95	45	39	41	36	220
HIDDING, Rene	77	52	42	75	48	19	46	30	41	129
HOWLETT, Jane	72	26	24	67	18	8	17	49	29	49
SHELTON, Mark	34	40	22	36	77	118	39	22	18	115
TUCKER, John	25	23	12	23	17	8	5	17	18	31
<b>Liberal Party</b>	<b>259</b>	<b>194</b>	<b>160</b>	<b>267</b>	<b>255</b>	<b>198</b>	<b>146</b>	<b>159</b>	<b>142</b>	<b>544</b>
BUTLER, Jen	86	2	5	13	5	3	4	7	12	5
CLARK, Darren	55	2	6	4	9	2	3	7	13	13
GAFFNEY, Gerard	13	6	2	5	7	2	3	4	5	4
LAMBERT, Janet	31	7	7	9	9	1	4	7	9	23
WHITE, Rebecca	258	50	82	160	95	28	55	74	126	143
WRIGHT, Kylie	12	1	5	7	5	1	5	3	8	6
<b>Australian Labor Party</b>	<b>455</b>	<b>68</b>	<b>107</b>	<b>198</b>	<b>130</b>	<b>37</b>	<b>74</b>	<b>102</b>	<b>173</b>	<b>194</b>
BRINDLEY, Fraser	11	12	7	6	22	2	3	1	16	21
HUTCHINSON, Helen	7	4	3	4	15	6	7	1	9	17
LANDON-LANE, Lucy	1	6	2	6	28	6	7	0	8	14
MILLAR, Glenn	4	6	2	4	11	2	2	1	4	10
WHISSON, Gary	2	4	0	2	4	1	4	2	2	8
<b>Tasmanian Greens</b>	<b>25</b>	<b>32</b>	<b>14</b>	<b>22</b>	<b>80</b>	<b>17</b>	<b>23</b>	<b>5</b>	<b>39</b>	<b>70</b>
ALLEN, Matthew	9	4	2	5	1	3	0	5	1	5
BROADBY, Shane	10	4	2	5	1	2	0	6	3	3
DI FALCO, Carlo	6	1	2	5	1	2	0	4	1	2
HARVEY, Andrew	11	2	3	7	4	2	1	3	8	6
TURALE, Wayne	10	2	4	4	2	2	0	4	3	4
<b>Shooters, Fishers, Farmers Tas</b>	<b>46</b>	<b>13</b>	<b>13</b>	<b>26</b>	<b>9</b>	<b>11</b>	<b>1</b>	<b>22</b>	<b>16</b>	<b>20</b>
MURTAGH, Tennille	6	1	5	4	1	1	1	2	0	1
PEART, Kim	6	0	1	0	0	0	0	2	0	0
<b>Ungrouped</b>	<b>12</b>	<b>1</b>	<b>6</b>	<b>4</b>	<b>1</b>	<b>1</b>	<b>1</b>	<b>4</b>	<b>0</b>	<b>1</b>
<b>Total Formal Votes</b>	<b>847</b>	<b>332</b>	<b>315</b>	<b>546</b>	<b>509</b>	<b>271</b>	<b>263</b>	<b>306</b>	<b>395</b>	<b>871</b>
Informal Ballot Papers	108	17	35	38	24	8	8	19	38	59
<b>Total Ballot Papers</b>	<b>955</b>	<b>349</b>	<b>350</b>	<b>584</b>	<b>533</b>	<b>279</b>	<b>271</b>	<b>325</b>	<b>433</b>	<b>930</b>



## LYONS first preference votes cont'd

Page 5 of 9

Candidates	Levendale	Longford	Lower Barrington	Magra	Mathinna	Maydena	Meander	Midway Point	Miena	Mole Creek
KENT, Michael	1	59	18	22	1	5	14	26	6	5
REYNOLDS, Chris	1	34	6	10	0	3	3	13	3	6
VERVAART, Bob	4	18	11	3	1	0	2	18	2	5
<b>Jacqui Lambie Network</b>	<b>6</b>	<b>111</b>	<b>35</b>	<b>35</b>	<b>2</b>	<b>8</b>	<b>19</b>	<b>57</b>	<b>11</b>	<b>16</b>
BARNETT, Guy	10	349	95	95	4	11	30	101	27	70
HIDDING, Rene	24	199	90	62	4	7	10	200	20	25
HOWLETT, Jane	8	104	33	42	0	7	9	164	8	8
SHELTON, Mark	6	576	60	26	3	1	77	79	22	68
TUCKER, John	4	78	23	23	4	8	3	52	8	16
<b>Liberal Party</b>	<b>52</b>	<b>1 306</b>	<b>301</b>	<b>248</b>	<b>15</b>	<b>34</b>	<b>129</b>	<b>596</b>	<b>85</b>	<b>187</b>
BUTLER, Jen	0	62	6	13	1	1	6	19	6	3
CLARK, Darren	1	20	9	19	1	4	0	16	1	3
GAFFNEY, Gerard	0	10	9	4	1	3	2	12	0	4
LAMBERT, Janet	0	120	7	11	6	2	9	19	5	5
WHITE, Rebecca	12	334	88	123	8	9	36	487	32	35
WRIGHT, Kylie	2	16	7	2	2	1	1	6	2	2
<b>Australian Labor Party</b>	<b>15</b>	<b>562</b>	<b>126</b>	<b>172</b>	<b>19</b>	<b>20</b>	<b>54</b>	<b>559</b>	<b>46</b>	<b>52</b>
BRINDLEY, Fraser	0	37	10	5	0	4	14	13	2	17
HUTCHINSON, Helen	1	10	8	4	2	1	7	9	1	1
LANDON-LANE, Lucy	0	12	3	4	0	1	2	12	1	2
MILLAR, Glenn	0	9	3	1	0	1	1	13	0	1
WHISSON, Gary	1	8	3	2	1	0	2	10	0	2
<b>Tasmanian Greens</b>	<b>2</b>	<b>76</b>	<b>27</b>	<b>16</b>	<b>3</b>	<b>7</b>	<b>26</b>	<b>57</b>	<b>4</b>	<b>23</b>
ALLEN, Matthew	1	14	5	6	3	0	0	7	2	4
BROADBY, Shane	1	8	3	10	1	2	3	9	1	3
DI FALCO, Carlo	2	6	2	3	0	1	0	8	2	1
HARVEY, Andrew	1	20	9	6	1	1	0	10	2	4
TURALE, Wayne	1	11	2	6	0	0	1	10	7	3
<b>Shooters, Fishers, Farmers Tas</b>	<b>6</b>	<b>59</b>	<b>21</b>	<b>31</b>	<b>5</b>	<b>4</b>	<b>4</b>	<b>44</b>	<b>14</b>	<b>15</b>
MURTAGH, Tennille	1	6	0	0	0	0	0	3	1	1
PEART, Kim	0	4	1	2	0	0	0	4	1	1
<b>Ungrouped</b>	<b>1</b>	<b>10</b>	<b>1</b>	<b>2</b>	<b>0</b>	<b>0</b>	<b>0</b>	<b>7</b>	<b>2</b>	<b>2</b>
<b>Total Formal Votes</b>	<b>82</b>	<b>2 124</b>	<b>511</b>	<b>504</b>	<b>44</b>	<b>73</b>	<b>232</b>	<b>1 320</b>	<b>162</b>	<b>295</b>
Informal Ballot Papers	4	151	27	49	8	6	14	68	7	13
<b>Total Ballot Papers</b>	<b>86</b>	<b>2 275</b>	<b>538</b>	<b>553</b>	<b>52</b>	<b>79</b>	<b>246</b>	<b>1 388</b>	<b>169</b>	<b>308</b>



## LYONS first preference votes cont'd

Page 6 of 9

Candidates	Molesworth	Moriarty	New Norfolk	New Norfolk North	Nubeena	Oatlands	Orford	Ouse	Perth	Pontville
KENT, Michael	9	7	65	40	15	5	26	9	38	8
REYNOLDS, Chris	3	1	31	19	7	9	0	2	26	5
VERVAART, Bob	2	0	33	12	8	9	2	5	20	7
<b>Jacqui Lambie Network</b>	<b>14</b>	<b>8</b>	<b>129</b>	<b>71</b>	<b>30</b>	<b>23</b>	<b>28</b>	<b>16</b>	<b>84</b>	<b>20</b>
BARNETT, Guy	27	42	270	148	45	74	85	61	376	72
HIDDING, Rene	31	31	196	124	118	107	94	49	186	58
HOWLETT, Jane	21	16	146	93	44	80	44	26	99	66
SHELTON, Mark	13	36	91	68	33	69	27	41	311	51
TUCKER, John	7	11	53	42	15	27	23	21	95	31
<b>Liberal Party</b>	<b>99</b>	<b>136</b>	<b>756</b>	<b>475</b>	<b>255</b>	<b>357</b>	<b>273</b>	<b>198</b>	<b>1 067</b>	<b>278</b>
BUTLER, Jen	9	7	74	42	6	13	2	7	32	16
CLARK, Darren	7	0	107	91	11	24	8	5	17	18
GAFFNEY, Gerard	4	12	16	9	6	2	3	2	7	3
LAMBERT, Janet	4	4	42	18	5	13	6	7	168	12
WHITE, Rebecca	99	41	642	317	244	142	103	89	266	167
WRIGHT, Kylie	6	0	31	12	6	6	5	0	13	4
<b>Australian Labor Party</b>	<b>129</b>	<b>64</b>	<b>912</b>	<b>489</b>	<b>278</b>	<b>200</b>	<b>127</b>	<b>110</b>	<b>503</b>	<b>220</b>
BRINDLEY, Fraser	10	10	34	11	55	23	43	5	23	6
HUTCHINSON, Helen	8	1	23	5	18	6	4	0	13	9
LANDON-LANE, Lucy	5	1	25	3	11	3	4	0	19	4
MILLAR, Glenn	7	1	7	7	4	4	6	2	6	3
WHISSON, Gary	4	2	14	5	7	5	5	0	5	2
<b>Tasmanian Greens</b>	<b>34</b>	<b>15</b>	<b>103</b>	<b>31</b>	<b>95</b>	<b>41</b>	<b>62</b>	<b>7</b>	<b>66</b>	<b>24</b>
ALLEN, Matthew	1	3	11	9	3	5	3	5	19	4
BROADBY, Shane	3	4	13	10	10	7	4	7	5	3
DI FALCO, Carlo	2	3	10	6	5	4	5	3	6	4
HARVEY, Andrew	1	3	12	11	1	9	2	4	14	2
TURALE, Wayne	2	1	14	8	8	7	3	10	9	4
<b>Shooters, Fishers, Farmers Tas</b>	<b>9</b>	<b>14</b>	<b>60</b>	<b>44</b>	<b>27</b>	<b>32</b>	<b>17</b>	<b>29</b>	<b>53</b>	<b>17</b>
MURTAGH, Tennille	2	0	1	1	1	4	0	0	3	2
PEART, Kim	1	2	6	4	2	0	0	2	5	0
<b>Ungrouped</b>	<b>3</b>	<b>2</b>	<b>7</b>	<b>5</b>	<b>3</b>	<b>4</b>	<b>0</b>	<b>2</b>	<b>8</b>	<b>2</b>
<b>Total Formal Votes</b>	<b>288</b>	<b>239</b>	<b>1 967</b>	<b>1 115</b>	<b>688</b>	<b>657</b>	<b>507</b>	<b>362</b>	<b>1 781</b>	<b>561</b>
Informal Ballot Papers	11	15	152	87	37	33	33	20	142	38
<b>Total Ballot Papers</b>	<b>299</b>	<b>254</b>	<b>2 119</b>	<b>1 202</b>	<b>725</b>	<b>690</b>	<b>540</b>	<b>382</b>	<b>1 923</b>	<b>599</b>



## LYONS first preference votes cont'd

Page 7 of 9

Candidates	Port Sorell	Primrose Sands	Railton	Ross	Sassafras	Scamander	Sheffield	Sidmouth	Sorell	St Helens
KENT, Michael	76	12	39	12	5	16	27	5	40	22
REYNOLDS, Chris	40	12	16	4	3	6	15	8	33	19
VERVAART, Bob	17	11	9	5	0	4	9	5	19	13
<b>Jacqui Lambie Network</b>	<b>133</b>	<b>35</b>	<b>64</b>	<b>21</b>	<b>8</b>	<b>26</b>	<b>51</b>	<b>18</b>	<b>92</b>	<b>54</b>
BARNETT, Guy	376	32	71	34	60	46	192	88	175	134
HIDDING, Rene	344	50	77	42	48	38	149	51	310	141
HOWLETT, Jane	164	41	39	22	18	24	57	31	229	45
SHELTON, Mark	409	28	107	43	67	31	146	69	107	67
TUCKER, John	165	17	38	14	12	55	48	20	80	217
<b>Liberal Party</b>	<b>1 458</b>	<b>168</b>	<b>332</b>	<b>155</b>	<b>205</b>	<b>194</b>	<b>592</b>	<b>259</b>	<b>901</b>	<b>604</b>
BUTLER, Jen	34	9	16	5	1	23	25	4	21	59
CLARK, Darren	18	7	16	2	0	6	10	3	26	6
GAFFNEY, Gerard	74	4	39	2	1	8	44	3	11	6
LAMBERT, Janet	48	16	23	12	2	14	27	2	24	29
WHITE, Rebecca	460	223	129	70	21	102	192	74	789	225
WRIGHT, Kylie	24	3	12	4	0	45	11	2	12	93
<b>Australian Labor Party</b>	<b>658</b>	<b>262</b>	<b>235</b>	<b>95</b>	<b>25</b>	<b>198</b>	<b>309</b>	<b>88</b>	<b>883</b>	<b>418</b>
BRINDLEY, Fraser	40	17	14	5	0	28	30	14	36	54
HUTCHINSON, Helen	27	2	4	3	0	10	15	4	22	8
LANDON-LANE, Lucy	23	3	4	2	1	10	10	16	12	18
MILLAR, Glenn	12	0	3	0	1	6	13	7	17	9
WHISSON, Gary	15	5	5	2	0	6	7	5	12	12
<b>Tasmanian Greens</b>	<b>117</b>	<b>27</b>	<b>30</b>	<b>12</b>	<b>2</b>	<b>60</b>	<b>75</b>	<b>46</b>	<b>99</b>	<b>101</b>
ALLEN, Matthew	9	4	8	9	5	5	7	3	15	9
BROADBY, Shane	9	3	13	3	5	4	11	3	13	11
DI FALCO, Carlo	3	3	5	6	0	1	10	2	18	6
HARVEY, Andrew	10	8	6	2	3	5	5	4	19	8
TURALE, Wayne	7	3	9	2	4	7	11	1	11	7
<b>Shooters, Fishers, Farmers Tas</b>	<b>38</b>	<b>21</b>	<b>41</b>	<b>22</b>	<b>17</b>	<b>22</b>	<b>44</b>	<b>13</b>	<b>76</b>	<b>41</b>
MURTAGH, Tennille	3	0	0	1	0	2	1	1	3	1
PEART, Kim	4	3	1	3	0	1	2	4	5	2
<b>Ungrouped</b>	<b>7</b>	<b>3</b>	<b>1</b>	<b>4</b>	<b>0</b>	<b>3</b>	<b>3</b>	<b>5</b>	<b>8</b>	<b>3</b>
<b>Total Formal Votes</b>	<b>2 411</b>	<b>516</b>	<b>703</b>	<b>309</b>	<b>257</b>	<b>503</b>	<b>1 074</b>	<b>429</b>	<b>2 059</b>	<b>1 221</b>
Informal Ballot Papers	129	37	49	19	11	18	61	26	98	86
<b>Total Ballot Papers</b>	<b>2 540</b>	<b>553</b>	<b>752</b>	<b>328</b>	<b>268</b>	<b>521</b>	<b>1 135</b>	<b>455</b>	<b>2 157</b>	<b>1 307</b>



## LYONS first preference votes cont'd

Page 8 of 9

Candidates	St Marys	Swansea	Taranna	Tea Tree	Triabunna	Tunnack	Wesley Vale	Westbury	Westerway	Wilmot
KENT, Michael	16	16	15	5	37	2	3	38	5	5
REYNOLDS, Chris	13	4	7	0	2	3	7	19	6	1
VERVAART, Bob	8	1	5	1	4	2	1	20	3	5
<b>Jacqui Lambie Network</b>	<b>37</b>	<b>21</b>	<b>27</b>	<b>6</b>	<b>43</b>	<b>7</b>	<b>11</b>	<b>77</b>	<b>14</b>	<b>11</b>
BARNETT, Guy	40	106	28	27	103	19	28	229	54	29
HIDDING, Rene	40	145	52	41	95	33	50	96	33	15
HOWLETT, Jane	16	54	33	31	68	24	15	61	10	13
SHELTON, Mark	19	61	32	17	28	22	28	315	16	39
TUCKER, John	65	55	9	7	20	8	8	46	9	14
<b>Liberal Party</b>	<b>180</b>	<b>421</b>	<b>154</b>	<b>123</b>	<b>314</b>	<b>106</b>	<b>129</b>	<b>747</b>	<b>122</b>	<b>110</b>
BUTLER, Jen	23	12	2	4	2	2	2	21	7	10
CLARK, Darren	10	14	1	5	21	3	0	8	11	6
GAFFNEY, Gerard	6	2	7	0	3	2	10	8	1	6
LAMBERT, Janet	28	13	4	2	8	6	2	40	6	5
WHITE, Rebecca	131	165	136	62	157	51	23	213	87	41
WRIGHT, Kylie	34	10	5	3	5	2	1	7	3	1
<b>Australian Labor Party</b>	<b>232</b>	<b>216</b>	<b>155</b>	<b>76</b>	<b>196</b>	<b>66</b>	<b>38</b>	<b>297</b>	<b>115</b>	<b>69</b>
BRINDLEY, Fraser	32	47	35	4	19	3	5	43	6	17
HUTCHINSON, Helen	15	7	6	3	2	1	2	17	8	6
LANDON-LANE, Lucy	11	8	7	4	2	0	6	12	3	3
MILLAR, Glenn	7	7	3	0	2	1	0	6	4	3
WHISSON, Gary	6	8	9	0	4	0	4	10	3	9
<b>Tasmanian Greens</b>	<b>71</b>	<b>77</b>	<b>60</b>	<b>11</b>	<b>29</b>	<b>5</b>	<b>17</b>	<b>88</b>	<b>24</b>	<b>38</b>
ALLEN, Matthew	8	12	0	0	8	0	1	11	8	0
BROADBY, Shane	2	5	3	2	6	3	0	6	5	2
DI FALCO, Carlo	6	5	2	1	5	4	0	5	1	3
HARVEY, Andrew	4	7	1	2	11	3	1	9	4	2
TURALE, Wayne	6	3	2	2	6	1	3	9	9	1
<b>Shooters, Fishers, Farmers Tas</b>	<b>26</b>	<b>32</b>	<b>8</b>	<b>7</b>	<b>36</b>	<b>11</b>	<b>5</b>	<b>40</b>	<b>27</b>	<b>8</b>
MURTAGH, Tennille	0	0	0	1	0	1	0	1	2	1
PEART, Kim	1	2	0	1	1	0	0	2	0	1
<b>Ungrouped</b>	<b>1</b>	<b>2</b>	<b>0</b>	<b>2</b>	<b>1</b>	<b>1</b>	<b>0</b>	<b>3</b>	<b>2</b>	<b>2</b>
<b>Total Formal Votes</b>	<b>547</b>	<b>769</b>	<b>404</b>	<b>225</b>	<b>619</b>	<b>196</b>	<b>200</b>	<b>1 252</b>	<b>304</b>	<b>238</b>
Informal Ballot Papers	35	39	27	11	63	12	4	83	26	17
<b>Total Ballot Papers</b>	<b>582</b>	<b>808</b>	<b>431</b>	<b>236</b>	<b>682</b>	<b>208</b>	<b>204</b>	<b>1 335</b>	<b>330</b>	<b>255</b>



## LYONS first preference votes cont'd

Page 9 of 9

Candidates	Total Ordinary Votes	Special votes					Total
		Out of Division Votes	Mobile Votes	Postal Votes	Pre-Poll Votes	Provisional Votes	
KENT, Michael	1 472	218	22	170	87	8	1 977
REYNOLDS, Chris	741	120	7	120	48	8	1 044
VERVAART, Bob	572	85	4	68	32	7	768
<b>Jacqui Lambie Network</b>	<b>2 785</b>	<b>423</b>	<b>33</b>	<b>358</b>	<b>167</b>	<b>23</b>	<b>3 789</b>
BARNETT, Guy	7 150	917	73	777	517	20	9 454
HIDDING, Rene	6 196	887	78	680	646	17	8 504
HOWLETT, Jane	3 950	532	33	348	372	24	5 259
SHELTON, Mark	6 544	734	70	598	399	29	8 374
TUCKER, John	2 500	349	25	251	269	10	3 404
<b>Liberal Party</b>	<b>26 340</b>	<b>3 419</b>	<b>279</b>	<b>2 654</b>	<b>2 203</b>	<b>100</b>	<b>34 995</b>
BUTLER, Jen	1 287	144	21	108	50	6	1 616
CLARK, Darren	1 113	132	18	94	39	5	1 401
GAFFNEY, Gerard	569	99	16	48	19	1	752
LAMBERT, Janet	1 402	163	20	125	59	14	1 783
WHITE, Rebecca	12 387	1 523	113	1 211	1 033	71	16 338
WRIGHT, Kylie	675	85	11	62	79	8	920
<b>Australian Labor Party</b>	<b>17 433</b>	<b>2 146</b>	<b>199</b>	<b>1 648</b>	<b>1 279</b>	<b>105</b>	<b>22 810</b>
BRINDLEY, Fraser	1 461	187	5	111	137	4	1 905
HUTCHINSON, Helen	589	128	3	55	39	4	818
LANDON-LANE, Lucy	593	128	3	66	40	2	832
MILLAR, Glenn	372	60	4	38	26	1	501
WHISSON, Gary	346	56	2	28	30	1	463
<b>Tasmanian Greens</b>	<b>3 361</b>	<b>559</b>	<b>17</b>	<b>298</b>	<b>272</b>	<b>12</b>	<b>4 519</b>
ALLEN, Matthew	435	79	0	49	32	1	596
BROADBY, Shane	434	96	1	51	36	5	623
DI FALCO, Carlo	317	47	1	33	22	3	423
HARVEY, Andrew	469	68	3	43	36	2	621
TURALE, Wayne	395	64	4	56	14	2	535
<b>Shooters, Fishers, Farmers Tas</b>	<b>2 050</b>	<b>354</b>	<b>9</b>	<b>232</b>	<b>140</b>	<b>13</b>	<b>2 798</b>
MURTAGH, Tennille	125	15	0	7	3	2	152
PEART, Kim	116	20	1	14	7	1	159
<b>Ungrouped</b>	<b>241</b>	<b>35</b>	<b>1</b>	<b>21</b>	<b>10</b>	<b>3</b>	<b>311</b>
<b>Total Formal Votes</b>	<b>52 210</b>	<b>6 936</b>	<b>538</b>	<b>5 211</b>	<b>4 071</b>	<b>256</b>	<b>69 222</b>
Informal Ballot Papers	3 356	471	41	111	169	26	4 174
<b>Total Ballot Papers</b>	<b>55 566</b>	<b>7 407</b>	<b>579</b>	<b>5 322</b>	<b>4 240</b>	<b>282</b>	<b>73 396</b>

# House of Assembly

## **2018 General Election Results**

## **Abstracts of the Counts**





Division of Bass

Distribution of preferences Quota 10 830

Count	Primary votes	Liberal Party					Jacqui Lambie Network					Tasmanian Greens					Australian Labor Party					Ungrouped		Exhausted Votes	Loss (Gain) by Fraction	Total Votes	Remarks			
		ARCHER	COURTNEY	FERGUSON	GUTWEIN	WOOD	Total	GROAT	HOULT	HOY	MADDEN	Total	ANGLESEY	DAWKINS	HALL	IRELAND	WILLIAMS	Total	GORE	HOUSTON	O'BYRNE	POWELL	ROE					Total	LUCAS	Total
Count 1	Primary votes	1 803	5 992	13 640	15 213	1 567	38 215	548	1 257	505	675	2 985	561	4 333	394	270	469	6 027	1 333	2 258	10 924	1 075	1 564	17 154	597	597	0	0	64 978	GUTWEIN elected 1, FERGUSON elected 2, O'BYRNE elected 3
Count 2	Votes transferred	706	2 603		-4 383	846	- 228	20	38	12	27	97	3	36	3	4	3	49	10	16		9	25	60	14	14	0	8		GUTWEIN's surplus distributed
	Total	2 509	8 595	13 640	10 830	2 413	37 987	568	1 295	517	702	3 082	564	4 369	397	274	472	6 076	1 343	2 274	10 924	1 084	1 589	17 214	611	611	0	8	64 978	
Count 3	Votes transferred	478	1 641	-2 810		491	- 200	15	33	13	22	83	5	19	5	3	4	36	8	26		6	17	57	14	14	0	10		FERGUSON's surplus distributed
	Total	2 987	10 236	10 830	10 830	2 904	37 787	583	1 328	530	724	3 165	569	4 388	402	277	476	6 112	1 351	2 300	10 924	1 090	1 606	17 271	625	625	0	18	64 978	
Count 4	Votes transferred	0	2			0	2	0	1	0	0	1	0	5	0	0	0	5	13	35	- 94	8	22	- 16	0	0	0	8		O'BYRNE's surplus distributed
	Total	2 987	10 238	10 830	10 830	2 904	37 789	583	1 329	530	724	3 166	569	4 393	402	277	476	6 117	1 364	2 335	10 830	1 098	1 628	17 255	625	625	0	26	64 978	
Counts 5 to 8	Votes transferred	1	1			3	5	4	1	2	5	12	89	75	27	- 277	39	- 47	2	2		2	11	17	6	6	0	7		IRELAND excluded
	Total	2 988	10 239	10 830	10 830	2 907	37 794	587	1 330	532	729	3 178	658	4 468	429	0	515	6 070	1 366	2 337	10 830	1 100	1 639	17 272	631	631	0	33	64 978	
Counts 9 to 12	Votes transferred	5	4			3	12	7	3	3	3	16	30	171	- 429		137	- 91	5	21		6	15	47	7	7	1	8		HALL excluded
	Total	2 993	10 243	10 830	10 830	2 910	37 806	594	1 333	535	732	3 194	688	4 639	0		652	5 979	1 371	2 358	10 830	1 106	1 654	17 319	638	638	1	41	64 978	
Counts 13 to 16	Votes transferred	9	17			5	31	195	214	- 535	33	- 93	8	10			4	22	6	8		1	5	20	9	9	0	11		HOY excluded
	Total	3 002	10 260	10 830	10 830	2 915	37 837	789	1 547	0	765	3 101	696	4 649			656	6 001	1 377	2 366	10 830	1 107	1 659	17 339	647	647	1	52	64 978	
Counts 17 to 20	Votes transferred	41	78			60	179	63	83		63	209	22	38			28	88	36	66		26	32	160	- 647	- 647	4	7		LUCAS excluded
	Total	3 043	10 338	10 830	10 830	2 975	38 016	852	1 630		828	3 310	718	4 687			684	6 089	1 413	2 432	10 830	1 133	1 691	17 499	0	0	5	59	64 978	
Counts 21 to 24	Votes transferred	3	14			6	23	5	12		7	24	312	261			- 684	- 111	26	18		6	6	56			4	4		WILLIAMS excluded
	Total	3 046	10 352	10 830	10 830	2 981	38 039	857	1 642		835	3 334	1 030	4 948			0	5 978	1 439	2 450	10 830	1 139	1 697	17 555	9	63	9	63	64 978	
Counts 25 to 28	Votes transferred	22	32			26	80	293	325		- 835	- 217	10	26			36	36	19	34		18	14	85			9	7		MADDEN excluded
	Total	3 068	10 384	10 830	10 830	3 007	38 119	1 150	1 967		0	3 117	1 040	4 974			6 014	5 978	1 458	2 484	10 830	1 157	1 711	17 640	18	70	18	70	64 978	
Counts 29 to 32	Votes transferred	7	25			10	42	11	15		26	26	- 1 040	853			- 187	166	16	34		34	24	108			7	4		ANGLESEY excluded
	Total	3 075	10 409	10 830	10 830	3 017	38 161	1 161	1 982		3 143	3 143	0	5 827			5 827	5 827	1 474	2 518	10 830	1 191	1 735	17 748	25	74	25	74	64 978	
Counts 33 to 36	Votes transferred	21	45			27	93	- 1 161	928		- 233	- 233		30			30	30	23	17		20	22	82			24	4		GROAT excluded
	Total	3 096	10 454	10 830	10 830	3 044	38 254	0	2 910		2 910	2 910		5 857			5 857	5 857	1 497	2 535	10 830	1 211	1 757	17 830	49	78	49	78	64 978	
Counts 37 to 40	Votes transferred	7	35			33	75		40		40			86			86	86	382	416		- 1 211	188	- 225			18	6		POWELL excluded
	Total	3 103	10 489	10 830	10 830	3 077	38 329		2 950		2 950			5 943			5 943	5 943	1 879	2 951	10 830	0	1 945	17 605	67	84	67	84	64 978	
Counts 41 to 44	Votes transferred	25	76			22	123		50		50			88			88	88	- 1 879	680			889	- 310			50	(1)		GORE excluded
	Total	3 128	10 565	10 830	10 830	3 099	38 452		3 000		3 000			6 031			6 031	6 031	0	3 631	10 830		2 834	17 295	117	83	117	83	64 978	
Counts 45 to 48	Votes transferred	53	81			45	179		77		77			166			166	166		2 305			- 2 834	- 529			108	(1)		ROE excluded
	Total	3 181	10 646	10 830	10 830	3 144	38 631		3 077		3 077			6 197			6 197	6 197		5 936	10 830		0	16 766	225	82	225	82	64 978	
Count 49	Votes transferred	240	407			192	839		- 2 980		- 2 980			359			359	359		698				698			1 084	0		HOULT part excluded
	Total	3 421	11 053	10 830	10 830	3 336	39 470		97		97			6 556			6 556	6 556		6 634	10 830			17 464	1 309	82	1 309	82	64 978	COURTNEY elected 4
Counts 50 to 52	Votes transferred	23				20	43		- 97		- 97			8			8	8		10				10			41	(5)		HOULT fully excluded
	Total	3 444	11 053	10 830	10 830	3 356	39 513		0		0			6 564			6 564	6 564		6 644	10 830			17 474	1 350	77	1 350	77	64 978	
Count 53	Votes transferred	61	- 223			62	- 100							7			7	7		10				10			81	2		COURTNEY's surplus distributed
	Total	3 505	10 830	10 830	10 830	3 418	39 413							6 571			6 571	6 571		6 654	10 830			17 484	1 431	79	1 431	79	64 978	
Counts 54 to 58	Votes transferred	2 960				- 3 418	- 458							90			90	90		86				86			287	(5)		WOOD excluded
	Total	6 465	10 830	10 830	10 830	0	38 955							6 661			6 661	6 661		6 740	10 830			17 570	1 718	74	1 718	74	64 978	
Counts 59 to 63	Votes transferred	- 6 465					- 6 465							745			745	745		1 467				1 467			4 265	(12)		ARCHER excluded
	Total	0	10 830	10 830	10 830		32 490							7 406			7 406	7 406		8 207	10 830			19 037	5 983	62	5 983	62	64 978	HOUSTON elected 5











Distribution of preferences Quota 11 863

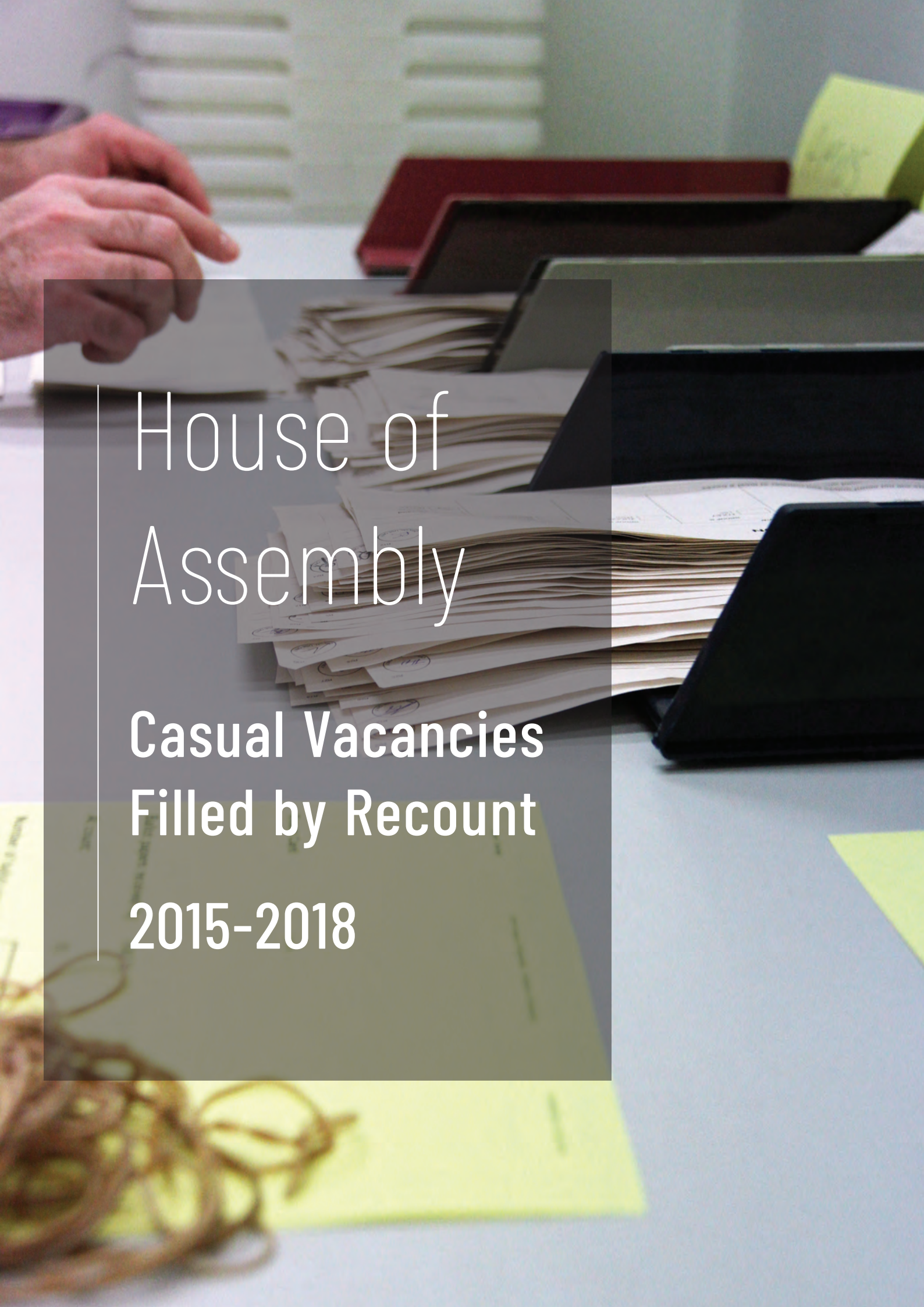
		Shooters, Fishers, Farmers Tas		Tasmanian Greens					Australian Labor Party					Liberal Party					Exhausted Votes	Loss (Gain) by Fraction	Total Votes	Remarks			
		HEXT	Total	ATKINSON	EWIN	HATFIELD	LINCOLNE	WOODRUFF	Total	BARNESLEY	CHONG	MIDSON	O'BYRNE	STANDEN	Total	CHANDLER	DUFFY	HODGMAN					PETRUSMA	STREET	Total
Count 1	Primary votes	2 041	<b>2 041</b>	896	909	536	595	7 284	<b>10 220</b>	1 913	2 136	4 107	11 221	5 087	<b>24 464</b>	1 151	739	27 184	3 467	1 907	<b>34 448</b>	0	0	<b>71 173</b>	<b>HODGMAN elected 1</b>
Count 2	Votes transferred	148	<b>148</b>	19	9	2	5	80	<b>115</b>	29	43	90	309	85	<b>556</b>	1 487	800	-15 321	8 222	3 985	<b>- 827</b>	0	8		HODGMAN's surplus distributed
	Total	2 189	<b>2 189</b>	915	918	538	600	7 364	<b>10 335</b>	1 942	2 179	4 197	11 530	5 172	<b>25 020</b>	2 638	1 539	11 863	11 689	5 892	<b>33 621</b>	0	8	<b>71 173</b>	
Counts 3 to 4	Votes transferred	5	<b>5</b>	198	42	- 538	24	210	<b>- 64</b>	25	3	6	12	7	<b>53</b>	0	3		1	1	<b>5</b>	0	1		HATFIELD excluded
	Total	2 194	<b>2 194</b>	1 113	960	0	624	7 574	<b>10 271</b>	1 967	2 182	4 203	11 542	5 179	<b>25 073</b>	2 638	1 542	11 863	11 690	5 893	<b>33 626</b>	0	9	<b>71 173</b>	
Counts 5 to 6	Votes transferred	6	<b>6</b>	68	204		- 624	262	<b>- 90</b>	10	8	8	35	12	<b>73</b>	1	1		4	3	<b>9</b>	0	2		LINCOLNE excluded
	Total	2 200	<b>2 200</b>	1 181	1 164		0	7 836	<b>10 181</b>	1 977	2 190	4 211	11 577	5 191	<b>25 146</b>	2 639	1 543	11 863	11 694	5 896	<b>33 635</b>	0	11	<b>71 173</b>	
Counts 7 to 8	Votes transferred	12	<b>12</b>	478	-1 164			535	<b>- 151</b>	20	49	6	22	23	<b>120</b>	4	1		9	4	<b>18</b>	0	1		EWIN excluded
	Total	2 212	<b>2 212</b>	1 659	0			8 371	<b>10 030</b>	1 997	2 239	4 217	11 599	5 214	<b>25 266</b>	2 643	1 544	11 863	11 703	5 900	<b>33 653</b>	0	12	<b>71 173</b>	
Count 9	Votes transferred	15	<b>15</b>	5				5	<b>10</b>	15	11	12	11	17	<b>66</b>	217	- 744		327	109	<b>- 91</b>	0	0		DUFFY part excluded
	Total	2 227	<b>2 227</b>	1 664				8 376	<b>10 040</b>	2 012	2 250	4 229	11 610	5 231	<b>25 332</b>	2 860	800	11 863	12 030	6 009	<b>33 562</b>	0	12	<b>71 173</b>	<b>PETRUSMA elected 2</b>
Count 10	Votes transferred	9	<b>9</b>	1				3	<b>4</b>	1	4	3	13	4	<b>25</b>	407	- 800		349		<b>- 44</b>	0	6		DUFFY fully excluded
	Total	2 236	<b>2 236</b>	1 665				8 379	<b>10 044</b>	2 013	2 254	4 232	11 623	5 235	<b>25 357</b>	3 267	0	11 863	12 030	6 358	<b>33 518</b>	0	18	<b>71 173</b>	
Count 11	Votes transferred	1	<b>1</b>	1				1	<b>2</b>	0	2	0	2	0	<b>4</b>	49			- 167	107	<b>- 11</b>	0	4		PETRUSMA's surplus distributed
	Total	2 237	<b>2 237</b>	1 666				8 380	<b>10 046</b>	2 013	2 256	4 232	11 625	5 235	<b>25 361</b>	3 316		11 863	11 863	6 465	<b>33 507</b>	0	22	<b>71 173</b>	
Counts 12 to 14	Votes transferred	14	<b>14</b>	-1 666				1 436	<b>- 230</b>	27	27	54	60	18	<b>186</b>	10			12		<b>22</b>	5	3		ATKINSON excluded
	Total	2 251	<b>2 251</b>	0				9 816	<b>9 816</b>	2 040	2 283	4 286	11 685	5 253	<b>25 547</b>	3 326		11 863	11 863	6 477	<b>33 529</b>	5	25	<b>71 173</b>	
Count 15	Votes transferred	17	<b>17</b>					92	<b>92</b>	-2 009	288	473	270	831	<b>- 147</b>	17			17		<b>34</b>	4	0		BARNESLEY part excluded
	Total	2 268	<b>2 268</b>					9 908	<b>9 908</b>	31	2 571	4 759	11 955	6 084	<b>25 400</b>	3 343		11 863	11 863	6 494	<b>33 563</b>	9	25	<b>71 173</b>	<b>O'BYRNE elected 3</b>
Counts 16 to 17	Votes transferred	1	<b>1</b>					3	<b>3</b>	- 31	3	2		11	<b>- 15</b>	4			5		<b>9</b>	1	1		BARNESLEY fully excluded
	Total	2 269	<b>2 269</b>					9 911	<b>9 911</b>	0	2 574	4 761	11 955	6 095	<b>25 385</b>	3 347		11 863	11 863	6 499	<b>33 572</b>	10	26	<b>71 173</b>	
Count 18	Votes transferred	1	<b>1</b>					6	<b>6</b>		22	24	- 92	32	<b>- 14</b>	1			1		<b>2</b>	1	4		O'BYRNE's surplus distributed
	Total	2 270	<b>2 270</b>					9 917	<b>9 917</b>		2 596	4 785	11 863	6 127	<b>25 371</b>	3 348		11 863	11 863	6 500	<b>33 574</b>	11	30	<b>71 173</b>	
Counts 19 to 22	Votes transferred	-2 270	<b>-2 270</b>					323	<b>323</b>	208	287			273	<b>768</b>	451			675		<b>1 126</b>	50	3		HEXT excluded
	Total	0	<b>0</b>					10 240	<b>10 240</b>	2 804	5 072	11 863	6 400	<b>26 139</b>	3 799		11 863	11 863	7 175	<b>34 700</b>	61	33	<b>71 173</b>		
Counts 23 to 26	Votes transferred							241	<b>241</b>	-2 804	894			1 430	<b>- 480</b>	68			111		<b>179</b>	59	1		CHONG excluded
	Total							10 481	<b>10 481</b>	0	5 966	11 863	7 830	<b>25 659</b>	3 867		11 863	11 863	7 286	<b>34 879</b>	120	34	<b>71 173</b>		
Counts 27 to 30	Votes transferred							81	<b>81</b>		107			153	<b>260</b>	-3 867			3 357		<b>- 510</b>	167	2		CHANDLER excluded
	Total							10 562	<b>10 562</b>		6 073	11 863	7 983	<b>25 919</b>	0		11 863	11 863	10 643	<b>34 369</b>	287	36	<b>71 173</b>		
Count 31	Votes transferred							382	<b>382</b>		-5 893			5 012	<b>- 881</b>				253		<b>253</b>	246	0		MIDSON part excluded
	Total							10 944	<b>10 944</b>		180	11 863	12 995	<b>25 038</b>			11 863	11 863	10 896	<b>34 622</b>	533	36	<b>71 173</b>	<b>STANDEN elected 4</b>	
Counts 32 to 34	Votes transferred							36	<b>36</b>		- 180				<b>- 180</b>				87		<b>87</b>	62	(5)		MIDSON fully excluded
	Total							10 980	<b>10 980</b>		0	11 863	12 995	<b>24 858</b>			11 863	11 863	10 983	<b>34 709</b>	595	31	<b>71 173</b>		
Count 35	Votes transferred							382	<b>382</b>					-1 132	<b>-1 132</b>				153		<b>153</b>	596	1		STANDEN's surplus distributed
	Total							11 362	<b>11 362</b>				11 863	11 863	<b>23 726</b>			11 863	11 863	11 136	<b>34 862</b>	1 191	32	<b>71 173</b>	<b>WOODRUFF elected 5</b>









A photograph of a person's hands clasped together on a desk. The desk is cluttered with stacks of papers, some of which are yellowed and have circular stamps. A laptop is open in the background, and a pair of glasses is visible in the foreground. The overall scene suggests a busy office or administrative environment.

# House of Assembly

**Casual Vacancies  
Filled by Recount**

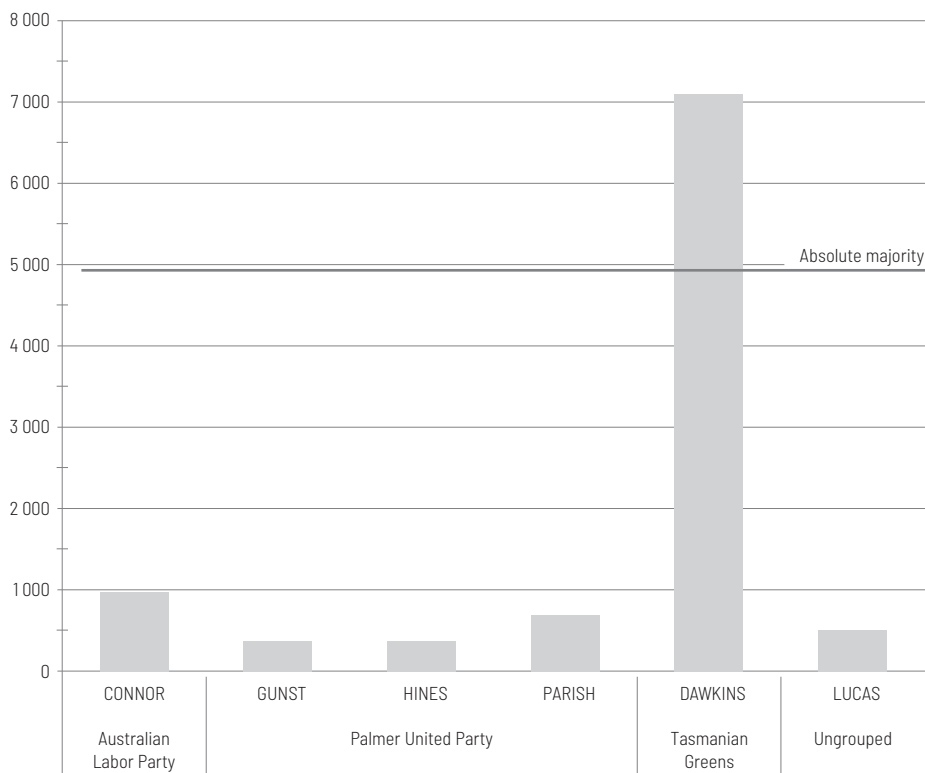
**2015-2018**

## Division of BASS recount conducted 9 June 2015

Following the resignation of Kim Booth on 22 May 2015

	Australian Labor Party	Palmer United Party			Tasmanian Greens	Ungrouped	Exhausted Votes	Loss by Fraction	Total Votes	Absolute majority	Remarks
	Andrew CONNOR	Brian Lockwood GUNST	Mark Edward HINES	Tim PARISH	Andrea DAWKINS	Brett Edward LUCAS					
Votes	906	343	324	641	7 106	467	671	8	10 466	4 898	BOOTH's votes distributed,
Percentage	9.26%	3.50%	3.31%	6.55%	72.61%	4.77%					<b>DAWKINS elected</b>

### Distribution of votes from Kim Booth

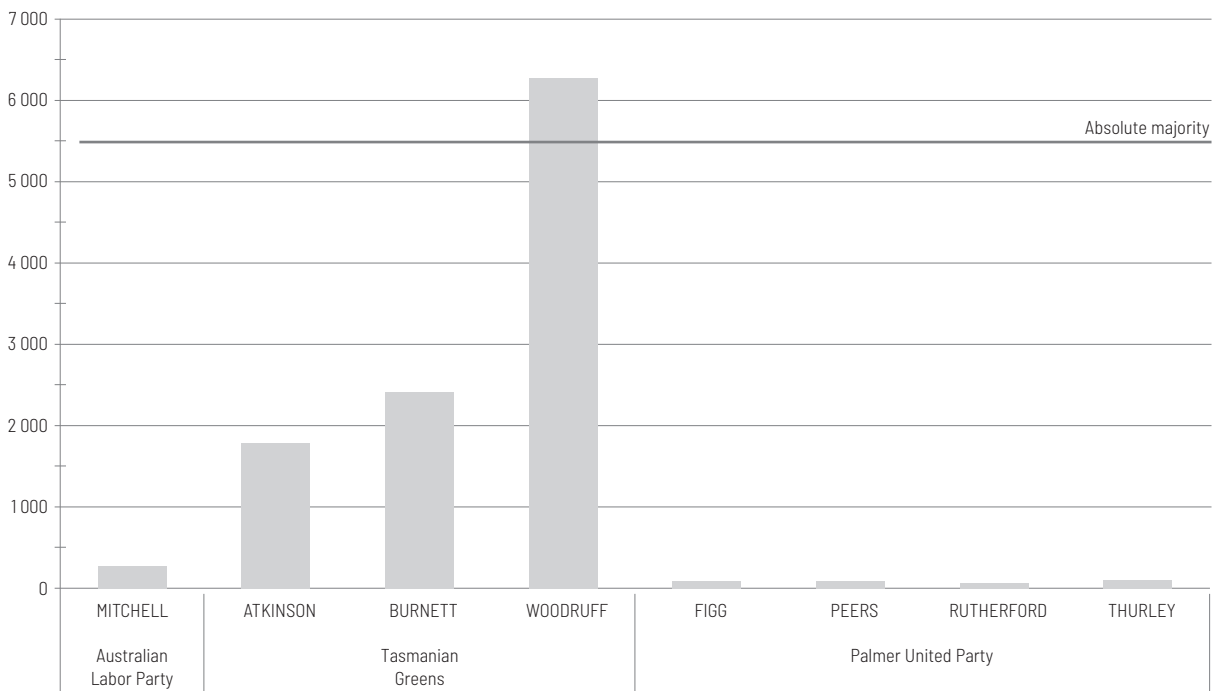


## Division of FRANKLIN recount conducted 17 August 2015

Following the resignation of Nick McKim on 4 August 2015

	Australian Labor Party		Tasmanian Greens		Palmer United Party				Exhausted Votes	Loss by Fraction	Total Votes	Absolute majority	Remarks
	Russell MITCHELL	Richard ATKINSON	Simon BURNETT	Rosalie WOODRUFF	Michael Greer FIGG	John Phillip PEERS	Luke RUTHERFORD	Debra Joyce THURLEY					
Votes	235	1 767	2 401	6 251	51	67	41	80	274	17	11 184	5 456	McKIM's votes distributed,
Percentage	2.16%	16.22%	22.04%	57.39%	0.47%	0.62%	0.38%	0.73%					<b>WOODRUFF elected</b>

### Distribution of votes from Nick McKim

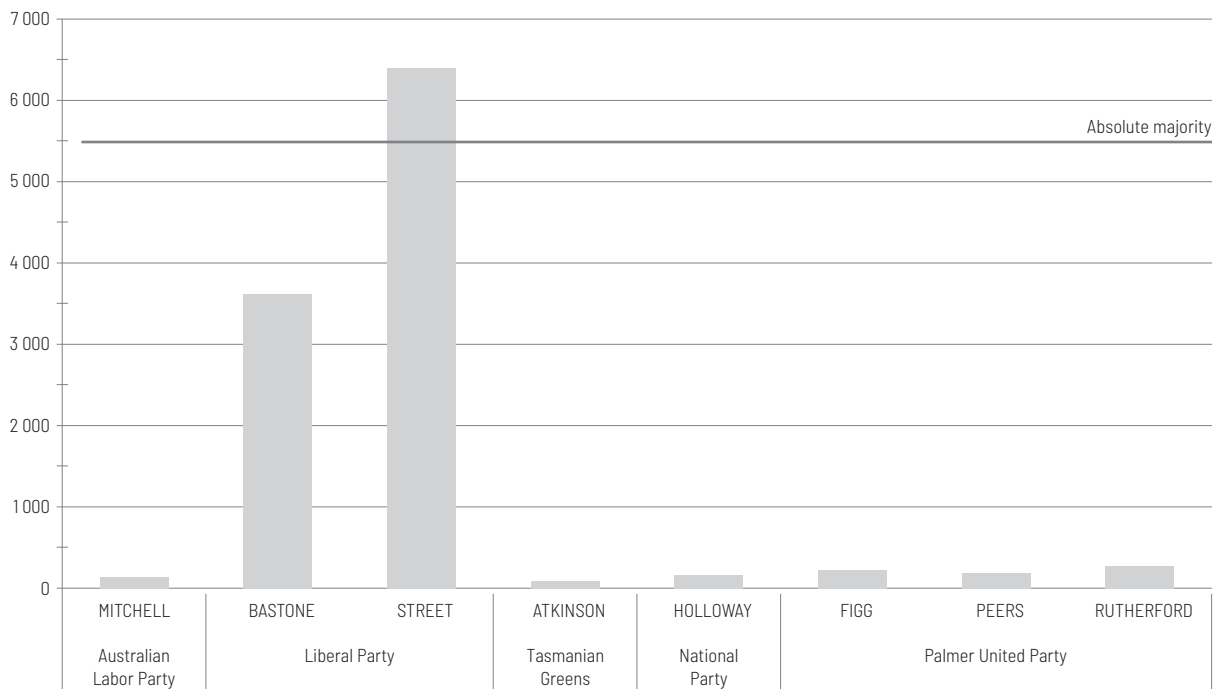


## Division of FRANKLIN recount conducted 1 March 2016

Following the resignation of Andrew Paul Harriss on 18 February 2016

	Australian Labor Party	Liberal Party	Tasmanian Greens	National Party	Palmer United Party			Exhausted Votes	Loss by Fraction	Total Votes	Absolute majority	Remarks	
	Russell MITCHELL	Sue BASTONE	Nic STREET	Richard ATKINSON	Matt HOLLOWAY	Michael Greer FIGG	John Phillip PEERS	Luke RUTHERFORD					
Votes	115	3 618	6 410	59	139	199	200	261	166	17	11 184	5 510	HARRISS' votes distributed,
Percentage	1.05%	32.89%	58.27%	0.54%	1.26%	1.81%	1.82%	2.37%					<b>STREET elected</b>

### Distribution of votes from Paul Harriss

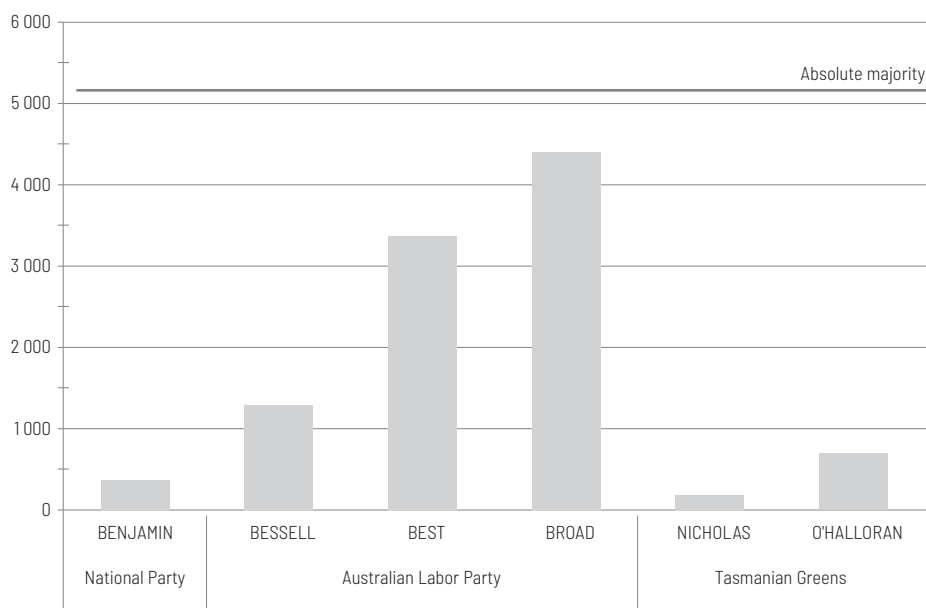


## Division of BRADDON recount conducted 3 April 2017

Following the resignation of Bryan Green on 17 March 2017

		National Party		Australian Labor Party			Tasmanian Greens		Exhausted Votes	Loss by Fraction	Total Votes	Absolute majority	Remarks
		BENJAMIN	BESSELL	BEST	BROAD	NICHOLAS	O'HALLORAN						
Counts 1 to 7	Total	366	1 296	3 386	4 430	186	692	346	14	<b>10 716</b>	5 186	GREEN's votes distributed	
Counts 8 to 14	Votes transferred	11	10	21	14	- 186	75	52	3			NICHOLAS excluded	
	Total	<b>377</b>	<b>1 306</b>	<b>3 407</b>	<b>4 444</b>	<b>0</b>	<b>767</b>	<b>398</b>	<b>17</b>	<b>10 716</b>	<b>5 160</b>		
Counts 15 to 21	Votes transferred	- 377	57	95	109		22	88	6			BENJAMIN excluded	
	Total	<b>0</b>	<b>1 363</b>	<b>3 502</b>	<b>4 553</b>		<b>789</b>	<b>486</b>	<b>23</b>	<b>10 716</b>	<b>5 116</b>		
Counts 22 to 28	Votes transferred		131	145	372		- 789	138	3			O'HALLORAN excluded	
	Total		<b>1 494</b>	<b>3 647</b>	<b>4 925</b>		<b>0</b>	<b>624</b>	<b>26</b>	<b>10 716</b>	<b>5 047</b>		
Counts 29 to 35	Votes transferred		-1 494	351	1 062			83	-2			BESSELL excluded	
	Total		<b>0</b>	<b>3 998</b>	<b>5 987</b>			<b>707</b>	<b>24</b>	<b>10 716</b>	<b>5 005</b>	<b>BROAD elected</b>	
	Percentage			40.04%	59.96%								

## Distribution of votes from Bryan Green









# | Appendices



# Appendix A

## **Informal Ballot Paper Surveys**

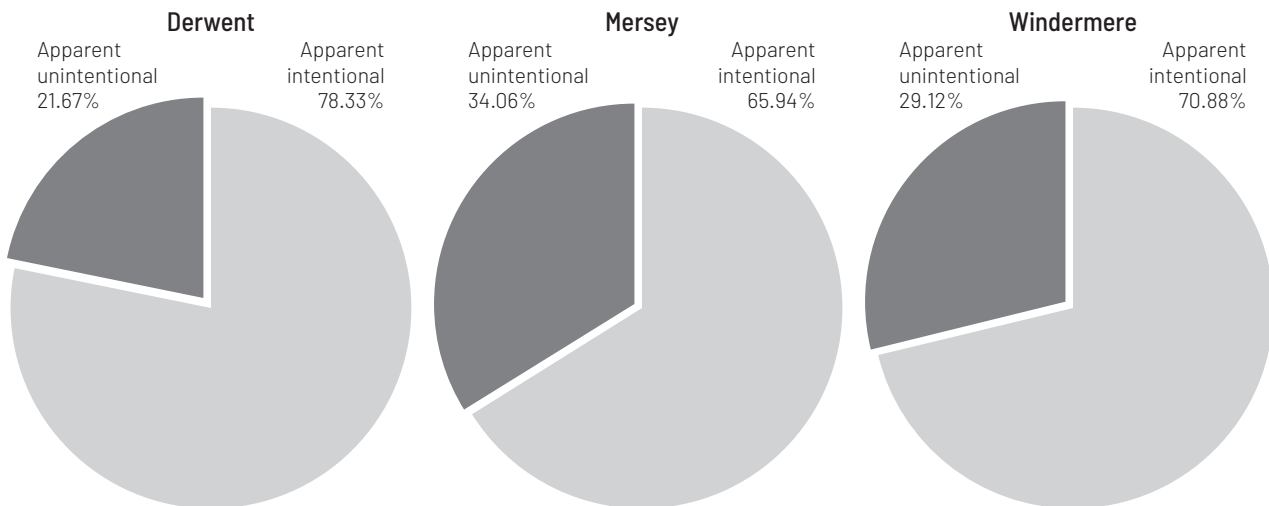
2015–2018 Legislative Council Elections

2018 House of Assembly Elections

## 2015 Legislative Council Elections

### Informal Ballot Paper Survey

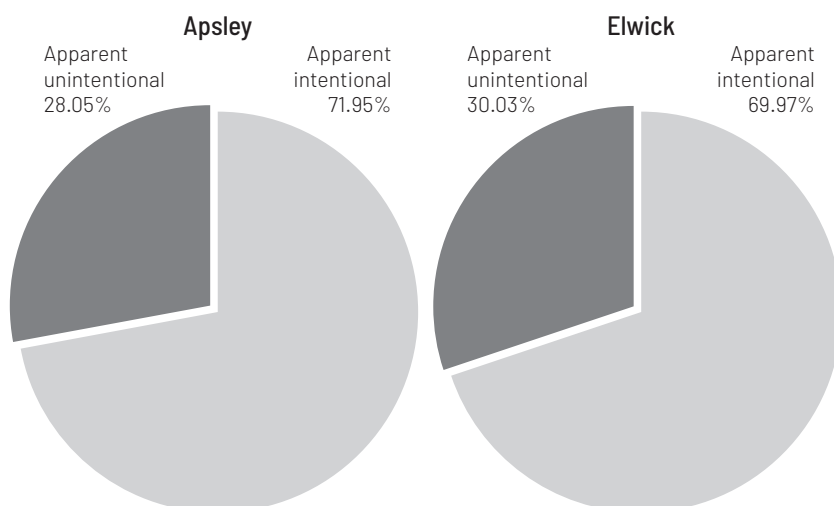
	Derwent	Mersey	Windermere	Total
<b>Apparent intentional informal voting</b>				
Blank	404	204	245	853
Deliberate informal or scribble/messages only	601	282	444	1 327
<b>Total</b>	<b>1 005</b>	<b>486</b>	<b>689</b>	<b>2 180</b>
<b>Apparent unintentional informality</b>				
Contains writing identifying elector	0	2	4	6
Contains only ticks or crosses	235	223	143	601
No first preference	9	12	10	31
Repetitions or omissions	0	0	102	102
Two or more first preferences	34	14	24	72
<b>Total</b>	<b>278</b>	<b>251</b>	<b>283</b>	<b>812</b>
<b>Total</b>	<b>1 283</b>	<b>737</b>	<b>972</b>	<b>2 992</b>



## 2016 Legislative Council Elections

### Informal Ballot Paper Survey

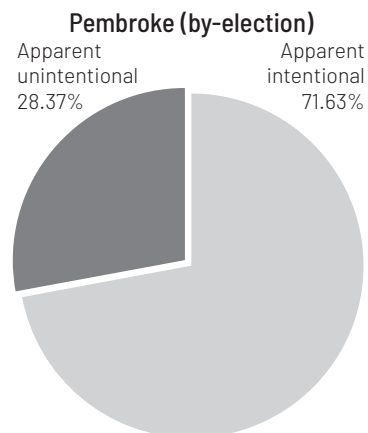
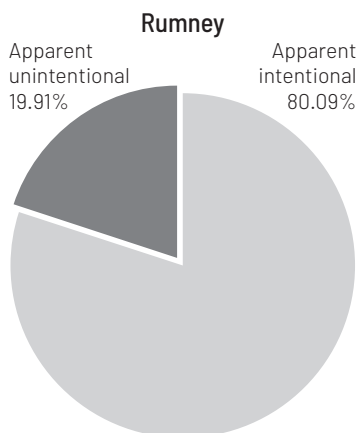
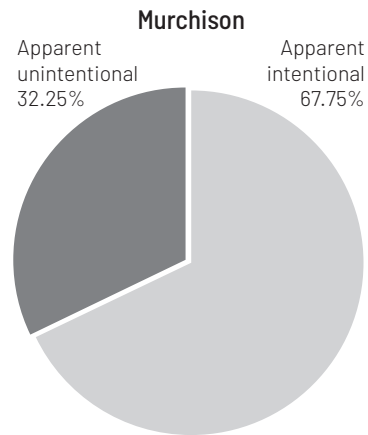
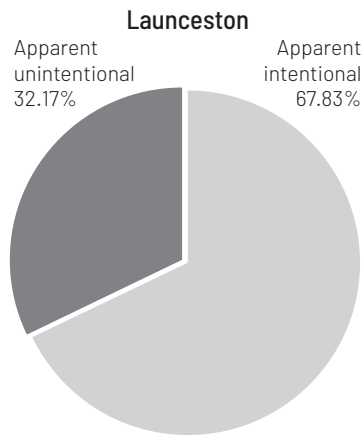
	Apsley	Elwick	Total
<b>Apparent intentional informal voting</b>			
Blank	224	271	495
Deliberate informal or scribble/messages only	343	442	785
<b>Total</b>	<b>567</b>	<b>713</b>	<b>1 280</b>
<b>Apparent unintentional informality</b>			
Contains writing identifying elector	0	0	0
Contains only ticks or crosses	128	235	363
No first preference	12	13	25
Repetitions or omissions	58	52	110
Two or more first preferences	23	6	29
<b>Total</b>	<b>221</b>	<b>306</b>	<b>527</b>
<b>Total</b>	<b>788</b>	<b>1 019</b>	<b>1 807</b>



## 2017 Legislative Council Elections

### Informal Ballot Paper Survey

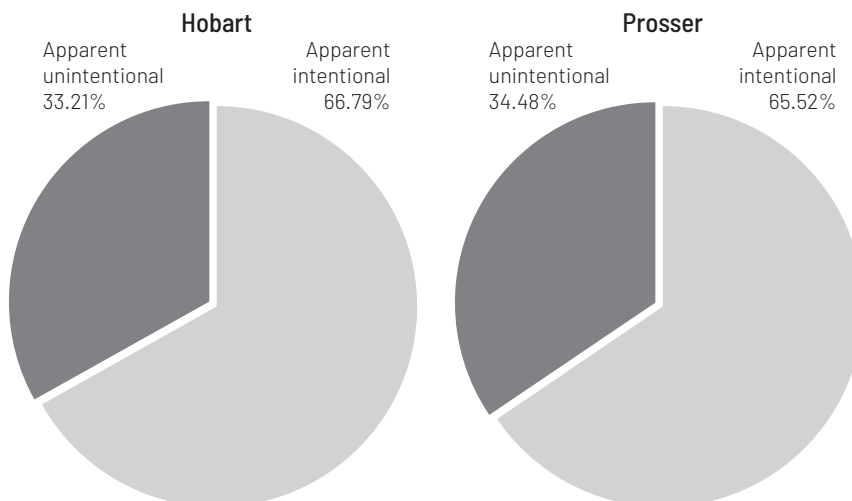
	Launceston	Murchison	Rumney	Pembroke (by-election)	Total
<b>Apparent intentional informal voting</b>					
Blank	214	220	287	221	942
Deliberate informal or scribble/messages only	292	238	449	332	1 311
<b>Total</b>	<b>506</b>	<b>458</b>	<b>736</b>	<b>553</b>	<b>2 253</b>
<b>Apparent unintentional informality</b>					
Contains writing identifying elector	2	0	2	0	4
Contains only ticks or crosses	125	190	73	115	503
No first preference	3	17	9	4	33
Repetitions or omissions	77	0	82	67	226
Two or more first preferences	33	11	17	33	94
<b>Total</b>	<b>240</b>	<b>218</b>	<b>183</b>	<b>219</b>	<b>860</b>
<b>Total</b>	<b>746</b>	<b>676</b>	<b>919</b>	<b>772</b>	<b>3 113</b>



## 2018 Legislative Council Elections

### Informal Ballot Paper Survey

	Hobart	Prosser	Total
<b>Apparent intentional informal voting</b>			
Blank	151	322	473
Deliberate informal or scribble/messages only	219	345	564
<b>Total</b>	<b>370</b>	<b>667</b>	<b>1 037</b>
<b>Apparent unintentional informality</b>			
Contains writing identifying elector	0	0	0
Contains only ticks or crosses	106	170	276
No first preference	5	13	18
Repetitions or omissions	64	150	214
Two or more first preferences	9	18	27
<b>Total</b>	<b>184</b>	<b>351</b>	<b>535</b>
<b>Total</b>	<b>554</b>	<b>1 018</b>	<b>1 572</b>





## 2018 House of Assembly Elections

### Division of Bass - Informal Ballot Paper Survey

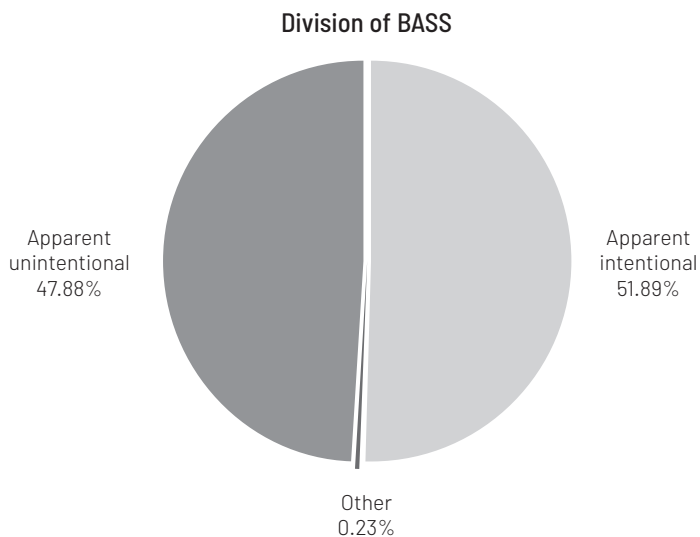
#### Apparent intentional informal voting

Blank	787
Deliberate informal or scribble/messages only	1 040
<b>Total</b>	<b>1 827</b>

#### Apparent unintentional informality

Contains writing identifying the elector	1
Contains only ticks or crosses	725
Some numbers but no first preference	35
One first preference, but includes repetitions or omissions between 2 and 5	511
Two or more first preferences	
• 2 first preferences	181
• 3 first preferences	45
• 4 first preferences	61
• 5 first preferences	109
• Greater than 5 first preferences	18
<b>Total</b>	<b>1 686</b>

Other	8
<b>Total</b>	<b>3 521</b>



## Division of Bass - Repetitions and Omissions

This table shows a break up of the informal ballot paper category "One first preference, but includes repetitions or omissions between 2 and 5". The number of ballot papers are listed against the candidate who received the first preference, and by the subsequent preference that was repeated or omitted.

	Repeated preference					Omitted preference					Total
	2	3	4	5	Total	2	3	4	5	Total	
<b>Liberal Party</b>											
ARCHER, Bridget	1	3		3	7	4	5	4	4	17	24
COURTNEY, Sarah	7	4	4	9	24	9	10	5	4	28	52
FERGUSON, Michael	8	3	7	13	31	19	15	14	7	55	86
GUTWEIN, Peter	7	3	7	16	33	13	12	7	12	44	77
WOOD, Simon	2		1	1	4	5	2		1	8	12
<b>Jacqui Lambie Network</b>											
GROAT, Daniel	1		2		3	2	1	2	11	16	19
HOULT, Michelle	1	1		3	5	1			22	23	28
HOY, Joshua			1		1	2	1		12	15	16
MADDEN, Gary	1		1		2	3		4	11	18	20
<b>Tasmanian Greens</b>											
ANGLESEY, Emma	2		1		3			1		1	4
DAWKINS, Andrea	2	3		5	10	3		1	2	6	16
HALL, Tom	1		1		2	1		1	1	3	5
IRELAND, James					0	1			1	2	2
WILLIAMS, Emma	1		1		2	1	1		1	3	5
<b>Australian Labor Party</b>											
GORE, Adam	4			1	5	1	1	2	2	6	11
HOUSTON, Jennifer		2	1	6	9	3	1	3	1	8	17
O'BYRNE, Michelle	13	3	6	7	29	18	9	10	9	46	75
POWELL, Owen	1	2	1	1	5	1	1	3		5	10
ROE, Brian	1	2	1	3	7	2	4	2	1	9	16
<b>Ungrouped</b>											
LUCAS, Brett Edward					0	12	1	1	2	16	16
<b>Total</b>	<b>53</b>	<b>26</b>	<b>35</b>	<b>68</b>	<b>182</b>	<b>101</b>	<b>64</b>	<b>60</b>	<b>104</b>	<b>329</b>	<b>511</b>

## Division of Braddon - Informal Ballot Paper Survey

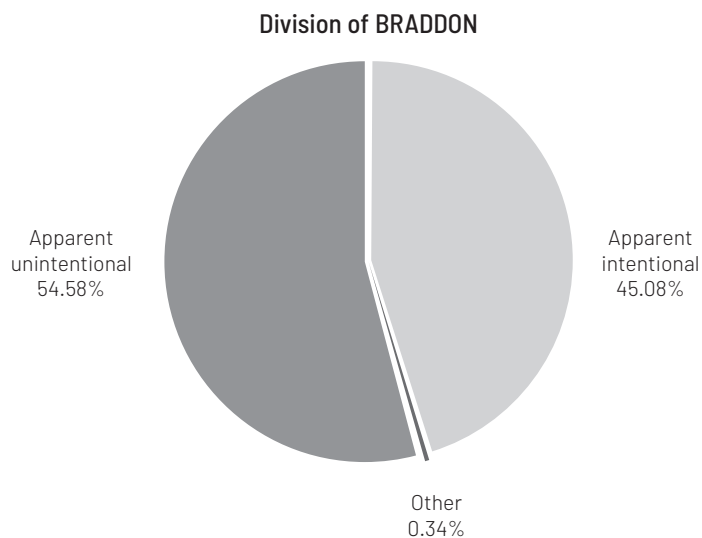
### Apparent intentional informal voting

Blank	940
Deliberate informal or scribble/messages only	769
<b>Total</b>	<b>1 709</b>

### Apparent unintentional informality

Contains writing identifying the elector	1
Contains only ticks or crosses	731
Some numbers but no first preference	35
One first preference, but includes repetitions or omissions between 2 and 5	621
Two or more first preferences	
• 2 first preferences	299
• 3 first preferences	75
• 4 first preferences	40
• 5 first preferences	71
• Greater than 5 first preferences	196
<b>Total</b>	<b>2 069</b>

Other	13
<b>Total</b>	<b>3 791</b>



## Division of Braddon - Repetitions and Omissions

This table shows a break up of the informal ballot paper category "One first preference, but includes repetitions or omissions between 2 and 5". The number of ballot papers are listed against the candidate who received the first preference, and by the subsequent preference that was repeated or omitted.

	Repeated preference					Omitted preference					Total
	2	3	4	5	Total	2	3	4	5	Total	
<b>Liberal Party</b>											
BROOKS, Adam	11	5	10	18	44	19	13	14	12	58	102
ELLIS, Felix	2	1	1	7	11	10	8	2	2	22	33
JAENSCH, Roger	7	2	3	5	17	2		4	5	11	28
ROCKLIFF, Jeremy	7	5	13	24	49	16	12	10	10	48	97
RYLAH, Joan	3	2	2	4	11	2	2	1	3	8	19
<b>T4T-Tasmanians 4 Tasmania</b>											
HALKETT, Cherie				1	1	2	1	1	1	5	6
HONEY, Steven					0		4	1	1	6	6
<b>Australian Labor Party</b>											
BROAD, Shane	5	1	8	6	20	5	7	4	3	19	39
BULLE, Themba	2	4	3	3	12	14	9	1	3	27	39
DOW, Anita	4	4	2	13	23	3	5	5	5	18	41
KIDD, Danielle			2	1	3	1	2	2	2	7	10
ROBERTS, Wayne	2		2	5	9	6			5	11	20
<b>Shooters, Fishers, Farmers Tas</b>											
JONES, Brenton		3	1		4		1	1	6	8	12
NEAL, Brett	1		2	1	4	6		1	11	18	22
SALTMARSH, Glen	1	1		1	3	5	3	2	7	17	20
SWANSON, Kim	1		1		2	1	1		6	8	10
<b>Tasmanian Greens</b>											
JORDAN, Scott	2	1	1		4	1	1		1	3	7
KINGSTON, Tom					0	1				1	1
NICHOLAS, Philip					0		1			1	1
NORBURY, Julie					0		2	1		3	3
O'WHEEL, Sally		2			2		1		1	2	4
<b>Jacqui Lambie Network</b>											
FLANAGAN, Roz		1	1	1	3			2		2	5
FLOWERS, Rodney	2		2		4	4	4		1	9	13
LOVELL, Tim	2		2		4				1	1	5
SMITH, Colin			1		1	3		1		4	5
TIMMS, Gina	4		2	1	7	3		1	2	6	13
<b>Ungrouped</b>											
BEST, Brenton	1		1		2	3	2	3	2	10	12
GARLAND, Craig	1	2	5	2	10	15	7	8	5	35	45
HAMER, Liz		1			1		2			2	3
<b>Total</b>	<b>58</b>	<b>35</b>	<b>65</b>	<b>93</b>	<b>251</b>	<b>122</b>	<b>88</b>	<b>65</b>	<b>95</b>	<b>370</b>	<b>621</b>

## Division of Denison - Informal Ballot Paper Survey

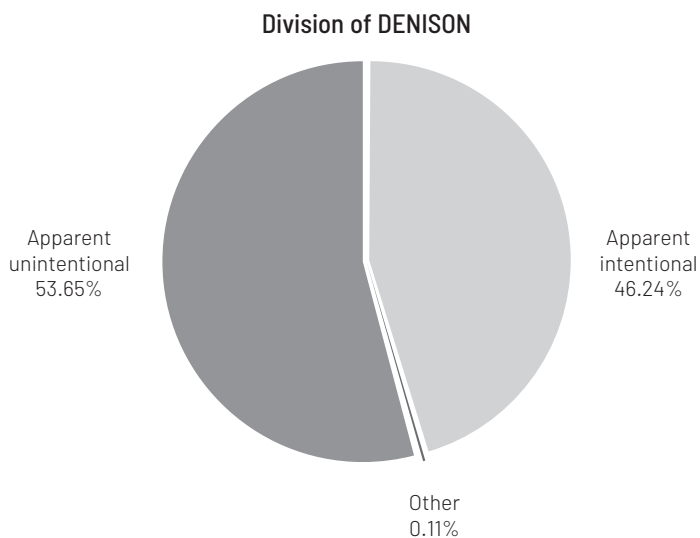
### Apparent intentional informal voting

Blank	594
Deliberate informal or scribble/messages only	717
<b>Total</b>	<b>1 311</b>

### Apparent unintentional informality

Contains writing identifying the elector	0
Contains only ticks or crosses	556
Some numbers but no first preference	24
One first preference, but includes repetitions or omissions between 2 and 5	457
Two or more first preferences	
• 2 first preferences	230
• 3 first preferences	76
• 4 first preferences	33
• 5 first preferences	129
• Greater than 5 first preferences	16
<b>Total</b>	<b>484</b>
<b>Total</b>	<b>1 521</b>

Other	3
<b>Total</b>	<b>2 835</b>



## Division of Denison - Repetitions and Omissions

This table shows a break up of the informal ballot paper category "One first preference, but includes repetitions or omissions between 2 and 5". The number of ballot papers are listed against the candidate who received the first preference, and by the subsequent preference that was repeated or omitted.

	Repeated preference					Omitted preference					Total
	2	3	4	5	Total	2	3	4	5	Total	
<b>T4T-Tasmanians 4 Tasmania</b>											
BARNETT, Alan	3				3	1	4	7	2	14	17
NEWITT, Rob	1	2			3	2	3	6	1	12	15
<b>Shooters, Fishers, Farmers Tas</b>											
BENNETT, Lorraine	1	3	1		5	25	3	4	1	33	38
<b>Australian Labor Party</b>											
BACON, Scott	8	11	10	10	39	26	14	6	9	55	94
COX, Tim	3	2	2	5	12	1	6	4	2	13	25
HADDAD, Ella	7	2	1	7	17	2	3	1	1	7	24
OGILVIE, Madeleine	2	6	4	3	15	4	1	4	3	12	27
SHERLOCK, Zelinda	2	4	2	2	10	2		2	2	6	16
<b>Tasmanian Greens</b>											
BENHAM, Aaron					0	1			1	2	2
BURNET, Helen	1		2	4	7		1	3		4	11
FITZPATRICK, Mel	1		1	2	4				1	1	5
KOKKORIS, Rose	1		1	1	3	2		1		3	6
O'CONNOR, Cassy	7	5	5	9	26	2	3	3	5	13	39
<b>Liberal Party</b>											
ARCHER, Elise	2	6	4	11	23	8	7	4	7	26	49
BEHRAKIS, Simon		1	2	3	6	3	1	3	1	8	14
HICKEY, Sue	6	4	4	2	16	9	6	5	9	29	45
JOHNSON, Kristy	4	2	2	1	9	7	3	2	2	14	23
YOUNG, Dean		1	1		2	2		2	1	5	7
<b>Total</b>	<b>49</b>	<b>49</b>	<b>42</b>	<b>60</b>	<b>200</b>	<b>97</b>	<b>55</b>	<b>57</b>	<b>48</b>	<b>257</b>	<b>457</b>

## Division of FRANKLIN - Informal Ballot Paper Survey

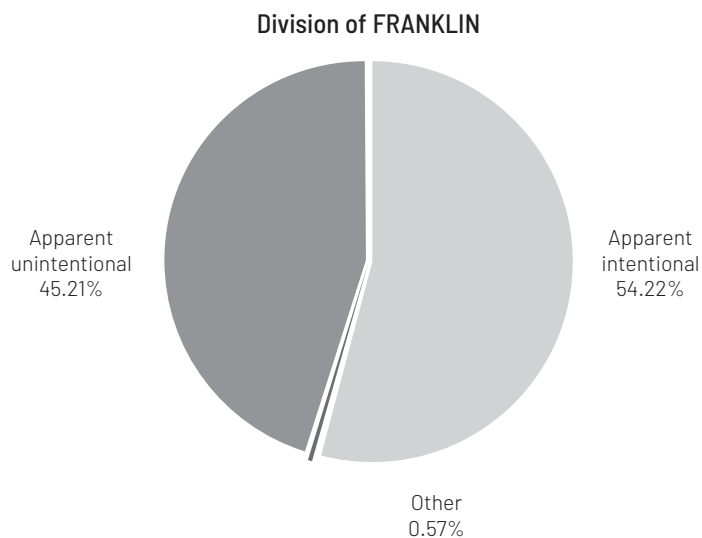
### Apparent intentional informal voting

Blank	687
Deliberate informal or scribble/messages only	933
<b>Total</b>	<b>1 620</b>

### Apparent unintentional informality

Contains writing identifying the elector	1
Contains only ticks or crosses	602
Some numbers but no first preference	25
One first preference, but includes repetitions or omissions between 2 and 5	425
Two or more first preferences	
• 2 first preferences	139
• 3 first preferences	83
• 4 first preferences	57
• 5 first preferences	13
• Greater than 5 first preferences	6
<b>Total</b>	<b>1 351</b>

Other	17
<b>Total</b>	<b>2 988</b>



## Division of Franklin - Repetitions and Omissions

This table shows a break up of the informal ballot paper category "One first preference, but includes repetitions or omissions between 2 and 5". The number of ballot papers are listed against the candidate who received the first preference, and by the subsequent preference that was repeated or omitted.

	Repeated preference					Omitted preference					Total
	2	3	4	5	Total	2	3	4	5	Total	
<b>Shooters, Fishers, Farmers Tas</b>											
HEXT, Brendon	3	1	1		5	33	7	2	10	52	57
<b>Tasmanian Greens</b>											
ATKINSON, Richard	1				1		1	2	1	4	5
EWIN, Holly	1			2	3	1	1	2	2	6	9
HATFIELD, Lachlan					0		2	2	1	5	5
LINCOLNE, Ross	1	1		1	3	2	1			3	6
WOODRUFF, Rosalie	1	4	1	2	8	2	3	3	2	10	18
<b>Australian Labor Party</b>											
BARNSLEY, Kathryn	3		2	1	6	2	1		3	6	12
CHONG, Heather					0	1	4		3	8	8
MIDSON, Kevin	2	2		3	7	4	5	5	2	16	23
O'BYRNE, David	6	1	4	9	20	18	11	3	3	35	55
STANDEN, Alison	3	2	3	4	12	6	3	4	5	18	30
<b>Liberal Party</b>											
CHANDLER, Claire	1	2	1	2	6	2		3	4	9	15
DUFFY, Simon		3			3	3	1	1	5	10	13
HODGMAN, Will	8	6	8	19	41	28	25	14	16	83	124
PETRUSMA, Jacquie	4	2	1	4	11	4	9	8	3	24	35
STREET, Nic				1	1	1	2	4	2	9	10
<b>Total</b>	<b>34</b>	<b>24</b>	<b>21</b>	<b>48</b>	<b>127</b>	<b>107</b>	<b>76</b>	<b>53</b>	<b>62</b>	<b>298</b>	<b>425</b>



## Division of Lyons - Informal Ballot Paper Survey

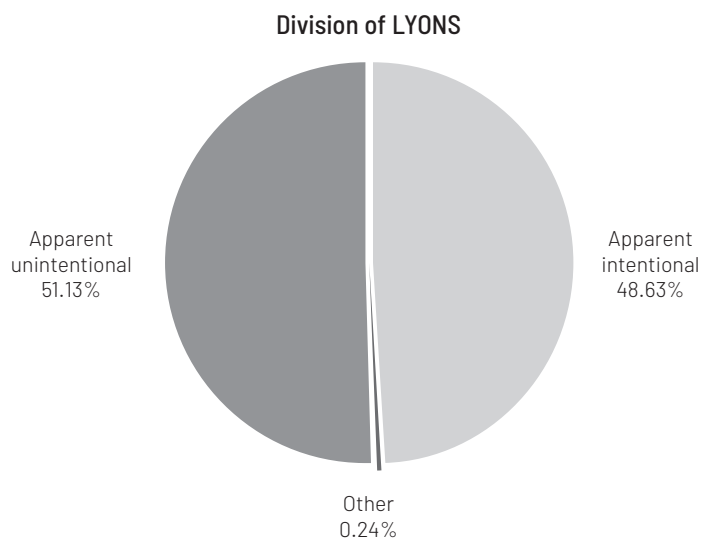
### Apparent intentional informal voting

Blank	885
Deliberate informal or scribble/messages only	1 116
<b>Total</b>	<b>2 001</b>

### Apparent unintentional informality

Contains writing identifying the elector	1
Contains only ticks or crosses	854
Some numbers but no first preference	42
One first preference, but includes repetitions or omissions between 2 and 5	568
Two or more first preferences	
• 2 first preferences	339
• 3 first preferences	55
• 4 first preferences	33
• 5 first preferences	53
• Greater than 5 first preferences	159
<b>Total</b>	<b>2 104</b>

Other	10
Missing	59
<b>Total</b>	<b>4 174</b>



## Division of Lyons - Repetitions and Omissions

This table shows a break up of the informal ballot paper category "One first preference, but includes repetitions or omissions between 2 and 5". The number of ballot papers are listed against the candidate who received the first preference, and by the subsequent preference that was repeated or omitted.

	Repeated preference					Omitted preference					Total
	2	3	4	5	Total	2	3	4	5	Total	
<b>Jacqui Lambie Network</b>											
KENT, Michael	2	3	1	1	7	7	4	14	3	28	35
REYNOLDS, Chris	2	2	2	3	9	5	1	12	5	23	32
VERVAART, Bob	4	3	1		8	2	2	10	2	16	24
<b>Liberal Party</b>											
BARNETT, Guy	7	5	1	5	18	7	6	3	9	25	43
HIDDING, Rene	6	5	3	11	25	9	9	7	3	28	53
HOWLETT, Jane	6	6	3	2	17	4	7	4	6	21	38
SHELTON, Mark	6	5	5	8	24	11	7	3	7	28	52
TUCKER, John	8	4	1	3	16	6	2	1	5	14	30
<b>Australian Labor Party</b>											
BUTLER, Jen	6	1	1		8	3	1	3	3	10	18
CLARK, Darren	1	2			3	3	5	2	2	12	15
GAFFNEY, Gerard	3		1	1	5	2	2	2	1	7	12
LAMBERT, Janet	2	1	1		4	7	7	2	2	18	22
WHITE, Rebecca	17	13	11	7	48	28	14	14	17	73	121
WRIGHT, Kylie	1	1		1	3	6	1	1	1	9	12
<b>Tasmanian Greens</b>											
BRINDLEY, Fraser	2			3	5	1			2	3	8
HUTCHINSON, Helen	1		1		2	1	1	1		3	5
LANDON-LANE, Lucy	1				1					0	1
MILLAR, Glenn	3	1		1	5		2			2	7
WHISSON, Gary	1			1	2					0	2
<b>Shooters, Fishers, Farmers Tas</b>											
ALLEN, Matthew				1	1	2	1	1		4	5
BROADBY, Shane		1	1	1	3	2	1		1	4	7
DI FALCO, Carlo	1		1	1	3	1	1		3	5	8
HARVEY, Andrew	4				4	1				1	5
TURALE, Wayne			1		1	2	1			3	4
<b>Ungrouped</b>											
MURTAGH, Tennille	1				1	1	3			4	5
PEART, Kim					0		1	3		4	4
<b>Total</b>	<b>85</b>	<b>53</b>	<b>35</b>	<b>50</b>	<b>223</b>	<b>111</b>	<b>79</b>	<b>83</b>	<b>72</b>	<b>345</b>	<b>568</b>



# Appendix B

## History Tables

### **Last 3 Periodic Cycles of Legislative Council Elections**

2001-2018

### **Last 6 House of Assembly Elections**

3 March 2018

15 March 2014

20 March 2010

18 March 2006

20 July 2002

29 August 1998

## Legislative Council Election Statistics

This table contains statistics on the last three periodic cycles of Legislative Council elections. For earlier elections statistics, see previous editions of this publication.

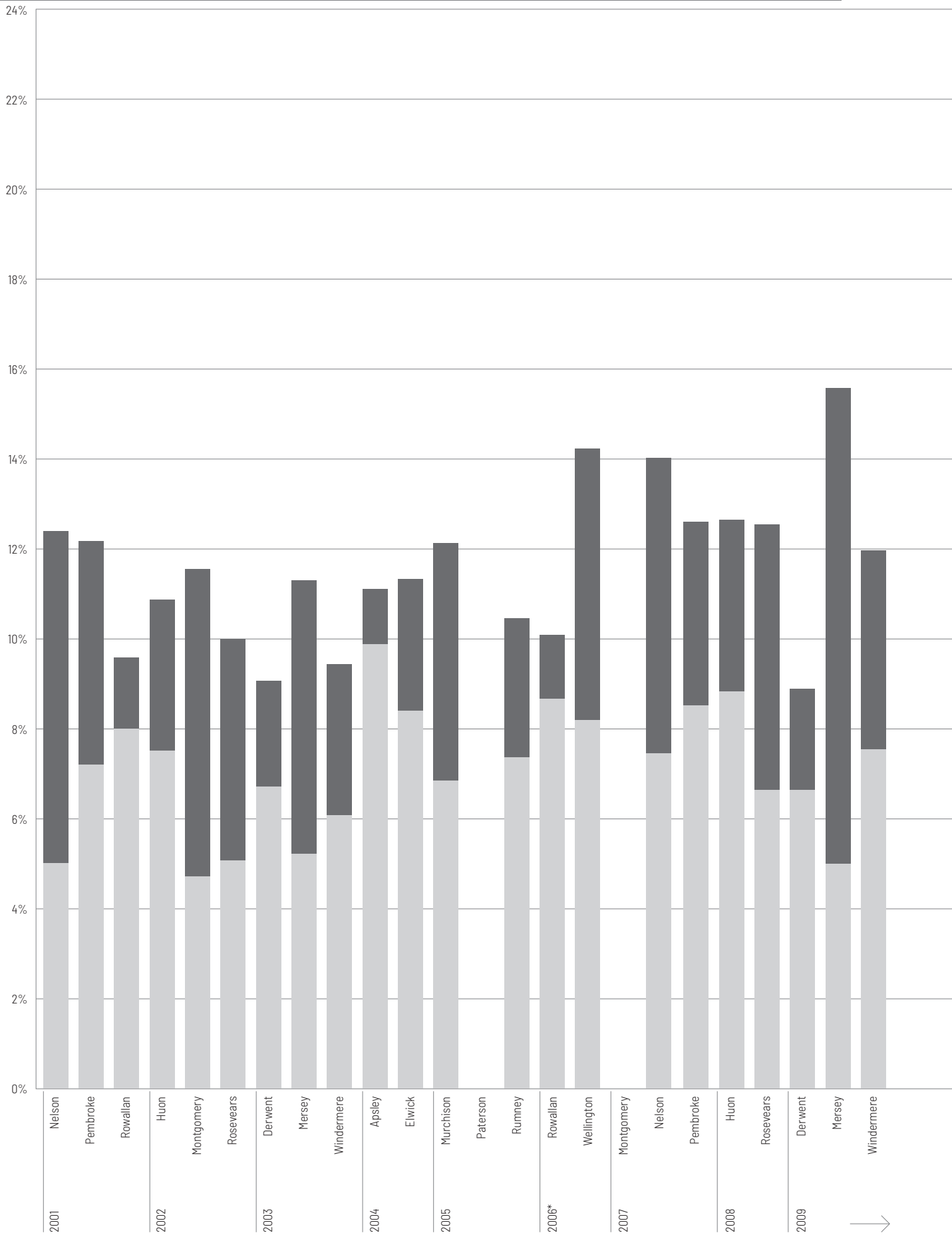
		No. of candidates	Electors who voted		Pre-poll voters		Postal voters			Informal votes			
			Electors enrolled	Number	% of enrolled electors	Number	% of electors who voted**	Number issued	% of enrolled electors	Number admitted	% of electors who voted**	Number	% of electors who voted
2001	Nelson	4	21 358	17 528	82.07%	1 293	7.38%	999	4.68%	878	5.01%	609	3.47%
	Pembroke	2	22 569	20 103	89.07%	1 003	4.99%	1 545	6.85%	1 446	7.19%	673	3.35%
	Rowallan	6	19 600	17 397	88.76%	276	1.59%	1 523	7.77%	1 393	8.01%	1 003	5.77%
2002	Huon	4	21 762	19 065	87.61%	645	3.38%	1 569	7.21%	1 429	7.50%	643	3.37%
	Montgomery	4	22 812	20 207	88.58%	1 385	6.85%	1 023	4.48%	951	4.71%	887	4.39%
	Rosevears	9	21 932	18 889	86.13%	935	4.95%	1 119	5.10%	955	5.06%	746	3.95%
2003	Derwent	2	22 760	19 456	85.48%	459	2.36%	1 425	6.26%	1 304	6.70%	1 408	7.24%
	Mersey	5	22 067	19 902	90.19%	1 214	6.10%	1 143	5.18%	1 036	5.21%	573	2.88%
	Windermere	4	21 539	18 550	86.12%	627	3.38%	1 206	5.60%	1 125	6.06%	734	3.96%
2004	Apsley	10	22 240	20 219	90.91%	251	1.24%	2 158	9.70%	1 997	9.88%	1 086	5.37%
	Elwick	4	22 202	18 982	85.50%	557	2.93%	1 731	7.80%	1 592	8.39%	1 025	5.40%
2005	Murchison	5	23 891	21 315	89.22%	1 129	5.30%	1 569	6.57%	1 456	6.83%	755	3.54%
	Paterson	1	UNCONTESTED										
	Rumney	4	22 583	19 388	85.85%	601	3.10%	1 520	6.73%	1 426	7.36%	720	3.71%
2006*	Rowallan	2	21 511	17 889	83.16%	255	1.43%	1 660	7.72%	1 549	8.66%	974	5.44%
	Wellington	6	23 333	17 579	75.34%	1 063	6.05%	1 469	6.30%	1 438	8.18%	622	3.54%
2007	Montgomery	1	UNCONTESTED										
	Nelson	6	23 118	18 729	81.01%	1 235	6.59%	1 493	6.46%	1 392	7.43%	494	2.64%
	Pembroke	6	23 451	20 525	87.52%	843	4.11%	1 879	8.01%	1 746	8.51%	669	3.26%
2008	Huon	2	24 539	20 332	82.86%	777	3.82%	1 987	8.10%	1 793	8.82%	748	3.68%
	Rosevears	2	23 402	18 760	80.16%	1 107	5.90%	1 369	5.85%	1 244	6.63%	881	4.70%
<b>Elections conducted on new boundaries determined 10 May 2008.</b>													
2009	Derwent	3	24 491	20 098	82.06%	448	2.33%	1 495	6.10%	1 335	6.64%	855	4.25%
	Mersey	4	23 568	20 271	86.01%	2 148	10.60%	1 134	4.81%	1 010	4.98%	564	2.78%
	Windermere	5	23 311	18 756	80.46%	832	4.44%	1 530	6.56%	1 411	7.52%	672	3.58%
2009	Pembroke by-election	8	24 697	21 005	85.05%	2 445	11.64%	1 876	7.60%	1 683	8.01%	740	3.52%
2010	Apsley	1	UNCONTESTED										
	Elwick	3	25 242	20 476	81.19%	2 481	12.12%	2 007	7.95%	1 814	8.86%	842	4.10%

		No. of candidates	Electors enrolled	Electors who voted		Pre-poll voters		Postal voters				Informal votes	
				Number	% of enrolled electors	Number	% of electors who voted**	Number issued	% of enrolled electors	Number admitted	% of electors who voted**	Number	% of electors who voted
2011	Derwent by-election	5	24 905	21 085	84.66%	1 359	6.45%	1 578	6.34%	1 407	6.67%	1 410	6.69%
	Launceston	4	23 689	20 010	84.47%	2 270	11.34%	1 409	5.95%	1 276	6.38%	673	3.36%
	Murchison	1	UNCONTESTED										
	Rumney	6	25 289	21 578	85.33%	1 946	9.02%	1 519	6.01%	1 421	6.59%	968	4.49%
2012	Hobart	6	23 690	17 949	75.77%	1 265	7.05%	1 606	6.78%	1 402	7.81%	550	3.06%
	Western Tiers	2	23 478	19 136	81.51%	398	2.08%	1 973	8.40%	1 771	9.25%	1 080	5.64%
2013	Montgomery	4	23 866	20 715	86.80%	2 184	10.54%	1 374	5.76%	1 209	5.84%	1 096	5.29%
	Nelson	4	22 983	18 818	81.88%	1 906	10.13%	1 799	7.83%	1 572	8.35%	668	3.55%
	Pembroke	3	24 727	21 260	85.98%	1 928	9.07%	1 981	8.01%	1 802	8.48%	774	3.64%
2014	Huon	7	25 276	21 528	85.17%	855	3.97%	2 310	9.14%	2 049	9.52%	912	4.24%
	Rosevears	2	25 047	20 369	81.32%	2 419	11.88%	1 663	6.64%	1 428	7.01%	728	3.57%
2015	Derwent	2	25 816	20 698	80.18%	1 340	6.47%	1 539	5.96%	1 399	6.76%	1 283	6.20%
	Mersey	2	23 857	20 245	84.86%	2 256	11.14%	1 204	5.05%	1 098	5.42%	737	3.64%
	Windermere	4	23 374	18 375	78.61%	1 209	6.58%	1 634	6.99%	1 488	8.10%	972	5.29%
2016	Apsley	4	23 334	19 623	84.10%	1 979	10.09%	1 810	7.76%	1 580	8.05%	788	4.02%
	Elwick	3	25 580	20 135	78.71%	2 407	11.95%	1 585	6.20%	1 411	7.01%	1 019	5.06%
2017	Launceston	6	24 270	20 441	84.22%	2 410	11.79%	1 768	7.28%	1 520	7.44%	746	3.65%
	Murchison	2	24 145	20 392	84.46%	2 643	12.96%	1 611	6.67%	1 401	6.87%	676	3.32%
	Rumney	6	27 891	23 554	84.45%	2 768	11.75%	1 743	6.25%	1 515	6.43%	919	3.90%
	Pembroke by-election	7	26 079	22 266	85.38%	3 393	15.24%	1 672	6.41%	1 479	6.64%	772	3.47%
<b>Elections conducted on new boundaries determined 5 August 2017.</b>													
2018	Hobart	6	24 665	18 849	76.42%	2 491	13.22%	1 687	6.84%	1 419	7.53%	554	2.94%
	Prosser	13	23 527	20 345	86.48%	2 614	12.85%	2 061	8.76%	1 880	9.24%	1 018	5.00%

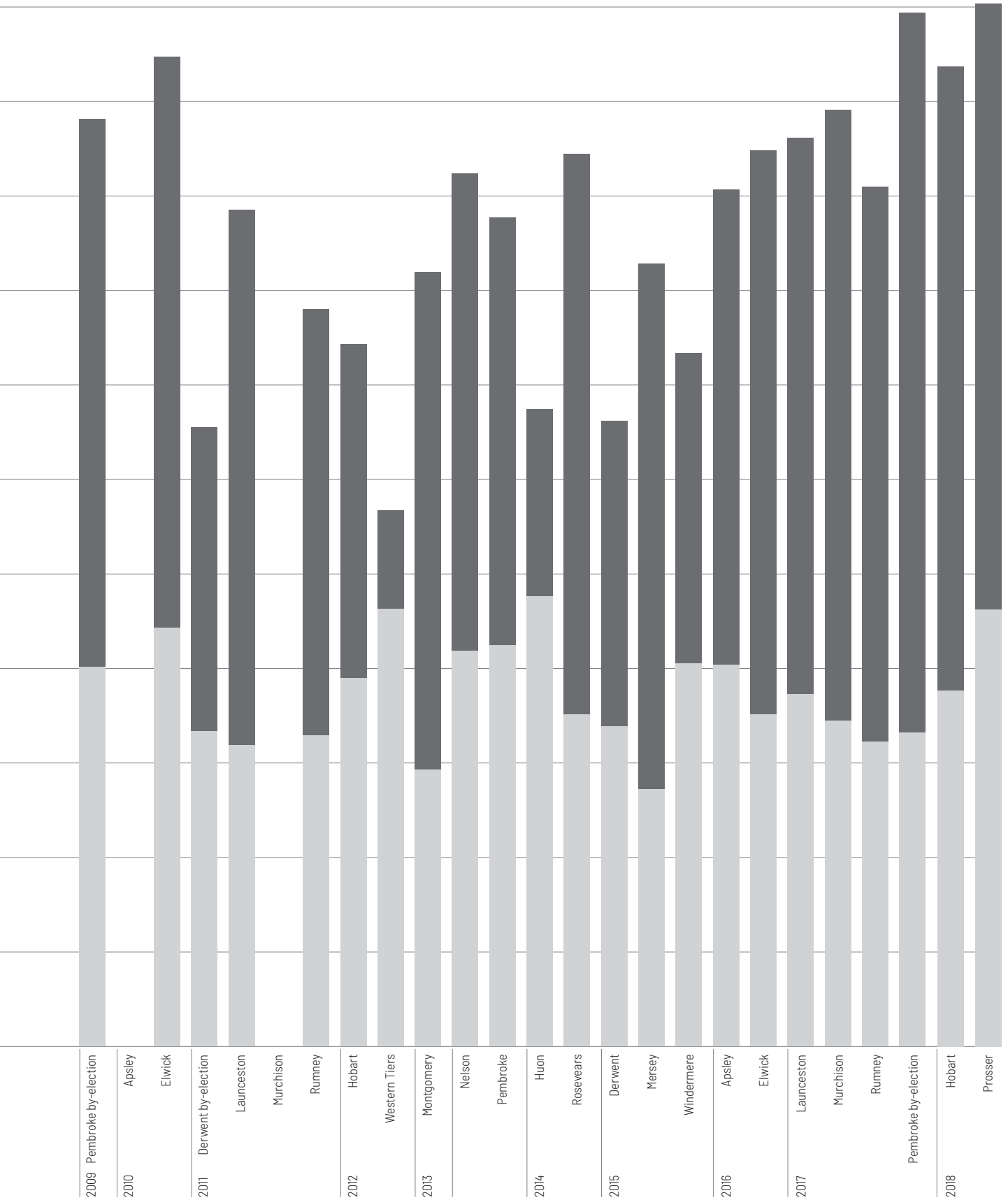
\* Note since 2006 voters issued with interstate pre-polls and antarctic votes have been counted as postal votes. Since 2010 express votes have also been included with the postal count.

\*\* In previous editions this was "% of enrolled electors", but it appears more relevant to report this statistic as a proportion of electors who voted.

## Early Votes (Pre-poll and Postal) Admitted as a Percentage of Electors Who Voted



■ Pre-poll  
■ Postal





## House of Assembly

### General Election Statistics

	3-Mar-18	15-Mar-14	20-Mar-10	18-Mar-06	20-Jul-02	29-Aug-98
Estimated mean population	524 700	513 400	504 400	486 000	473 300	471 100
Voting Eligible Population (VEP)	389 894	382 263	n/a	n/a	n/a	n/a
Close of roll enrolment	381 183	366 442	357 315	341 481	332 473	322 754
Enrolment (% of mean population)	72.65	71.38	70.84	70.26	70.25	68.51
Enrolment rate (% of VEP)	97.77	95.86	n/a	n/a	n/a	n/a
Ballot papers cast	352 180	342 595	335 353	324 008	311 637	306 655
% of electors on the roll	92.39	93.49	93.85	94.88	93.73	95.01
Formal ballot papers	334 871	326 163	320 438	309 622	296 470	294 678
Informal ballot papers	17 309	16 432	14 915	14 386	15 167	11 977
Informality rate (%)	4.91	4.80	4.45	4.44	4.87	3.91
No. of candidates	109	126	89	95	112	138
No. of deposits forfeited	55	47	37	46	62	85
No. elected at first count	7	8	6	7	7	4
Total number of counts*	253	330	194	198	2 500	3 271
Greatest no. of counts in a division	73	87	59	47	739	820

\*Amalgamated transfer values were used from 2006 onwards.

### Party Representation

	Liberal Party		ALP		Tasmanian Greens		Other		
	Proportion of seats	Seats won	Proportion of seats	Seats won	Proportion of seats	Seats won	Proportion of seats	Seats won	
2018	12.56	13	8.16	10	2.57	2	1.70	0	25 Members
2014	12.80	15	6.83	7	3.46	3	1.91	0	25 Members
2010	9.75	10	9.22	10	5.40	5	0.63	0	25 Members
2006	7.95	7	12.32	14	4.16	4	0.57	0	25 Members
2002	6.85	7	12.97	14	4.53	4	0.65	0	25 Members
1998	9.51	10	11.20	14	2.55	1	1.74	0	25 Members

## Close of Roll Enrolment

	<u>Bass</u>	<u>Braddon</u>	<u>Denison</u>	<u>Franklin</u>	<u>Lyons</u>	<u>Tasmania</u>
2018	74 624	73 601	74 397	79 290	79 271	381 183
2014	72 754	72 238	72 445	74 189	74 816	366 442
2010	71 305	72 016	71 322	70 326	72 346	357 315
2006	67 160	69 835	68 207	69 903	66 376	341 481
2002	65 772	67 760	67 975	67 564	63 402	332 473
1998	64 658	60 956	65 777	64 185	67 178	322 754

## Ballot Papers Cast

	<u>Bass</u>	<u>Braddon</u>	<u>Denison</u>	<u>Franklin</u>	<u>Lyons</u>	<u>Tasmania</u>	<u>Percentage</u>
2018	68 499	68 098	68 026	74 161	73 396	352 180	92.39%
2014	67 589	67 757	67 174	69 893	70 182	342 595	93.49%
2010	66 860	67 773	66 317	66 593	67 810	335 353	93.85%
2006	63 703	66 394	64 285	66 523	63 103	324 008	94.88%
2002	61 788	63 928	62 959	63 462	59 500	311 637	93.73%
1998	61 101	58 582	61 700	61 126	64 146	306 655	95.01%

## Informality Rate (%)

	<u>Bass</u>	<u>Braddon</u>	<u>Denison</u>	<u>Franklin</u>	<u>Lyons</u>	<u>Tasmania</u>
2018	5.14	5.57	4.17	4.03	5.69	4.91
2014	4.63	5.12	4.79	3.99	5.45	4.80
2010	4.73	4.86	3.83	3.83	4.97	4.45
2006	4.72	4.65	4.27	3.86	4.73	4.44
2002	5.21	4.83	4.33	4.63	5.37	4.87
1998	4.07	4.19	3.74	3.70	3.84	3.91

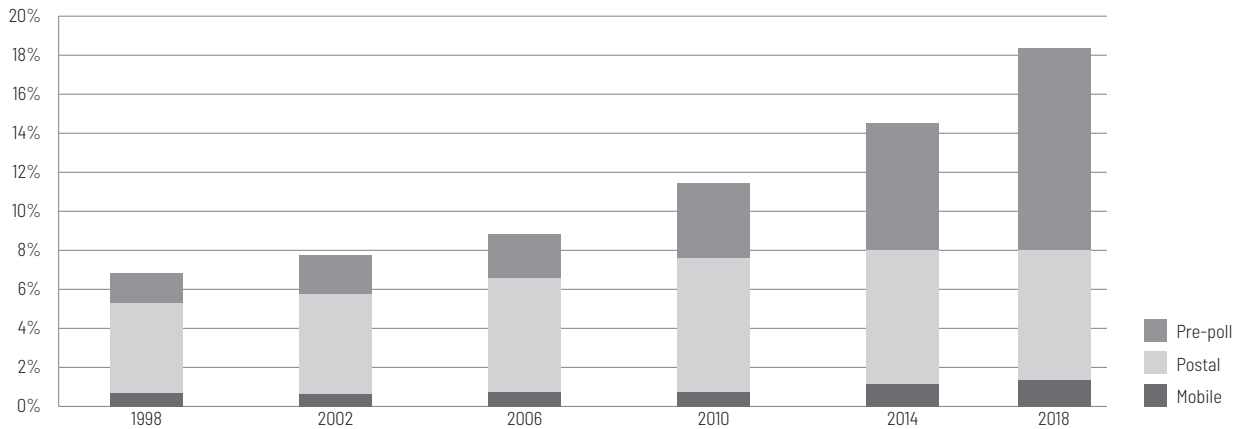
## Special Votes Admitted

	1998	2002	2006	2010	2014	2018
Out of division/Absent**	14 399	15 193	17 462	20 890	21 649	23 311
Provisional	3 318	1 319	3 556	3 315	1 979	1 488
Total Early votes	24 194	27 394	20 446	40 277	51 113	64 784
Mobile*	2 490	2 512	2 821*	2 720	4 197	4 933
Postal	16 276	17 916	20 446	24 101	24 086	23 425
Pre-poll*	5 428	6 966	7 938*	13 456	22 830	36 426

\*With changes to Electoral Act in 2004, Mobile (previously named Institution) and Pre-poll votes are now issued as ordinary votes.

\*\* Statewide ordinary voting was introduced in 2010 for all polling places in Tasmania. Absent declaration envelopes are no longer required.

## Early Votes (Pre-poll, Postal, Mobile Special Votes) Admitted as a Percentage of Total Ballot Papers Cast



## Exhausted Votes

	Bass	Braddon	Denison	Franklin	Lyons	Tasmania
2018	5 983	4 934	2 992	1 191	7 224	22 324
2014	4 948	5 516	6 630	2 212	3 458	22 764
2010	2 635	2 224	2 830	2 896	2 128	12 713
2006	984	526	2 135	1 065	540	5 250
2002	1 093	1 153	4 641	1 937	2 392	11 216
1998	3 423	2 626	2 676	2 459	1 902	13 086

# Appendix C

## Candidate Details

2015-2018 Legislative Council Elections

2018 House of Assembly Elections

## Legislative Council Candidate Details

### 2015 Periodic Elections

#### Division of Derwent

BAKER, Alan Graeme	IT Consultant	New Norfolk	
*^ FARRELL, Craig	Member of Parliament	New Norfolk	Australian Labor Party

#### Division of Mersey

*^ GAFFNEY, Mike	Politician/Teacher	Latrobe	
GALE, Vivienne	Business Owner	Launceston	

#### Division of Windermere

BLEYER, Vanessa	Lawyer	Greens Beach	Tasmanian Greens
*^ DEAN, Ivan	Politician	Newstead	
HOUSTON, Jennifer	Project Officer - Community Services	Newstead	Australian Labor Party
McLEAN, Scott Andrew	Industry & Community Liason Officer	Mowbray	

### 2016 Periodic Elections

#### Division of Apsley

CLARK, Darren Scott	CEO	Bagdad	Australian Labor Party
HALL, Brett	Farmer	Dynnyrne	Independent
HOUGHTON, Sophie	Self Employed	Hawley Beach	Tasmanian Greens
*^ RATTRAY, Tania	Member of Parliament	Bridport	Independent

#### Division of Elwick

ANN, Penelope	Tourism Manager	Risdon Cove	Tasmanian Greens
* TAYLOR, Adriana	Member of Parliament	Collinsvale	Independent
^ WILLIE, Josh	Teacher	Lutana	Australian Labor Party

### 2017 Periodic Elections

#### Division of Launceston

ALLEN, Matthew	Builder	Perth	Shooters & Fishers
ANGLESEY, Emma	Musician/Advisor to Senator Whish-Wilson	West Launceston	Tasmanian Greens
*^ ARMITAGE, Rosemary	Politician	Launceston	Independent
ELLIS, Neroli	Nurse	East Launceston	Independent
ROE, Brian	Sports Administrator	Launceston	Australian Labor Party
TAPSELL, Mark	Sheetmetal	Prospect	Independent

#### Division of Murchison

*^ FORREST, Ruth	Member of Parliament	Wynyard	Independent
QUILLIAM, Daryl H	Rural Salesman	Smithton	Independent

\* denotes incumbent member      ^ denotes elected candidate

**Division of Rumney**

ARNOL, Cheryl	Retired	Orford	Shooters & Fishers
<sup>^</sup> LOVELL, Sarah	Union Lead Organiser	Midway Point	Australian Labor Party
MAV, Steve	Business Services Advisor	Cambridge	Independent
* MULDER, Tony	Member of Parliament	Howrah	Independent
SHAY, Shelley	Administration Manager	Midway Point	Independent
THURLEY, Debra Joyce	Alderman Clarence City Council	West Hobart	Independent

**2017 By-election****Division of Pembroke**

CHIPMAN, Doug	Councillor and Mayor	Lindisfarne	Independent
DI FALCO, Carlo	Council Employee	Forcett	Shooters, Fishers, Farmers Tas
HARVEY, Bill	Alderman City of Hobart	Hobart	Tasmanian Greens
JAMES, Richard	Alderman and Small Business Proprietor	Lindisfarne	Independent
<sup>^</sup> SIEJKA, Jo	CEO	Bellerive	Australian Labor Party
WALKER, James	Podiatrist	Lindisfarne	Liberal Party
WILLINK, Hans	Uber driver	Acton Park	Independent

**2018 Periodic Elections****Division of Hobart**

BARNETT, Alan	Semi Retired/Consultant	Glenorchy	T4T-Tasmanians 4 Tasmania
BEHRAKIS, Simon	Retailer	Tolmans Hill	Liberal Party
GRIGGS, Richard	Lawyer	New Town	Independent
HEXT, Brendon	Armoured Vehicle Operator	Rokeby	Shooters, Fishers, Farmers Tas
SIMCOX, Chris	Draftsperson	Petcheys Bay	Animal Justice Party
* <sup>^</sup> VALENTINE, Rob	Member of Legislative Council (Tasmania)	New Town	Independent

**Division of Prosser**

BAIN, Jo	Semi-Retired	Parattah	Independent
BENNETT, Lorraine	Retired	Granton	Shooters, Fishers, Farmers Tas
HARRISS, Colin	Social Worker	New Norfolk	T4T-Tasmanians 4 Tasmania
<sup>^</sup> HOWLETT, Jane	Self Employed	Battery Point	Liberal Party
LAMBERT, Janet	Electorate Officer	Devon Hills	Australian Labor Party
MAV, Steve	Business Services Advisor	Orford	Independent
MULDER, Tony	Retired	Howrah	Independent
PARKINSON, Doug	Retired	North Hobart	Independent
PEART, Kim	Visual Artist	Ross	Independent
PLAYSTED, Jim	Consultant - Real Estate	Orford	Independent
SPAULDING, Kelly	Hospitality	Highcroft	Independent
THE DUKE OF AVRAM, John	Retired	Sorell	Independent
WIGGINS, Scott	Public Servant	Howrah	Independent

\* denotes incumbent member

<sup>^</sup> denotes elected candidate

## House of Assembly Candidate Details

### Division of Bass

#### Liberal Party

ARCHER, Bridget	Mayor	George Town
*^ COURTNEY, Sarah	Member of Parliament	Sidmouth
*^ FERGUSON, Michael	Member of Parliament	Trevallyn
*^ GUTWEIN, Peter	Member of Parliament	Hillwood
WOOD, Simon	Alderman	Newstead

#### Jacqui Lambie Network

GROAT, Daniel	Branch Supervisor	Kings Meadows
HOULT, Michelle	Teacher (private school)	Bridport
HOY, Joshua	Occupational Therapist	Riverside
MADDEN, Gary	Concreter, truck driver	Waverley

#### Tasmanian Greens

ANGLESEY, Emma	Musician, environmental activist, advisor	West Launceston
* DAWKINS, Andrea	Member of Parliament	Trevallyn
HALL, Tom	Medical Doctor (specialist anaesthetist)	Launceston
IRELAND, James	Town Planner	Newstead
WILLIAMS, Emma	Alderman, student	Trevallyn

#### Australian Labor Party

GORE, Adam	Media Advisor, army reservist	Scottsdale
^ HOUSTON, Jennifer	Community Development Officer	Newstead
*^ O'BYRNE, Michelle	Member of Parliament	East Launceston
POWELL, Owen	Farmer	Scottsdale
ROE, Brian	Sports Administrator	Launceston

#### Ungrouped

LUCAS, Brett Edward	Business Owner	Invermay
---------------------	----------------	----------

\* denotes incumbent member

^ denotes elected candidate

## Division of Braddon

### Liberal Party

*^ BROOKS, Adam	Member of Parliament	Penguin
ELLIS, Felix	Plumber	Boat Harbour Beach
*^ JAENSCH, Roger	Member of Parliament	Wynyard
*^ ROCKLIFF, Jeremy	Member of Parliament	Sassafras
* RYLAH, Joan	Member of Parliament	Somerset

### T4T-Tasmanians 4 Tasmania

HALKETT, Cherie	Home Duties	Strahan
HONEY, Steven	Business Services Contractor	Strahan

### Australian Labor Party

*^ BROAD, Shane	Member of Parliament	Gawler
BULLE, Themba	Medical Doctor (general practitioner)	Burnie
^ DOW, Anita	Former Mayor	Romaine
KIDD, Danielle	General Manager	Burnie
ROBERTS, Wayne	Teacher	Devonport

### Shooters, Fishers, Farmers Tas

JONES, Brenton	Semi-retired	Melrose
NEAL, Brett	Farmer	Yolla
SALTMARSH, Glen	Plasterer	Devonport
SWANSON, Kim	Gem Faceter	Burnie

### Tasmanian Greens

JORDAN, Scott	Campaigner	Burnie
KINGSTON, Tom	Retired Teacher	Port Sorell
NICHOLAS, Philip	Music Teacher	Wynyard
NORBURY, Julie	Retired	Ulverstone
O'WHEEL, Sally	Retired Teacher	Forth

### Jacqui Lambie Network

FLANAGAN, Roz	Veterinary Nurse	Penguin
FLOWERS, Rodney	Farmer	Forest
LOVELL, Tim	Extended Care Assistant (aged care)	Ulverstone
SMITH, Colin	Self-employed	Calder
TIMMS, Gina	ICT Officer	Shearwater

### Ungrouped

BEST, Brenton	Small Business Operator	Devonport
GARLAND, Craig	Fisherman	Montagu
HAMER, Liz	Farmer	Strahan

\* denotes incumbent member

^ denotes elected candidate



## House of Assembly Candidate Details

### Division of Denison

#### T4T-Tasmanians 4 Tasmania

BARNETT, Alan	Consultant, semi-retired	Glenorchy
NEWITT, Rob	Pensioner	Moonah

#### Shooters, Fishers, Farmers Tas

BENNETT, Lorraine	Retired	Granton
-------------------	---------	---------

#### Australian Labor Party

*^ BACON, Scott	Member of Parliament	West Hobart
COX, Tim	Journalist	Mount Stuart
^ HADDAD, Ella	Public Servant	Lenah Valley
* OGILVIE, Madeleine	Member of Parliament	South Hobart
SHERLOCK, Zelinda	Teacher	West Hobart

#### Tasmanian Greens

BENHAM, Aaron	Porter	West Hobart
BURNET, Helen	Alderman, podiatrist	North Hobart
FITZPATRICK, Mel	Scientist	South Hobart
KOKKORIS, Rose	Café Owner/Operator	North Hobart
*^ O'CONNOR, Cassy	Member of Parliament	West Hobart

#### Liberal Party

*^ ARCHER, Elise	Member of Parliament	Tolmans Hill
BEHRAKIS, Simon	Shopkeeper	Tolmans Hill
^ HICKEY, Sue	Lord Mayor	Rosetta
JOHNSON, Kristy	Business Owner/Manager	West Moonah
YOUNG, Dean	Newsagent	Bellerive

\* denotes incumbent member

^ denotes elected candidate

## Division of Franklin

**Shooters, Fishers, Farmers Tas**

HEXT, Brendon	Armoured Truck Operator	Rokeby
---------------	-------------------------	--------

**Tasmanian Greens**

ATKINSON, Richard	Software Engineer	Kingston
EWIN, Holly	Florist Owner/Operator, activist, student	Blackmans Bay
HATFIELD, Lachlan	Assistant Service Representative	Lower Longley
LINCOLNE, Ross	Retired Scientist	Cradoc
*^ WOODRUFF, Rosalie	Member of Parliament	Lymington

**Australian Labor Party**

BARNSLEY, Kathryn	Researcher	Kingston
CHONG, Heather	Alderman	Campania
MIDSON, Kevin	Union Official	Mornington
^ O'BYRNE, David	Not for profit sector	New Town
^ STANDEN, Alison	Labor Candidate for Franklin	Bellerive

**Liberal Party**

CHANDLER, Claire	Senior Analyst	Blackmans Bay
DUFFY, Simon	Adviser	Lenah Valley
*^ HODGMAN, Will	Premier of Tasmania	Sandy Bay
*^ PETRUSMA, Jacque	Member of Parliament	Roches Beach
* STREET, Nic	Member of Parliament	Blackmans Bay

\* denotes incumbent member

^ denotes elected candidate

## House of Assembly Candidate Details

### Division of Lyons

#### Jacqui Lambie Network

KENT, Michael	Mayor	Orford
REYNOLDS, Chris	Sole Trader Transport Services	Lindisfarne
VERVAART, Bob	Disability Support Pensioner	Primrose Sands

#### Liberal Party

*^ BARNETT, Guy	Member of Parliament	Newstead
*^ HIDDING, Rene	Member of Parliament	Youngtown
HOWLETT, Jane	Self-employed	Battery Point
*^ SHELTON, Mark	Member of Parliament	Bracknell
TUCKER, John	Farmer	St Helens

#### Australian Labor Party

^ BUTLER, Jen	Adviser	Perth
CLARK, Darren	Electorate Officer	Bagdad
GAFFNEY, Gerard	Seafarer	Railton
LAMBERT, Janet	Electorate Officer	Devon Hills
*^ WHITE, Rebecca	Member of Parliament	Orielton
WRIGHT, Kylie	Employment Consultant - small business owner	St Helens

#### Tasmanian Greens

BRINDLEY, Fraser	Policy Advisor	Evandale
HUTCHINSON, Helen	Health Sociologist	Western Creek
LANDON-LANE, Lucy	Artist	Bicheno
MILLAR, Glenn	Volunteer, mechanic, gardener, tourism	Forcett
WHISSON, Gary	Environmental Consultant	Orford

#### Shooters, Fishers, Farmers Tas

ALLEN, Matthew	Builder	Perth
BROADBY, Shane	Shift Process Plant Operator	Bellerive
DI FALCO, Carlo	Council Employee	Forcett
HARVEY, Andrew	Retired	Loira
TURALE, Wayne	Retired	Bronte Park

#### Ungrouped

MURTAGH, Tennille	Community Representative	Bridgewater
PEART, Kim	Visual Artist	Ross

\* denotes incumbent member

^ denotes elected candidate

# Appendix D

## Polling Place Details

2015-2018 Legislative Council Elections

2018 House of Assembly Elections



## Legislative Council Polling Place Details

### 2015 Periodic Elections

#### Division of Derwent

Polling Place Name	Locality	Premise Name	Address	Postcode
Austins Ferry	Austins Ferry	St Virgil's College (Edmund Rice Hall)	195 Main Road, Austins Ferry	7011
Bridgewater	Bridgewater	Brighton Civic Centre	25 Green Point Road, Bridgewater	7030
Brighton	Brighton	Brighton Primary School	17-27 Downie Street, Brighton	7030
Bronte	Bronte Park	Bronte Park Highland Village	378 Marlborough Road, Bronte Park	7140
Claremont	Claremont	Claremont Girl Guide Hall	Box Hill Road, Claremont	7011
Dromedary	Dromedary	Dromedary (Millvale) Community Hall	14 Millvale Road, Dromedary	7030
Ellendale	Ellendale	Ellendale Hall	939 Ellendale Road, Ellendale	7140
Gagebrook	Gagebrook	Gagebrook Primary School Gymnasium	4 Tottenham Road, Gagebrook	7030
Glenora	Glenora	Glenora District High School	620 Gordon River Road, Glenora	7140
Granton	Granton	Granton Memorial Hall	Lyell Highway, Granton	7030
Gretna	Gretna	Gretna (St Mary's Parish) Hall	3548 Lyell Highway, Gretna	7140
Hamilton	Hamilton	Hamilton Hall	Tarleton Street, Hamilton	7140
Lachlan	Lachlan	Lachlan Community Hall	511 Lachlan Road, Lachlan	7140
Magra	Magra	Magra CWA Building	Back River Rd, cnr Saddle Road, Magra	7140
Maydena	Maydena	Maydena Online Access Centre	36 Kallista Road, Maydena	7140
Molesworth	Molesworth	Molesworth Primary School Hall	540 Molesworth Road, Molesworth	7140
New Norfolk	New Norfolk	New Norfolk Primary School Hall	Hillside Crescent, New Norfolk	7140
New Norfolk North	New Norfolk	New Norfolk Sport & Recreation Centre	50 Derwent Terrace, New Norfolk	7140
Old Beach	Old Beach	Old Beach Fire Station	Jetty Road, Old Beach	7017
Ouse	Ouse	Ouse Online Centre	6947 Lyell Highway, Ouse	7140
Pontville	Pontville	Pontville Old Council Chambers	262 Midland Highway, Pontville	7030
Roseneath	Claremont	Austins Ferry Primary School	13 Brodie Street, Claremont	7011
Tea Tree	Tea Tree	Tea Tree Community Hall	Briar Banks Road, Tea Tree	7017
Westerway	Westerway	Westerway Primary School	1619 Gordon River Road, Westerway	7140

Note, historically appointed Agfest polling place at Carrick not possible this year as festival dates didn't coincide with polling day.

## Legislative Council Polling Place Details

### 2015 Periodic Elections

#### Division of Mersey

Polling Place Name	Locality	Premise Name	Address	Postcode
Ambleside	Ambleside	Mersey Rowing Club	52 River Road, Devonport	7310
Devonport (formerly Addison Street)	Devonport	Addison Street Scout Hall	11 Addison Street, Devonport	7310
Devonport North	Devonport	Mersey Bluff Church of Christ	232 William Street, Devonport	7310
Devonport North West (formerly Nixon Street)	Devonport	Nixon St Primary School Gymnasium	60 Nixon Street, Devonport	7310
Devonport South	Devonport	Reece High School	41-43 Middle Road, Devonport	7310
Devonport Central	Devonport	St John's Parish Hall	9 Fenton Street, Devonport	7310
Devonport West (formerly Valley Road)	Devonport	TasTafe	20 Valley Road, Devonport	7310
Don	Don	Don Memorial Hall	17 Forth Road, Don	7310
East Devonport	East Devonport	East Devonport Primary School Hall	19 Thomas Street, Devonport	7310
Forth	Forth	Forth Primary School, PAC Hall	45 Wilmot Road, Forth	7310
Latrobe	Latrobe	Latrobe Primary School Enrichment Centre	Lewis Street, Latrobe	7307
Melrose	Melrose	Melrose Memorial Hall	673 Melrose Road, Melrose	7310
Miandetta	Miandetta	School of Special Education	113 Middle Road, Devonport	7310
Spreyton	Spreyton	Spreyton Primary School Hall	1 Mersey Main Road, Spreyton	7310
Turners Beach	Turners Beach	Turners Beach Community Centre	Henry Street, Turners Beach	7315
Wesley Vale	Wesley Vale	Andrews Creek Primary School Hall	28 Westwind Drive, Wesley Vale	7307

Note, historically appointed Agfest polling place at Carrick not possible this year as festival dates didn't coincide with polling day.

## 2015 Periodic Elections

**Division of Windermere**

<b>Polling Place Name</b>	<b>Locality</b>	<b>Premise Name</b>	<b>Address</b>	<b>Postcode</b>
Dilston	Dilston	Dilston War Memorial Hall	308 John Lees Drive, Dilston	7252
Elphin	Newstead	Newstead College	30 Cypress Street, Newstead	7250
George Town	George Town	George Town Memorial Hall	29-67 Macquarie Street, George Town	7253
George Town South	George Town	George Town South Primary School Staff Room	Franklin Street, George Town	7253
Hillwood	Hillwood	Hillwood War Memorial Hall	280 Hillwood Jetty Road, Hillwood	7252
Inveresk	Invermay	Invermay Primary School Hall	Holbrook Street, Invermay	7248
Invermay	Invermay	St Finn Barr's School Hall	247 Invermay Road, Invermay	7248
Mowbray	Mowbray	Launceston Church Grammar School	36 Button Street, Mowbray	7248
Newnham	Newnham	Launceston North Uniting Church	128 George Town Road, Newnham	7248
Norwood	Norwood	Queechey High School	Penquite Road, Norwood	7250
Pipers River	Pipers River	Pipers River Fire Station	76 School Road, Pipers River	7252
Ravenswood	Ravenswood	Ravenswood Heights Primary School Gymnasium	25 Prossers Forest Road, Ravenswood	7250
Rocherlea	Rocherlea	Brooks High School	215 George Town Road, Rocherlea	7248
St Leonards	St Leonards	St Leonards Primary School	330 St Leonards Road, St Leonards	7250
Waverley	Waverley	Waverley Primary School Hall	6 Naroo Street, Waverley	7250
Weymouth	Weymouth	Weymouth Hall	18 Major Street, Weymouth	7252

Note, historically appointed Agfest polling place at Carrick not possible this year as festival dates didn't coincide with polling day.



## Legislative Council Polling Place Details

### 2016 Periodic Elections

#### Division of Apsley

Polling Place Name	Locality	Premise Name	Address	Postcode
Agfest	Carrick	Agfest	Quercus - Rural Youth Park, Oaks Rd, Carrick	7291
Avoca	Avoca	Avoca Primary School	26-30 St Pauls Pl, Avoca	7213
Bagdad	Bagdad	Bagdad Primary School	46-48 School Rd, Bagdad	7030
Bicheno	Bicheno	Bicheno Beachfront Conference Room	Sinclair St, Bicheno	7215
Blessington Upper	Blessington	North Esk Memorial Hall	3132 Blessington Rd, Blessington	7212
Branxholm	Branxholm	Branxholm Community Hall	Stoke St, Branxholm	7261
Bridport	Bridport	Bridport Hall	Main St, Bridport	7262
Broadmarsh	Broadmarsh	Broadmarsh Hall	1218 Elderslie Rd, Broadmarsh	7030
Buckland	Buckland	Buckland Memorial Hall	22 Kent St, Buckland	7190
Campania	Campania	Campania Hall	45 Reeve St, Campania	7026
Campbell Town	Campbell Town	Campbell Town Town Hall	75 High St, Campbell Town	7210
Colebrook	Colebrook	Colebrook Fire Station	Colebrook Rd, Colebrook	7027
Coles Bay	Coles Bay	Coles Bay Community Hall	Harold St, Coles Bay	7215
Derby	Derby	Derby Town Hall	Cnr Main & Krushka St, Derby	7264
Epping (formerly Epping Forest)	Epping Forest	Epping Forest Public Hall	13515 Midland Hwy, Epping Forest	7211
Evandale	Evandale	Evandale Primary School	5-11 Barclay St, Evandale	7212
Fingal	Fingal	Fingal Activity Centre (Former Council Chambers)	29 Talbot St, Fingal	7214
Gladstone	Gladstone	Gladstone Hall	1 Carr St, Gladstone	7264
Karoola	Karoola	Karoola Hall	1126 Pipers River Rd, Karoola	7267
Kempton	Kempton	Kempton Council Chambers	Main St, Kempton	7030
Lady Barron	Lady Barron	Holloway Park Building	Barr St, Lady Barron	7255
Lebrina	Lebrina	Lebrina Memorial Hall	905 Golconda Rd, Lebrina	7254
Levendale	Levendale	Levendale Community Hall	Woodsdale Rd, Levendale	7120
Lilydale	Lilydale	Lilydale Memorial Hall	1949 Main Rd, Lilydale	7268
Mathinna	Mathinna	Mathinna Community Centre	21 High St, Mathinna	7214
Nunamara	Nunamara	Nunamara Public Hall	39461 Tasman Hwy, Nunamara	7259
Oatlands	Oatlands	Oatlands Council Chambers Court Room	71 High St, Oatlands	7120



## 2016 Periodic Elections

## Division of Apsley cont'd

Polling Place Name	Locality	Premise Name	Address	Postcode
Orford	Orford	Orford Community Hall	Charles St, Orford	7190
Parattah	Parattah	Parattah Jubilee Hall	657 Tunnack Rd, Parattah	7120
Pyengana	Pyengana	Pyengana War Memorial Hall	St Columba Falls Rd, Pyengana	7216
Ringarooma	Ringarooma	Ringarooma Hall	Charles St, Ringarooma	7263
Ross	Ross	Ross Town Hall	12 Bridge St, Ross	7209
Scamander	Scamander	Scamander Sports Complex	Coach Rd, Scamander	7215
Scottsdale	Scottsdale	St Barnabas' Church Hall	55 King St, Scottsdale	7260
St Helens	St Helens	St Helens (Portland) Memorial Hall	Cecilia St, St Helens	7216
St Marys	St Marys	St Marys Community Hall	Main St, St Marys	7215
Swansea	Swansea	Swansea Town Hall	12 Franklin St, Swansea	7190
Targa (formerly Myrtle Park)	Targa	Myrtle Park Hall	38250 Tasman Hwy, Targa	7259
Triabunna	Triabunna	Triabunna Council Chambers (Old) Recreation Room	38 Vicary St, Triabunna	7190
Tunnack	Tunnack	Tunnack Public Hall	Tunnack Rd, Tunnack	7120
Whitemark	Whitemark	Furneaux Arts & Entertainment Centre	9 Patrick St, Whitemark	7255
Winnaleah	Winnaleah	Winnaleah Memorial Hall	20 Main St, Winnaleah	7263

## Division of Elwick

Polling Place Name	Locality	Premise Name	Address	Postcode
Agfest	Carrick	Agfest	Quercus - Rural Youth Park, Oaks Rd, Carrick	7291
Chigwell	Chigwell	Chigwell Barn	10 Bucaan St, Chigwell	7011
Claremont	Claremont	Claremont Girl Guides Hall	3 Boxhill Rd, Claremont	7011
Collinsvale	Collinsvale	Collinsvale Primary School	508 Collinsvale Rd, Collinsvale	7012
Glenorchy	Glenorchy	Glenorchy Primary School	Cnr Main Rd & Kensington St, Glenorchy	7010
Glenorchy Central (formerly Elwick)	Glenorchy	Glenorchy YMCA	8A Constance Ave, Glenorchy	7010
Goodwood	Goodwood	Goodwood Primary School	Elmsleigh Rd, Moonah	7009
Lutana	Lutana	St Anne's Anglican Church Hall - Northside Anglican Parish	27 Ashbolt Cres, Lutana	7009
Merton (formerly Tolosa)	Glenorchy	Tolosa Hall	148 Tolosa St, Glenorchy	7010
Moonah	Moonah	Salvation Army Community Centre	73 Hopkins St, Moonah	7009
Moonah East (formerly Bowen Road)	Moonah	Bowen Road Primary School	35 Bowen Road, Moonah	7009
Moonah North	Moonah	Moonah Primary School	42 Derwent Park Rd, Derwent Park	7009
Rosetta	Rosetta	Montrose Bay Yacht Club	Foreshore Rd, Rosetta	7010
Windermere	Claremont	Windermere Primary School	Cadbury Rd, Claremont	7011

## Legislative Council Polling Place Details

### 2017 Periodic Elections

#### Division of Launceston

Polling Place Name	Locality	Premise Name	Address	Postcode
Agfest	Carrick	Quercus - Rural Youth Park	Quercus - Rural Youth Park, Oaks Rd, Carrick	7291
East Launceston	East Launceston	East Launceston Primary School - P&F Assoc.	Oxford St, East Launceston	7250
Five Ways	South Launceston	St Mark's Church Hall	6 Hobart Rd, South Launceston	7249
Hadspen	Hadspen	Hadspen Uniting Church Centre	47 Main St, Hadspen	7290
Kings Meadows	Kings Meadows	Y.M.C.A. Centre	8a Blaydon St, Kings Meadows	7249
Launceston	Launceston	Pilgrim Hall, Pilgrim Uniting Church	36 Paterson St, Launceston	7250
Launceston Central	Launceston	Launceston City Mission	48 Frederick St, Launceston	7250
Newstead	Newstead	Police Citizens & Youth Club	148 Abbott St, Newstead	7250
Norwood	Norwood	Norwood Primary School	103 Norwood Ave, Norwood	7250
Prospect	Prospect	St Patricks College	282 Westbury Rd, Prospect	7250
Prospect Vale	Prospect Vale	Residential Retirement Village Clubrooms	12 Casino Rise, Prospect Vale	7250
South Launceston	South Launceston	Launceston RSL	313-315 Wellington St, South Launceston	7249
Summerhill	Summerhill	Summerdale Community Centre	82-84 Stanley St, Summerhill	7250
Youngtown	Youngtown	Youngtown Primary School	Victoria St entrance, Youngtown	7249

## 2017 Periodic Elections

## Division of Murchison

Polling Place Name	Locality	Premise Name	Address	Postcode
Agfest	Carrick	Quercus - Rural Youth Park	Quercus - Rural Youth Park, Oaks Rd, Carrick	7291
Boat Harbour	Boat Harbour	Boat Harbour Primary School	17386 Bass Hwy, Boat Harbour	7321
Calder	Calder	Calder Public Hall	1320 Calder Rd, Calder	7325
Cooee	Cooee	Cooee Primary School	Fidler St, Cooee	7320
Currie	Currie	Currie Town Hall	Cnr Meech & George Sts, Currie	7256
Edith Creek	Edith Creek	Edith Creek Primary School	1282 Trowutta Rd, Edith Creek	7330
Elliott	Elliott	Elliott Community Centre	829 Murchison Hwy, Elliott	7325
Forest	Forest	Forest Primary School	422 Mengha Rd, Forest	7330
Grassy	Grassy	Grassy Club	2885 Grassy Rd, Grassy	7256
Irishtown	Irishtown	Irishtown Lodge Arthur Temple	604 Irishtown Rd, Irishtown	7330
Marawah	Marawah	Marawah Memorial Hall	844 Comeback Rd, Marawah	7330
Moorleah	Moorleah	Moorleah Community Centre	720 Preolenna Rd, Moorleah	7321
Queenstown	Queenstown	Queenstown Memorial Hall	53 Orr St, Queenstown	7467
Rocky Cape	Rocky Cape	Rocky Cape Public Hall	19074 Bass Hwy, Rocky Cape	7321
Rosebery	Rosebery	Rosebery Neighbourhood Centre	8 Agnes Street, Rosebery	7470
Savage River	Savage River	Grange Resources Lodge	Corinna Rd, Savage River	7321
Shorewell Park	Shorewell Park	Hellyer College	Mooreville Rd, Shorewell Park	7320
Sisters Beach	Sisters Beach	Sisters Beach Fire Station	Honeysuckle Ave, Sisters Beach	7325
Sisters Creek	Sisters Creek	Sisters Creek Community Hall	17894 Bass Hwy, Sisters Creek	7321
Smithton	Smithton	Smithton Primary School	27-43 Grant Street, Smithton	7330
Somerset	Somerset	Somerset Primary School	30A Beaufort St, Somerset	7322
Stanley	Stanley	Stanley Primary School	Wilson St, Stanley	7330
Strahan	Strahan	Strahan Primary School	2 Bay Street, Strahan	7468
Tullah	Tullah	Tullah Community Hall	Farrell St, Tullah	7321
Waratah	Waratah	Waratah Municipal Chambers	12-14 Smith St, Waratah	7321
Wynyard Central	Wynyard	Senior Citizens Clubrooms	28 Jackson St, Wynyard	7325
Wynyard West	Wynyard	Wynyard High School	30 Church St, Wynyard	7325
Yolla	Yolla	Yolla District High School	School La, Yolla	7325
Zeehan	Zeehan	Zeehan Primary School	7 Belstead St, Zeehan	7469

## Legislative Council Polling Place Details

### 2017 Periodic Elections

#### Division of Rumney

Polling Place Name	Locality	Premise Name	Address	Postcode
Agfest	Carrick	Quercus - Rural Youth Park	Quercus - Rural Youth Park, Oaks Rd, Carrick	7291
Cambridge	Cambridge	Cambridge Primary School	976 Cambridge Rd, Cambridge	7170
Clarendon Vale	Clarendon Vale	Clarendon Vale Neighbourhood Centre	65 Mockridge Road, Clarendon Vale	7019
Copping	Copping	Copping Hall	69 Allanby St, Copping	7174
Dodges Ferry	Dodges Ferry	Dodges Ferry Community Recreation Centre	532 Old Forcett Rd, Dodges Ferry	7173
Dunalley	Dunalley	Dunalley Community Hall	5 Franklin Street, Dunalley	7177
Forcett	Forcett	Forcett Public Hall	699 Arthur Hwy, Forcett	7173
Lauderdale	Lauderdale	Lauderdale Community Hall	528a South Arm Rd, Lauderdale	7021
Midway Point	Midway Point	Midway Point Community Hall	Raynors Rd, Midway Point	7171
Nubeena	Nubeena	Tasman Civic Centre	21 Clarke St, Nubeena	7184
Port Arthur	Port Arthur	Port Arthur Sports Ground	2745 Nubeena Rd, Port Arthur	7182
Primrose Sands	Primrose Sands	Primrose Sands Community Hall	570 Primrose Sands Road, Primrose Sands	7173
Richmond	Richmond	Richmond Primary School	Commercial Rd, Richmond	7025
Rokeby	Rokeby	Emmanuel Christian School	1 Chipmans Rd, Rokeby	7019
Sandford	Sandford	Sandford Hall	973 South Arm Rd, Sandford	7020
Seven Mile Beach	Seven Mile Beach	Wyndham Vacation Resort	78 Surf Rd, Seven Mile Beach	7170
Sorell	Sorell	Sorell Memorial Hall	Cole Street, Sorell	7172
South Arm	South Arm	South Arm Primary School	32 Harmony Lane, South Arm	7022
Taranna	Taranna	Tasman Peninsula Community Centre	Gourlay Rd, Taranna	7180

## 2017 By-election

## Division of Pembroke

Polling Place Name	Locality	Premise Name	Address	Postcode
Bellerive	Bellerive	Energizer Church	8 Petchey St, Bellerive	7018
Clarence	Bellerive	Clarence High School	Wentworth St, Bellerive	7018
Geilston Bay	Geilston Bay	Lindisfarne North Primary School	271 East Derwent Hwy, Geilston Bay	7015
Howrah	Howrah	Howrah Scout Hall, Howrah Primary School	Howrah Rd, Howrah	7018
Lindisfarne	Lindisfarne	Lindisfarne Primary School	17 Loatta Rd, Lindisfarne	7018
Lindisfarne Village	Lindisfarne	St Aidans Church Hall	54 Lincoln St, Lindisfarne	7015
Montagu Bay	Montagu Bay	Montagu Bay Primary School	10 Conara Rd, Montagu Bay	7018
Mornington	Mornington	Citywide Baptist Church	400 Cambridge Rd, Mornington	7018
Risdon Vale	Risdon Vale	Risdon Vale Primary School	2 Heather Rd, Risdon Vale	7016
Tranmere	Howrah	Tranmere Hall	27 Tranmere Rd, Howrah	7018
Warrane	Warrane	Warrane Primary School	213 Cambridge Rd, Warrane	7018

## 2018 Periodic Elections

## Division of Hobart

Polling Place Name	Locality	Premise Name	Address	Postcode
Agfest	Carrick	Quercus - Rural Youth Park	Quercus - Rural Youth Park, Oaks Rd, Carrick	7291
Battery Point	Battery Point	St George's Church Hall	28 Cromwell St, Battery Point	7004
Battery Point West	Battery Point	Albuera Street Primary School	Albuera St, Battery Point	7004
Cascades	South Hobart	Badminton Association Centre	101 Cascade Rd, South Hobart	7004
Fern Tree	Fern Tree	Fern Tree Community Centre	8 Stephenson Pl, Fern Tree	7054
Hobart City	Hobart	Hobart Voting Centre	Ground Level, 144 Macquarie St, Hobart	7000
Mount Stuart	Mount Stuart	Mount Stuart Primary School	106 Gillon Cres, Mount Stuart	7000
New Town	New Town	The Friends' Junior School	393 Argyle St, North Hobart	7000
New Town West	New Town	Sacred Heart College	2 Cross St, New Town	7008
North Hobart Central	North Hobart	Hobart North Uniting Church	Swan St, North Hobart	7000
South Hobart	South Hobart	St Francis Xavier's Church Hall	34 Anglesea St, South Hobart	7004
West Hobart	Hobart	St Peter's Hall	Cnr Brisbane/Harrington Sts, Hobart	7000
West Hobart Central	West Hobart	Lansdowne Crescent Primary School	15 Gourlay St, West Hobart	7000
West Hobart South	West Hobart	Goulburn Street Primary School	Forest Rd, West Hobart	7000

## Legislative Council Polling Place Details

### 2018 Periodic Elections

#### Division of Prosser

Polling Place Name	Locality	Premise Name	Address	Postcode
Agfest	Carrick	Agfest	Quercus - Rural Youth Park, Oaks Rd, Carrick	7291
Bagdad	Bagdad	Bagdad Primary School	46-48 School Rd, Bagdad	7030
Bicheno	Bicheno	Bicheno Beachfront	Sinclair St, Bicheno	7215
Brighton	Brighton	Brighton Primary School	27 Downie St, Brighton	7030
Broadmarsh	Broadmarsh	Broadmarsh Hall	1218 Elderslie Rd, Broadmarsh	7030
Campania	Campania	Campania Hall	45 Reeve St, Campania	7026
Campbell Town	Campbell Town	Campbell Town Town Hall	75 High St, Campbell Town	7210
Colebrook	Colebrook	Colebrook Fire Station	63 Richmond St, Colebrook	7027
Coles Bay	Coles Bay	Coles Bay Community Hall	Harold St, Coles Bay	7215
Copping	Copping	Copping Hall	69 Allanby St, Copping	7174
Dodges Ferry	Dodges Ferry	Dodges Ferry Community Recreation Centre	532 Old Forcett Rd, Dodges Ferry	7173
Dunalley	Dunalley	Dunalley Community Hall	5 Franklin St, Dunalley	7177
Forcett	Forcett	Forcett Public Hall	699 Arthur Hwy, Forcett	7173
Kempton	Kempton	Kempton Council Chambers	Main St, Kempton	7030
Levendale	Levendale	Levendale Community Hall	Woodsdale Rd, Levendale	7120
Nubeena	Nubeena	Tasman Civic Centre	21 Clarke St, Nubeena	7184
Oatlands	Oatlands	Oatlands Council Chambers	71 High St, Oatlands	7120
Orford	Orford	Orford Primary School	35 Charles St, Orford	7190
Pontville	Pontville	Pontville Old Council Chambers	262 Brighton Rd, Pontville	7030
Primrose Sands	Primrose Sands	Primrose Sands Community Hall	570 Primrose Sands Rd, Primrose Sands	7173
Ross	Ross	Ross Town Hall	12 Bridge St, Ross	7209
Sorell	Sorell	Sorell Memorial Hall	49 Cole St, Sorell	7172
Swansea	Swansea	Swansea Town Hall	12 Franklin St, Swansea	7190
Taranna	Taranna	Tasman Peninsula Community Centre	Gourlay Rd, Taranna	7180
Tea Tree	Tea Tree	Tea Tree Community Hall	Briar Banks Rd, Tea Tree	7017
Triabunna	Triabunna	Triabunna Hall	3 Vicary St, Triabunna	7190
Tunnack	Tunnack	Tunnack Public Hall	Tunnack Rd, Tunnack	7120

## House of Assembly Polling Place Details

### Division of Bass

Polling Place Name	Locality	Premise Name	Address	Postcode
Blessington Upper	Blessington	North Esk Memorial Hall	3132 Blessington Rd, Blessington	7212
Branxholm	Branxholm	Branxholm Community Hall	Stoke St, Branxholm	7261
Bridport	Bridport	Bridport Hall	Main St, Bridport	7262
Derby	Derby	Derby Town Hall	Cnr Main & Krushka Sts, Derby	7264
Dilston	Dilston	Dilston War Memorial Hall	308 John Lees Dr, Dilston	7252
East Launceston	East Launceston	East Launceston Primary School - P&F Assoc.	Oxford St, East Launceston	7250
Five Ways	South Launceston	St Mark's Church Hall	6 Hobart Rd, South Launceston	7249
George Town	George Town	George Town Memorial Hall	29-67 Macquarie St, George Town	7253
George Town South	George Town	George Town South Primary School	48-70 Franklin St, George Town	7253
Gladstone	Gladstone	Gladstone Hall	1 Carr St, Gladstone	7264
Hadspen	Hadspen	Hadspen Uniting Church Centre	47 Main St, Hadspen	7290
Hillwood	Hillwood	Hillwood Memorial Hall	280 Jetty Rd, Hillwood	7252
Inveresk	Invermay	Invermay Primary School	35-43 Mayne St, Invermay	7248
Invermay	Invermay	St Finn Barr's School	247 Invermay Rd, Invermay	7248
Karoola	Karoola	Karoola Hall	1126 Pipers River Rd, Karoola	7267
Kings Meadows	Kings Meadows	Y.M.C.A. Centre	8a Blaydon St, Kings Meadows	7249
Lady Barron	Lady Barron	Holloway Park Building	Barr St, Lady Barron	7255
Launceston	Launceston	Pilgrim Hall, Pilgrim Uniting Church	36 Paterson St, Launceston	7250
Launceston Central	Launceston	Chalmers Hall	163 St John St, Launceston	7250
Lebrina	Lebrina	Lebrina Memorial Hall	905 Golconda Rd, Lebrina	7254
Legana (Bass)	Legana	Legana Memorial Hall	43 Fulton St, Legana	7277
Lilydale	Lilydale	Lilydale Memorial Hall	1949 Main Rd, Lilydale	7268
Mowbray	Mowbray	Launceston Church Grammar School	Button St, Mowbray	7248
Newnham	Newnham	Launceston North Uniting Church	128 George Town Rd, Newnham	7248
Newstead	Newstead	Police Citizens & Youth Club	148 Abbott St, Newstead	7250
Norwood	Norwood	Norwood Primary School	103 Norwood Ave, Norwood	7250
Nunamara	Nunamara	Nunamara Hall	39461 Tasman Hwy, Nunamara	7259
Pipers River	Pipers River	Pipers River Fire Station	76 School Rd, Pipers River	7252





## Division of Bass cont'd

Polling Place Name	Locality	Premise Name	Address	Postcode
Prospect	Prospect	St Patricks College	282 Westbury Rd, Prospect	7250
Prospect Vale	Prospect Vale	Residential Retirement Village Clubrooms	12 Casino Rise, Prospect Vale	7250
Ravenswood	Ravenswood	Ravenswood Heights Primary School	27 Prossers Forest Rd, Ravenswood	7250
Ringarooma	Ringarooma	Ringarooma Hall	Charles St, Ringarooma	7263
Riverside	Riverside	Riverside High School	354 West Tamar Hwy, Riverside	7250
Riverside West	Trevallyn	Trevallyn Life Church	34 Pitt Ave, Trevallyn	7250
Rocherlea	Rocherlea	Brooks High School	215 George Town Rd, Rocherlea	7248
Scottsdale	Scottsdale	St Barnabas' Church Hall	55 King St, Scottsdale	7260
South Launceston	South Launceston	Launceston RSL	313-315 Wellington St, South Launceston	7249
St Leonards	St Leonards	St Leonards Primary School	330-342 St Leonards Rd, St Leonards	7250
Summerhill	Summerhill	Summerdale Community Centre	82-84 Stanley St, Summerhill	7250
Trevallyn	Trevallyn	Trevallyn Primary School	55 Gorge Rd, Trevallyn	7250
Waverley	Waverley	Waverley Primary School	6 Naroo St, Waverley	7250
West Launceston	West Launceston	West Launceston Primary School	24-38 Basin Rd, West Launceston	7250
Weymouth	Weymouth	Weymouth Hall	18 Major St, Weymouth	7252
Whitemark	Whitemark	Whitemark Lions Club	James St, Whitemark	7255
Winnaleah	Winnaleah	Winnaleah Memorial Hall	20 Main St, Winnaleah	7263
Youngtown	Youngtown	Youngtown Primary School	Cnr Victoria & Napier St, Youngtown	7249

## Polling places abolished since 2014 election

Polling Place Name	Locality	Premise Name	Address	Postcode
Cosgrove Park	South Launceston	Cosgrove Park Bowls Club	25 Waveney St, South Launceston	7249
Elphin	Newstead	Newstead College	30 Cypress St, Newstead	7250
General Hospital	Launceston	Launceston General Hospital	Meeting Room Level 3, Charles St, Launceston	7250
Targa	Targa	Myrtle Park Hall	38250 Tasman Hwy, Targa	7259
Windmill Hill	Launceston	Harry Abbott Scout Centre	1 St Georges Square, Launceston	7250

## House of Assembly Polling Place Details

### Division of Braddon

Polling Place Name	Locality	Premise Name	Address	Postcode
Abbotsham	Abbotsham	Abbotsham Hall	590 Castra Rd, Abbotsham	7321
Acton	Acton	Burnie Child and Family Centre	36 Thorne St, Acton	7320
Boat Harbour	Boat Harbour	Boat Harbour Primary School	17386 Bass Hwy, Boat Harbour	7321
Burnie	Burnie	Burnie City Council Offices	80 Wilson St, Burnie	7320
Calder	Calder	Calder Hall	1320 Calder Rd, Calder	7325
Cooee	Cooee	Cooee Primary School	Bass Hwy, Cooee	7320
Currie	Currie	Currie Town Hall	Cnr Meech & George Sts, Currie	7256
Devonport Central	Devonport	St Johns Parish Hall	Fenton St, Devonport	7310
Devonport North West	Devonport	Nixon St Primary School	60 Nixon St, Devonport	7310
Devonport South	Devonport	Reece High School	41-43 Middle Rd, Devonport	7310
Devonport West	Devonport	TasTafe	20-36 Valley Rd, Devonport	7310
Don	Don	Don Memorial Hall	17 Forth Rd, Don	7310
East Devonport	East Devonport	East Devonport Primary School	19-31 Thomas St, Devonport	7310
Edith Creek	Edith Creek	Edith Creek Primary School	1282 Trowutta Rd, Edith Creek	7330
Elliott	Elliott	Elliott Community Centre	829 Murchison Hwy, Elliott	7325
Forest	Forest	Forest Primary School	422 Mengha Rd, Forest	7330
Forth	Forth	Forth Primary School	45 Wilmot Rd, Forth	7310
Gawler	Gawler	Gawler Hall	15 Top Gawler Rd, Gawler	7315
Grassy	Grassy	Grassy Club	Grassy Rd, Grassy	7256
Havenview	Havenview	Havenview Primary School	15 Marriott St, Burnie	7320
Heybridge	Heybridge	Blythe Heads Hall	1 Sice Ave, Heybridge	7316
Highclere	Highclere	Highclere Community Centre	1558 Ridgley Hwy, Highclere	7321
Irishtown	Irishtown	Irishtown Lodge Arthur Temple	604 Irishtown Rd, Irishtown	7330
Latrobe	Latrobe	Latrobe Primary School	23 Lewis St, Latrobe	7307
Marrawah	Marrawah	Marrawah Memorial Hall	844 Comeback Rd, Marrawah	7330
Melrose	Melrose	Melrose Memorial Hall	673 Melrose Rd, Melrose	7310
Montello	Montello	Montello Primary School	83 Bird St, Montello	7320
Moorleah	Moorleah	Moorleah Community Centre	720 Preolenna Rd, Moorleah	7321
Natone	Natone	Natone Primary School	100 Upper Natone Rd, Natone	7321
North Motton	North Motton	North Motton Hall	578 Preston Rd, North Motton	7315



## Division of Braddon cont'd

<b>Polling Place Name</b>	<b>Locality</b>	<b>Premise Name</b>	<b>Address</b>	<b>Postcode</b>
Penguin	Penguin	Penguin Uniting Church Hall	50 Main Rd, Penguin	7316
Preston	Preston	Preston Community Centre	1833 Preston Rd, Preston	7315
Queenstown	Queenstown	West Coast Community Services Hub	Hunter St, Queenstown	7467
Riana	Riana	Riana Community Centre	1221 Pine Rd, Riana	7316
Ridgley	Ridgley	Ridgley Primary School	904 Ridgley Hwy, Ridgley	7321
Rocky Cape	Rocky Cape	Rocky Cape Public Hall	19074 Bass Hwy, Rocky Cape	7321
Romaine	Romaine	Romaine Park Primary School	Cnr Roslyn Ave and Mount St, Romaine	7320
Rosebery	Rosebery	Rosebery Neighbourhood Centre	8 Agnes St, Rosebery	7470
Shorewell Park	Shorewell Park	Tasmanian Academy (Hellyer College)	41-43 Mooreville Rd, Shorewell Park	7320
Sisters Beach	Sisters Beach	Sisters Beach Fire Station	Honeysuckle Ave, Sisters Beach	7325
Sisters Creek	Sisters Creek	Myalla Community Centre, Myalla Recreation Ground	29 Myalla Rd, Sisters Creek	7321
Smithton	Smithton	Smithton Primary School	27- 43 Grant St, Smithton	7330
Somerset	Somerset	Somerset Primary School	30A Beaufort St, Somerset	7322
South Riana	South Riana	South Riana Hall	776 South Riana Rd, South Riana	7316
Sprent	Sprent	Sprent Primary School	1245 Castra Rd, Sprent	7315
Spreyton	Spreyton	Spreyton Primary School	1 Mersey Main Rd, Spreyton	7310
Stanley	Stanley	Stanley Primary School	Wilson St, Stanley	7330
Stowport	Stowport	Stowport Public Hall	580 Stowport Rd, Stowport	7321
Strahan	Strahan	Strahan Primary School	2 Bay St, Strahan	7468
Sulphur Creek	Sulphur Creek	Sulphur Creek Hall	310 Preservation Dr, Sulphur Creek	7316
Tullah	Tullah	Tullah Community Hall	Farrell St, Tullah	7321
Turners Beach	Turners Beach	Turners Beach Community Centre	Henry St, Turners Beach	7315
Ulverstone Central	Ulverstone	Ulverstone Senior Citizens Club	16 King Edward St, Ulverstone	7315
Ulverstone East	Ulverstone	East Ulverstone Primary School	18 Crawford St, Ulverstone	7315
Ulverstone South	Ulverstone	Ulverstone High School	38 Leven St, Ulverstone	7315
Waratah	Waratah	Waratah Municipal Chambers	12-14 Smith St, Waratah	7321
West Ulverstone	West Ulverstone	West Ulverstone Primary School	34 Maud St, Ulverstone	7315
Wivenhoe	Wivenhoe	Wivenhoe Campus Leighland Christian School	Stowport Rd, Wivenhoe	7320
Wynyard Central	Wynyard	Wynyard Senior Citizens Clubrooms	28 Jackson St, Wynyard	7325
Wynyard West	Wynyard	Wynyard High School	30 Church St, Wynyard	7325
Yolla	Yolla	Yolla District High School	School La, Yolla	7325
Zeehan	Zeehan	Zeehan Primary School	7 Belstead St, Zeehan	7469

## Polling places abolished since 2014 election

<b>Polling Place Name</b>	<b>Locality</b>	<b>Premise Name</b>	<b>Address</b>	<b>Postcode</b>
Ambleside	Devonport	Mersey Rowing Club	52 River Rd, Devonport	7310
Devonport	Devonport	Addison Street Scout Hall	11 Addison Street, Devonport	7310
Devonport North	Devonport	Mersey Bluff Church of Christ	232 William St, Devonport	7310
Gunns Plains	Gunns Plains	Gunns Plains Community Hall	957 Gunns Plains Rd, Gunns Plains	7315
Mawbanna	Mawbanna	Mawbanna Memorial Hall	1444 Mawbanna Rd, Mawbanna	7321
Miandetta	Devonport	School of Special Education	113 Middle Rd, Devonport	7310
Montagu	Montagu	Montagu Fire Station	Montagu Rd, Montagu	7330
Reekara	Reekara	Reekara Community Complex	2249 North Rd, Reekara	7256
Savage River	Savage River	Grange Resources Lodge	Corinna Rd, Savage River	7321
South Burnie	South Burnie	SES Burnie Unit	9 Wellington Street, South Burnie	7320
Togari	Togari	Togari Community Centre	7 Salmon River Rd, Togari	7330

## House of Assembly Polling Place Details

### Division of Denison

Polling Place Name	Locality	Premise Name	Address	Postcode
Austins Ferry	Austins Ferry	St Virgil's College	195 Main Rd, Austins Ferry	7011
Battery Point	Sandy Bay	10th Hobart Scout Hall	Marieville Esp, Sandy Bay	7005
Battery Point West	Battery Point	Albuera Street Primary School	Albuera St, Battery Point	7004
Cascades	South Hobart	Badminton Association Centre	101 Cascade Rd, South Hobart	7004
Chigwell	Chigwell	Chigwell Barn	10 Bucaan St, Chigwell	7011
Claremont	Claremont	Claremont Girl Guides Hall	3 Boxhill Rd, Claremont	7011
Collinsvale	Collinsvale	Collinsvale Primary School	508 Collinsvale Rd, Collinsvale	7012
Dynnyrne	Dynnyrne	Princes Street Primary School	Randall St, Sandy Bay	7005
Fern Tree	Fern Tree	Fern Tree Fire Station	7 Summerleas Rd, Fern Tree	7054
Glenorchy	Glenorchy	Glenorchy Primary School	Kensington St, Glenorchy	7010
Glenorchy Central	Glenorchy	St Matthews Church	Cnr Tolosa St and Main Rd, Glenorchy	7010
Goodwood	Goodwood	Goodwood Primary School	Elmsleigh Rd, Moonah	7009
Hobart City	Hobart	Hobart Voting Centre	Ground Level, 144 Macquarie St, Hobart	7000
Kingston (Denison)	Kingston	Kingborough Council	15 Channel Hwy, Kingston	7050
Lenah Valley	Lenah Valley	Lenah Valley Primary School	11 Creek Rd, Lenah Valley	7008
Lower Sandy Bay	Sandy Bay	Sandy Bay Infant School	568 Sandy Bay Rd, Sandy Bay	7005
Lutana	Lutana	Southern ITF Taekwon-Do	12 Ashbolt Cres, Lutana	7009
Merton	Glenorchy	Tolosa Hall	148 Tolosa St, Glenorchy	7010
Moonah	Moonah	Salvation Army Community Centre	73 Hopkins St, Moonah	7009
Moonah East	Moonah	Bowen Road Primary School	35 Bowen Rd, Moonah	7009
Moonah North	Moonah	Moonah Primary School	40 Derwent Park Rd, Derwent Park	7009
Mount Nelson	Mount Nelson	Mt Nelson Primary School	388 Nelson Rd, Mount Nelson	7007
Mount Stuart	Mount Stuart	Mt Stuart Primary School	106 Gillon Cres, Mount Stuart	7000
New Town	New Town	Friends Junior School Hall	393 Argyle St, North Hobart	7000
New Town West	New Town	Sacred Heart College	2 Cross St, New Town	7008
North Hobart Central	North Hobart	Hobart North Uniting Church	Swan St, North Hobart	7000
Roseneath	Claremont	Austins Ferry Primary School	13 Brodie St, Claremont	7011
Rosetta	Rosetta	Montrose Bay High School	865 Brooker Ave, Rosetta	7010
Sandfly (Denison)	Sandfly	Sandfly Hall	811 Sandfly Rd, Sandfly	7150



## Division of Denison cont'd

<b>Polling Place Name</b>	<b>Locality</b>	<b>Premise Name</b>	<b>Address</b>	<b>Postcode</b>
Sandy Bay	Sandy Bay	Wellspring Anglican Church Hall	43-47 Grosvenor St, Sandy Bay	7005
Sandy Bay Beach	Sandy Bay	Harold Gregg Centre	1 Southerwood Dr, Sandy Bay	7005
South Hobart	South Hobart	St Francis Xavier's Church Hall	34 Angelsea St, South Hobart	7004
Taroona	Taroona	Taroona Primary School	104 Channel Hwy, Taroona	7053
Waimea Heights	Sandy Bay	Waimea Heights Primary School	12 Balfour Ct, Sandy Bay	7005
West Hobart	Hobart	St Peter's Hall	Cnr Brisbane/Harrington Sts, Hobart	7000
West Hobart Central	West Hobart	Lansdowne Crescent Primary School	15 Gourlay St, West Hobart	7000
West Hobart South	West Hobart	Goulburn Street Primary School	Forest Rd, West Hobart	7000
Windermere	Claremont	Windermere Primary School	2 Cadbury Rd, Claremont	7011

## Polling places abolished since 2014 election

<b>Polling Place Name</b>	<b>Locality</b>	<b>Premise Name</b>	<b>Address</b>	<b>Postcode</b>
Derwent Park	Derwent Park	Cosgrove High School	286 Main Rd, Glenorchy	7010
Elwick	Glenorchy	Glenorchy YMCA	8A Constance Ave, Glenorchy	7010
Hobart	Hobart	G A Wood Hall	29 Bathurst St, Hobart	7000
Lenah Valley East	Lenah Valley	Lenah Valley Primary School	Creek Rd, Lenah Valley	7008
Montrose	Glenorchy	Girl Guides Hall	Booth Ave, Glenorchy	7010
North Hobart	North Hobart	Elizabeth College	256 Elizabeth St, North Hobart	7000
West Hobart North	West Hobart	Lawrenny Court	131 Hill St, West Hobart	7000

## House of Assembly Polling Place Details

### Division of Franklin

Polling Place Name	Locality	Premise Name	Address	Postcode
Adventure Bay	Bruny Island	Adventure Bay Hall	Adventure Bay Rd, Adventure Bay	7150
Alonnah	Bruny Island	Bruny Island District School	15 School Rd, Alonnah	7150
Barnes Bay	Bruny Island	Barnes Bay CWA Rooms	678 Bruny Island Main Rd, North Bruny	7150
Bellerive	Bellerive	Clarence Police & Community Youth Club Inc	10 Scott St, Bellerive	7018
Blackmans Bay	Blackmans Bay	Blackmans Bay Primary School	177 Roslyn Ave, Blackmans Bay	7052
Cambridge	Cambridge	Cambridge Primary School	976 Cambridge Rd, Cambridge	7170
Clarence	Bellerive	Clarence High School	25 Wentworth St, Bellerive	7018
Clarendon Vale	Clarendon Vale	Clarendon Vale Neighbourhood Centre	65 Mockridge Rd, Clarendon Vale	7019
Cradoc	Cradoc	Cradoc Park	8247 Channel Hwy, Cradoc	7109
Cygnnet	Cygnnet	Carmel Hall	25 Mary St, Cygnnet	7112
Dover	Dover	Dover District School	6940 Huon Hwy, Dover	7117
Franklin	Franklin	Franklin Primary School	10 New Rd, Franklin	7113
Geeveston	Geeveston	Geeveston Primary School	63 Arve Rd, Geeveston	7116
Geilston Bay	Geilston Bay	Lindisfarne North Primary School	271 East Derwent Hwy, Geilston Bay	7015
Glen Huon	Glen Huon	Glen Huon Primary School	801 Glen Huon Rd, Glen Huon	7109
Howden	Howden	Howden Fire Station	Howden Rd, Howden	7054
Howrah	Howrah	Howrah Scout Hall, Howrah Primary School	Howrah Rd, Howrah	7018
Huonville	Huonville	Huonville Primary School	82 Wilmot Rd, Huonville	7109
Judbury	Judbury	Judbury Hall	1273 Glen Huon Rd, Judbury	7109
Kettering	Kettering	Kettering Community Centre	2963 Channel Hwy, Kettering	7050
Kingston (Franklin)	Kingston	Kingborough Council	15 Channel Hwy, Kingston	7050
Kingston Beach	Kingston Beach	Kingston Beach Community Hall	20 Beach Rd, Kingston Beach	7050
Lauderdale	Lauderdale	Lauderdale Community Hall	528a South Arm Rd, Lauderdale	7021
Lindisfarne	Lindisfarne	Lindisfarne Primary School	17 Loatta Rd, Lindisfarne	7018
Lindisfarne Village	Lindisfarne	St Aidans Church Hall	54 Lincoln St, Lindisfarne	7015
Maranoa Heights	Kingston	Southern Christian College	150 Redwood Rd, Kingston	7050
Margate	Margate	Margate Hall	Channel Hwy, Margate	7054



## Division of Franklin cont'd

Polling Place Name	Locality	Premise Name	Address	Postcode
Middleton	Middleton	South Channel Community Centre	McDowall St, Middleton	7163
Montagu Bay	Montagu Bay	Montagu Bay Primary School	10 Conara Rd, Montagu Bay	7018
Mornington	Mornington	Citywide Baptist Church	400 Cambridge Rd, Mornington	7018
Mountain River	Mountain River	Mountain River Memorial Hall	263 Mountain River Rd, Mountain River	7109
Old Beach	Old Beach	Old Beach Community Centre	Jetty Rd, Old Beach	7017
Ranelagh	Ranelagh	Ranelagh Soldiers Memorial Hall	40 Marguerite St, Ranelagh	7109
Richmond	Richmond	Richmond Primary School	Commercial Rd, Richmond	7025
Risdon Vale	Risdon Vale	Risdon Vale Primary School	2 Heather Rd, Risdon Vale	7016
Rokeby	Rokeby	Emmanuel Christian School	1 Chipmans Rd, Rokeby	7019
Sandfly (Franklin)	Sandfly	Sandfly Hall	811 Sandfly Rd, Sandfly	7150
Sandford	Sandford	Sandford Hall	949 South Arm Rd, Sandford	7020
Seven Mile Beach	Seven Mile Beach	Wyndham Vacation Resort	78 Surf Rd, Seven Mile Beach	7170
Snug	Snug	Snug Primary School	2208 Channel Hwy, Snug	7054
South Arm	South Arm	South Arm Primary School	32 Harmony Lane, South Arm	7022
Southport	Southport	Southport Community Centre	8606 Huon Hwy, Southport	7109
Tranmere	Howrah	Tranmere Hall	27 Tranmere Rd, Howrah	7018
Warrane	Warrane	Warrane Primary School	213 Cambridge Rd, Warrane	7018
Woodbridge	Woodbridge	Woodbridge Hall	3445 Channel Hwy, Woodbridge	7162

## Polling places abolished since 2014 election

Polling Place Name	Locality	Premise Name	Address	Postcode
Port Huon	Port Huon	Port Huon Sports & Aquatic Centre	Huon Hwy, Port Huon	7116
Surges Bay	Surges Bay	Surges Bay Hall	Esperance Coast Rd, Surges Bay	7116
Warrane North	Warrane	Warrane Mornington Neighbourhood Centre	150a Bligh St, Warrane	7018



## House of Assembly Polling Place Details

### Division of Lyons

Polling Place Name	Locality	Premise Name	Address	Postcode
Avoca	Avoca	Avoca Primary School	26-30 St Pauls Pl, Avoca	7213
Bagdad	Bagdad	Bagdad Primary School	46-48 School Rd, Bagdad	7030
Beaconsfield	Beaconsfield	Beaconsfield Senior Citizens' Hall	Weld St, Beaconsfield	7270
Beauty Point	Beauty Point	Beauty Point Uniting Church Hall	Beatty St, Beauty Point	7270
Bicheno	Bicheno	Bicheno Beachfront	Sinclair St, Bicheno	7215
Bothwell	Bothwell	Bothwell Council Chambers	Alexander St, Bothwell	7030
Bracknell	Bracknell	Bracknell War Memorial Hall	Louisa St, Bracknell	7302
Bridgewater	Bridgewater	Brighton Civic Centre	25 Green Point Rd, Bridgewater	7030
Brighton	Brighton	Brighton Primary School	27 Downie St, Brighton	7030
Broadmarsh	Broadmarsh	Broadmarsh Hall	1218 Elderslie Rd, Broadmarsh	7030
Campania	Campania	Campania Hall	45 Reeve St, Campania	7026
Campbell Town	Campbell Town	Campbell Town Town Hall	75 High St, Campbell Town	7210
Carrick	Carrick	Carrick Public Hall	29 Meander Valley Rd, Carrick	7291
Chudleigh	Chudleigh	Chudleigh Memorial Hall	54 Sorell St, Chudleigh	7304
Claude Road	Claude Road	Claude Road Memorial Hall	787 Claude Rd, Claude Road	7306
Colebrook	Colebrook	Colebrook Fire Station	Colebrook Rd, Colebrook	7027
Coles Bay	Coles Bay	Coles Bay Community Hall	Harold St, Coles Bay	7215
Copping	Copping	Copping Hall	69 Allanby St, Copping	7174
Cressy	Cressy	Cressy Community Hall	Main St, Cressy	7302
Deloraine	Deloraine	Deloraine High School Hall	24 Lansdowne Pl, Deloraine	7304
Dodges Ferry	Dodges Ferry	Dodges Ferry Community Recreation Centre	532 Old Forcett Rd, Dodges Ferry	7173
Dromedary	Dromedary	Dromedary (Millvale) Community Hall	14 Millvale Rd, Dromedary	7030
Dunalley	Dunalley	Dunalley Primary School	20-32 Bay St, Dunalley	7177
Elizabeth Town	Elizabeth Town	Elizabeth Town Fire Station	5816 Bass Hwy, Elizabeth Town	7304
Epping	Epping Forest	Epping Forest Public Hall	13515 Midland Hwy, Epping Forest	7211
Evandale	Evandale	Evandale Primary School	5-11 Barclay St, Evandale	7212
Exeter	Exeter	Exeter High School	28 Glen Ard Mohr Rd, Exeter	7275
Fingal	Fingal	Fingal Activity Centre	29 Talbot St, Fingal	7214



## Division of Lyons cont'd

<b>Polling Place Name</b>	<b>Locality</b>	<b>Premise Name</b>	<b>Address</b>	<b>Postcode</b>
Forcett	Forcett	Forcett Public Hall	699 Arthur Hwy, Forcett	7173
Frankford	Frankford	Frankford Memorial Hall	Frankford Rd, Frankford	7275
Gagebrook	Gagebrook	Gagebrook Primary School	4 Tottenham Rd, Gagebrook	7030
Glengarry	Glengarry	Glengarry Fire Station	Frankford Rd, Glengarry	7275
Glenora	Glenora	Glenora District High School	620 Gordon River Rd, Glenora	7140
Granton	Granton	Granton Memorial Hall	Lyell Hwy, Granton	7030
Gravelly Beach	Gravelly Beach	Gravelly Beach Main Hall	Edinburgh Park, off Gravelly Beach Rd, Gravelly Beach	7276
Hagley	Hagley	Hagley Farm Primary School	2508 Meander Valley Rd, Hagley	7292
Kelso	Kelso	Kelso Community Centre	Foreshore Rd, Kelso	7270
Kempton	Kempton	Kempton Council Chambers	Main St, Kempton	7030
Lachlan	Lachlan	Lachlan Community Hall	511 Lachlan Rd, Lachlan	7140
Legana (Lyons)	Legana	Legana Memorial Hall	43 Fulton St, Legana	7277
Levendale	Levendale	Levendale Community Hall	Woodsdale Rd, Levendale	7120
Longford	Longford	Longford War Memorial Hall	Wellington St, Longford	7301
Lower Barrington	Lower Barrington	Lower Barrington Public Hall	1027 Sheffield Rd, Lower Barrington	7306
Magra	Magra	Magra CWA Building	Back River Rd, Magra	7140
Mathinna	Mathinna	Mathinna Community Centre	21 High St, Mathinna	7214
Maydena	Maydena	Giant's Table and Cottages	9-13 Junee Rd, Maydena	7140
Meander	Meander	Meander Memorial Hall	124 Main Rd, Meander	7304
Midway Point	Midway Point	Midway Point Community Hall	Raynors Rd, Midway Point	7171
Miena	Miena	Miena Community Centre	55-57 Cider Gum Rd, Miena	7030
Mole Creek	Mole Creek	Mole Creek Primary School	4 Caveside Rd, Mole Creek	7304
Molesworth	Molesworth	Molesworth Community Hall	560 Molesworth Rd, Molesworth	7140
Moriarty	Moriarty	Moriarty Hall	1 Bonneys La, Moriarty	7307
New Norfolk	New Norfolk	New Norfolk Primary School	8 Pioneer Ave, New Norfolk	7140
New Norfolk North	New Norfolk	Fairview Primary School	211 Back River Rd, New Norfolk	7140
Nubeena	Nubeena	Tasman Civic Centre	21 Clarke St, Nubeena	7184
Oatlands	Oatlands	Oatlands Council Chambers	71 High St, Oatlands	7120
Orford	Orford	Orford Primary School	35 Charles St, Orford	7190
Ouse	Ouse	Ouse Online Centre	6947 Lyell Hwy, Ouse	7140
Perth	Perth	Perth Community Centre	173 Fairtlough St, Perth	7300



## Division of Lyons cont'd

<b>Polling Place Name</b>	<b>Locality</b>	<b>Premise Name</b>	<b>Address</b>	<b>Postcode</b>
Pontville	Pontville	Pontville Old Council Chambers	262 Midland Hwy, Pontville	7030
Port Sorell	Port Sorell	Port Sorell Memorial Hall	Cnr Darling and Meredith Sts, Port Sorell	7307
Primrose Sands	Primrose Sands	Primrose Sands Community Hall	570 Primrose Sands Rd, Primrose Sands	7173
Railton	Railton	Sheffield School (Railton Campus)	94 Foster St, Railton	7305
Ross	Ross	Ross Town Hall	12 Bridge St, Ross	7209
Sassafras	Sassafras	Sassafras Primary School	50 School Rd, Sassafras	7307
Scamander	Scamander	Scamander Sports Complex	Coach Rd, Scamander	7215
Sheffield	Sheffield	Sheffield School	12 Henry St, Sheffield	7306
Sidmouth	Sidmouth	Sidmouth Community Centre	255 Batman Hwy, Sidmouth	7270
Sorell	Sorell	Sorell Memorial Hall	Cole St, Sorell	7172
St Helens	St Helens	St Helens District High School	9 Circassian St, St Helens	7216
St Marys	St Marys	St Marys Community Hall	Main St, St Marys	7215
Swansea	Swansea	Swansea Primary School	25 Franklin St, Swansea	7190
Taranna	Taranna	Tasman Peninsula Community Centre	Gourlay Rd, Taranna	7180
Tea Tree	Tea Tree	Tea Tree Community Hall	Briar Banks Rd, Tea Tree	7017
Triabunna	Triabunna	Triabunna Hall	3 Vicary St, Triabunna	7190
Tunnack	Tunnack	Tunnack Public Hall	Tunnack Rd, Tunnack	7120
Wesley Vale	Wesley Vale	Andrews Creek Primary School	20 Westwind Dr, Wesley Vale	7307
Westbury	Westbury	Westbury Town Hall	26 Lyall St, Westbury	7303
Westerway	Westerway	Westerway Primary School	1619 Gordon River Rd, Westerway	7140
Wilmot	Wilmot	Wilmot Primary School	61 Main Rd, Wilmot	7310

## Polling places abolished since 2014 election

<b>Polling Place Name</b>	<b>Locality</b>	<b>Premise Name</b>	<b>Address</b>	<b>Postcode</b>
Bishopsbourne	Bishopsbourne	Bishopsbourne Community Centre, Recreation Ground	1111 Bishopsbourne Rd, Bishopsbourne	7301
Bronte	Bronte Park	Bronte Park Highland Village	378 Marlborough Rd, Bronte Park	7140
Buckland	Buckland	Buckland Memorial Hall	22 Kent St, Buckland	7190
Ellendale	Ellendale	Ellendale Hall	939 Ellendale Rd, Ellendale	7140
Gretna	Gretna	Gretna (St Mary's Parish) Hall	3548 Lyell Hwy, Gretna	7140
Hamilton	Hamilton	Hamilton Hall	Tarleton St, Hamilton	7140



## Division of Lyons polling places abolished cont'd

<b>Polling Place Name</b>	<b>Locality</b>	<b>Premise Name</b>	<b>Address</b>	<b>Postcode</b>
Parattah	Parattah	Parattah Jubilee Hall	657 Tunnack Rd, Parattah	7120
Port Arthur	Port Arthur	Port Arthur Sports Ground	2745 Nubeena Rd, Port Arthur	7182
Pyengana	Pyengana	Pyengana War Memorial Hall	St Columba Falls Rd, Pyengana	7216
Saltwater River	Saltwater River	Saltwater River Public Hall	600 Saltwater River Rd, Saltwater River	7186
Whitemore	Whitemore	Whitemore Historical Group Rooms (Old School)	769 Whitemore Rd, Whitemore	7303



# Appendix E

## **Memorandum of Advice – TEC Commissioner to DPAC Secretary**



Level 3  
169 Main Road  
Moonah Tasmania 7009  
PO Box 307  
Moonah Tas 7009  
Phone (03) 6208 8700  
Fax (03) 6208 8791  
ballot.box@tec.tas.gov.au  
www.tec.tas.gov.au

Mr Greg Johannes  
Secretary  
Department of Premier and Cabinet

Dear Mr Johannes

**House of Assembly adoption of the new federal electoral boundaries and division names**

I am writing in response to your request for advice concerning the possible adoption of the new federal electoral boundaries for Tasmania to the House of Assembly electoral divisions before the forthcoming state election.

I believe it is not advisable to adopt the new federal electoral divisions before the forthcoming state election as it could cause significant elector confusion and would lead to greatly increased costs and logistical risks to conduct the election.

As you are aware, new federal electoral divisions in Tasmania were determined on 13 November 2017. The key changes from the federal redistribution are:

- the division of Denison has been renamed the division of Clark
- the entirety of the municipality of Latrobe is now located within Braddon
- the entirety of the municipality of West Tamar is now located within Bass
- the entirety of the municipality of Meander Valley is now located within Lyons
- the entirety of the municipality of Brighton is now located within Lyons
- the south-western boundary of Denison has moved to the Huon Highway, and
- the Richmond area has moved into Lyons.

While a redistribution of the Legislative Council electoral boundaries is undertaken in accordance with the *Legislative Council Electoral Boundaries Act 1995*, there is no legislated process for undertaking a redistribution of the House of Assembly electoral boundaries. Following the conclusion of previous federal redistributions, State Parliament has seen fit to amend Schedule 4 of the *Constitution Act 1934* to adopt the federal boundaries for purposes of representation in the House of Assembly.

The adoption of the new electoral boundaries and division name before the State election would create the following issues:

- The change of division name from Denison to Clark would cause considerable elector confusion. Many Tasmanians are aware of the House of Assembly division in which they reside. The name change could lead to disenfranchisement as some Denison electors may be unsure where to vote or think they do not have to vote.
- The change of division name would have a major impact on the cost of the forthcoming election as the following additional tasks would need to be undertaken by the TEC:
  - significant increases in the election advertising campaign to include a range of elements to increase awareness of the new division name and how electors are affected,
  - changes to election management systems to readjust the allocation of polling places to the new divisions, which will also lead to other resourcing and logistics planning
  - the design and production and roll out of new election material for all polling places, and
  - changes to election training and information materials.
- As campaigning for the State election may have already begun for some intending candidates, changes to electoral boundaries – particularly in the Latrobe, West Tamar and Meander Valley municipalities – may cause elector confusion as some of these electors may no longer be in the same division as the candidate.

To add to the possible confusion, while electors are now technically enrolled in the new federal divisions, these divisions cannot be used at an electoral event until the next federal election. In other words, if the federal division of Braddon were to lose its member – due to the uncertainty of the dual citizenship status of the current member – the associated by-election would be conducted on the old Braddon (current House of Assembly) electoral boundary.

While the new boundaries are established to enable divisions to closely align with the *one-vote one-value* principle, the current electoral boundaries are within the 10% variation set out for Legislative Council electoral boundary redistributions.

As the House of Assembly adoption of these new federal electoral boundaries is only expected to be delayed for around six months, I believe that the use of current House of Assembly electoral boundaries at the 2018 state election will not have any real impact regarding the application of the *one-vote one-value* principle.

Please feel free to contact me if you have any questions or concerns.

Yours sincerely



Andrew Hawkey

ELECTORAL COMMISSIONER

15 November 2017





# Maps

Tasmanian House of Assembly Divisions

Tasmanian Legislative Council Divisions 2017

Tasmanian Legislative Council Divisions 2008

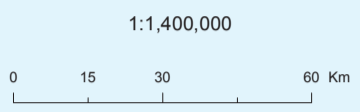
478028





# TASMANIAN HOUSE OF ASSEMBLY DIVISIONS

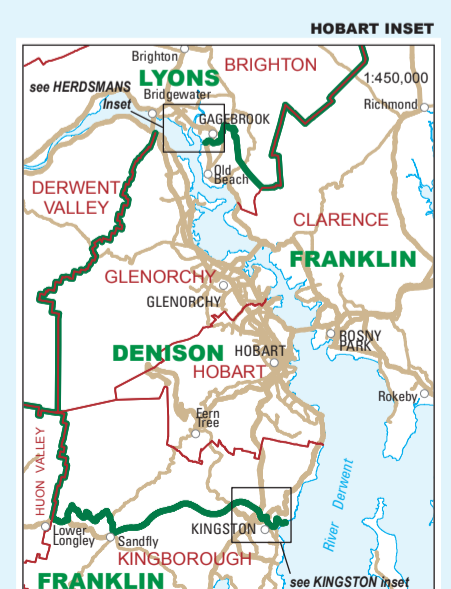
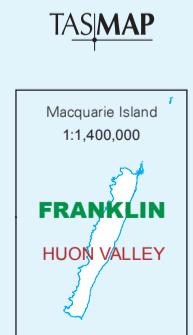
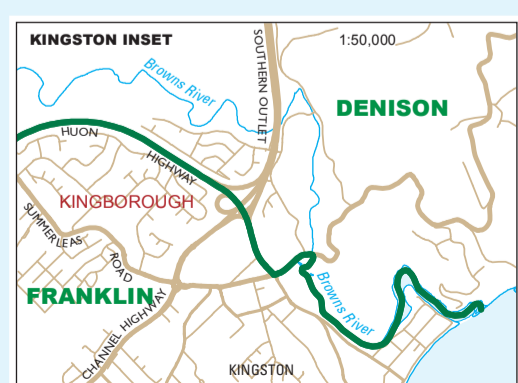
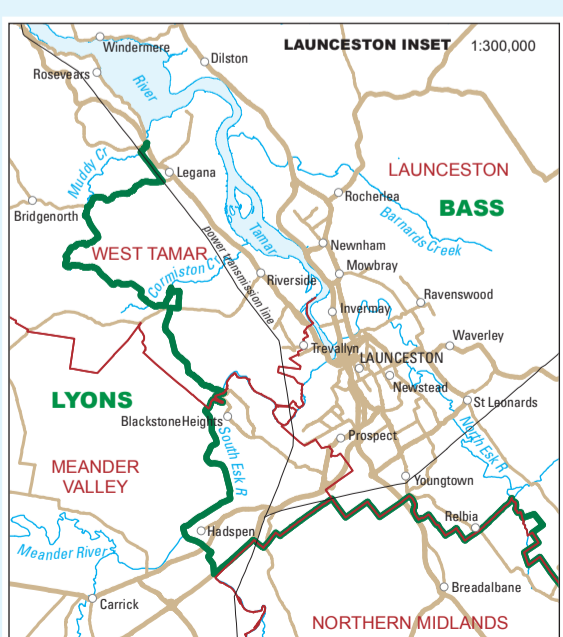
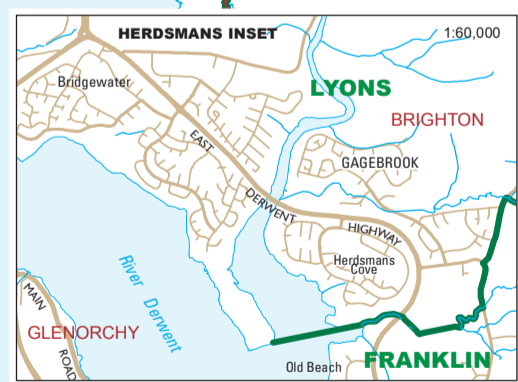
Boundaries set out in the *Constitution Amendment (House of Assembly Electoral Boundaries) Act 2009* and effective 27 April 2009.  
Refer to CPR8449, CPR8450, CPR8451, CPR8452 and CPR8453 for details.



- HOUSE OF ASSEMBLY map numbers
- 1 Bass
  - 2 Braddon
  - 3 Denison
  - 4 Franklin
  - 5 Lyons

**HOUSE OF ASSEMBLY** (Green line)

**TASMAN** (Red line) Local Government Area



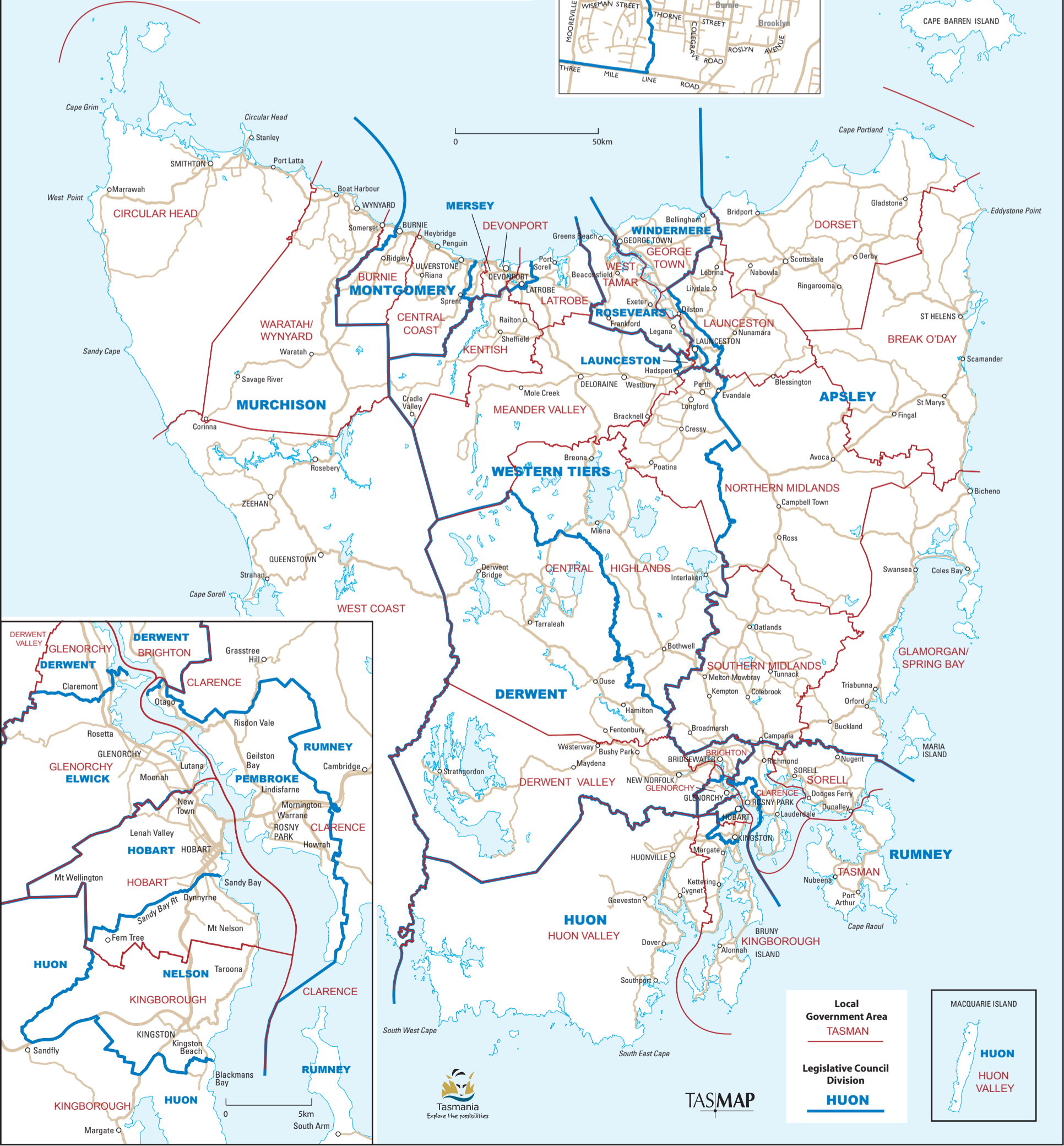
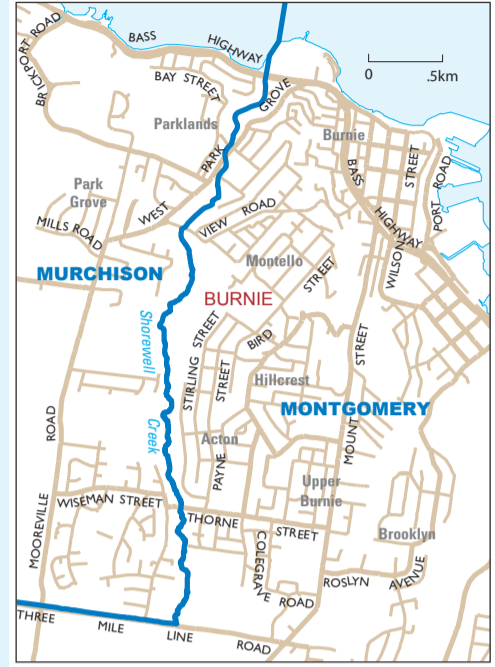
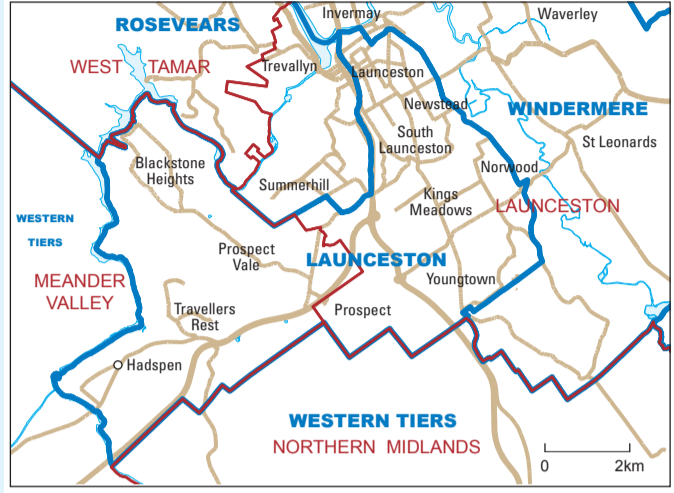
# TASMANIAN LEGISLATIVE COUNCIL DIVISIONS

Boundaries determined by the Redistribution Tribunal on 10 May 2008.



Legislative Council  
Division map set index.

DIVISION	MAP No.
Apsley	1
Derwent	2
Elwick	3
Hobart	4
Huon	5
Launceston	6
Mersey	7
Montgomery	8
Murchison	9
Nelson	10
Pembroke	11
Rosevears	12
Rumney	13
Western Tiers	14
Windermere	15



**Local Government Area**  
**TASMAN**

---

**Legislative Council Division**  
**HUON**



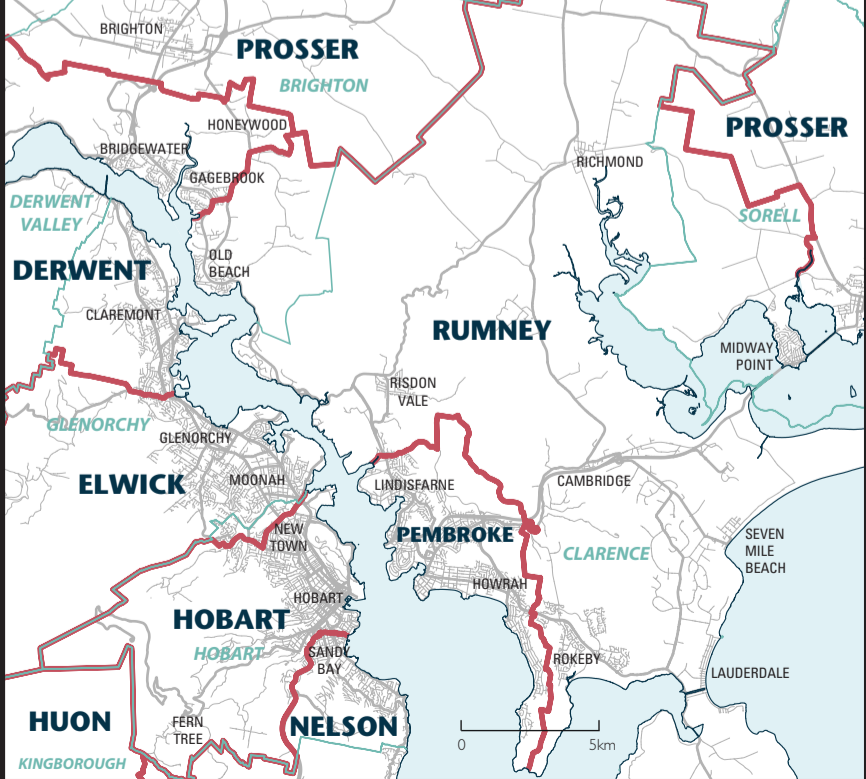
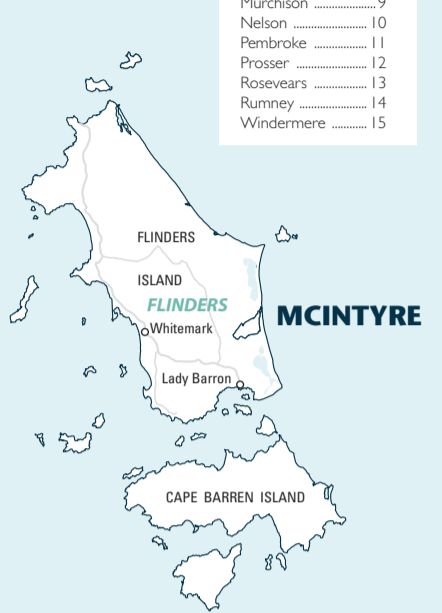
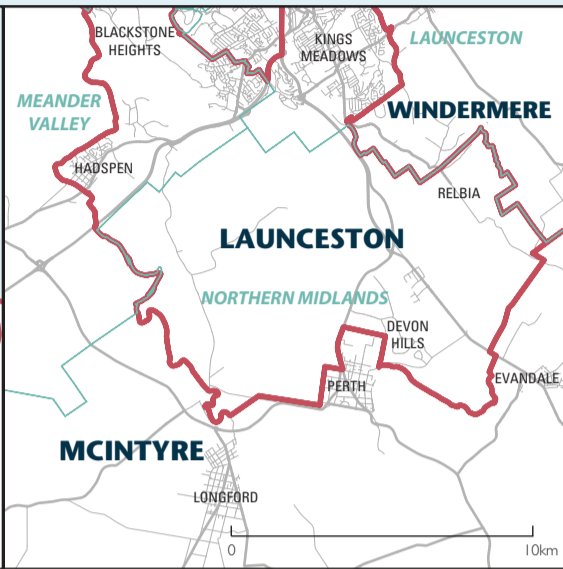
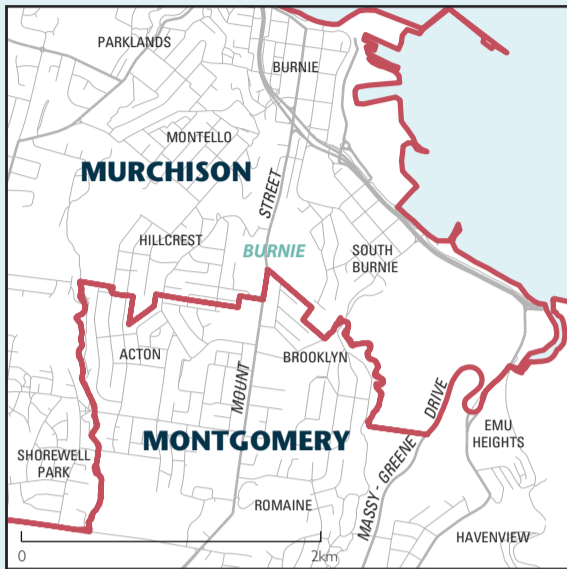
# TASMANIAN LEGISLATIVE COUNCIL DIVISIONS

Boundaries determined by the Redistribution Tribunal on 20 May 2017



Legislative Council  
Division map set index

DIVISION	MAP No.
Derwent	1
Elwick	2
Hobart	3
Huon	4
Launceston	5
McIntyre	6
Mersey	7
Montgomery	8
Murchison	9
Nelson	10
Pembroke	11
Prosser	12
Rosevears	13
Rumney	14
Windermere	15



Legislative Council  
Division

**HUON**

Local  
Government Area

TASMAN



TASMAP  
www.tasmap.tas.gov.au

