



Tasmanian  
Electoral Commission

2019 to 2021

Report on  
Parliamentary  
Elections

Level 3  
169 Main Road  
Moonah Tasmania 7009

PO Box 307  
Moonah Tas 7009

Phone (03) 6208 8700  
Fax (03) 6208 8791  
ballot.box@tec.tas.gov.au  
www.tec.tas.gov.au

To The Honourable Craig Farrell  
President of the Legislative Council, and  
  
The Honourable Mark Shelton  
Speaker of the House of Assembly

We are honoured to submit this report on Tasmanian parliamentary elections conducted during the period 2019 to 2021.

The Tasmanian Electoral Commission (TEC) has statutory responsibilities for the independent and impartial conduct of elections and referendums including:

- House of Assembly elections, by-elections and recounts;
- Legislative Council elections and by-elections;
- State referendums;
- The implementation of electoral boundary redistributions.

This report on parliamentary elections is in addition to the Tasmanian Electoral Commission's annual reports and has been prepared in accordance with Section 13 of the *Electoral Act 2004*.

## Legislative Council elections

Since the previous report, the following Legislative Council elections have been held:

- May 2019 – Montgomery, Nelson and Pembroke
- August 2020 – Huon and Rosevears
- May 2021 – Derwent, Mersey and Windermere

## Overlap of the 2019 Legislative Council elections and the Federal election

On the day nominations closed for the 2019 Legislative Council elections, the Prime Minister announced that the Federal election would be held on Saturday 18 May 2019, 14 days after polling day for the periodic elections.

The Commission was concerned that the overlap of election periods may create confusion and have a negative impact on Legislative Council elections for the following reasons:

- Only around 75,000 Tasmanian electors would be voting in the periodic elections compared to 387,000 Tasmanian electors voting in the federal election.
- Four political parties had nominated candidates in both sets of elections which would blur election campaign messages and expenditure.
- Newspapers, radio, television and social media would be dominated by Federal election news and campaign advertising.
- The Australian Electoral Commission's 'Shape our Country' election phrase and artwork (also used in 2015) was similar to the TEC's 'Shape Your State' phrase and artwork (in use since 2007).
- Both electoral management bodies would be providing similar, but separate voting services (i.e. postal, pre-poll and mobile voting services) across an overlapping period.

In response to these circumstances the Commission extended its usual Legislative Council public awareness campaign by developing an additional awareness message associated with the Legislative Council election elector brochure – 'If you received this envelope, you will need to vote in TWO separate elections this May'.

The participation rates for these elections were only slightly lower than the previous participation rates for these divisions the last time they went to election in 2013.

## Postponement of the 2020 Legislative Council elections

The COVID-19 pandemic created many unforeseen challenges to the 2020 Legislative Council elections for the divisions of Huon and Rosevears.

As increased restrictions removed the possibility of opening polling places in May, some called for the 2020 Legislative Council elections to proceed as a full postal ballot rather than delay the elections. As stated in the letter to the President of the Legislative Council dated 17 April 2020, the Commission took the view that a Tasmanian Parliamentary election conducted solely by postal vote is not an election for the purposes of the *Electoral Act 2004*. Fundamentally, the Act provides every elector with the right to vote at a polling place on polling day. A copy of this letter has been included in Appendix E.

Due to the ongoing pandemic restrictions, on 15 April 2020, the Commission made the extraordinary decision to not conduct these elections in April/May, making it only the second year since 1887 when periodic Legislative Council elections have not been held in May<sup>1</sup>.

On 5 May 2020, the Parliament passed the *COVID-19 Disease Emergency (Miscellaneous Provisions) Act (No2) 2020*. This legislation included:

- As proposed by the Commission, extension of the term of the current members of Huon and Rosevears until the declaration of the poll for the 2020 Legislative Council elections.
- Empowering the Governor to appoint a new polling day on a Saturday in a month before 31 December 2020, if at the time the Director of Public Health was of the opinion that there was no longer a significant risk to public health.

On Friday 12 June the Director advised there was no longer a significant risk to public health by holding the elections. Following this advice, the Premier announced Saturday 1 August as polling day and Her Excellency issued a Proclamation appointing that date.

The fast-moving impact of the COVID-19 pandemic added to the complexity and uncertainty of the elections. With some other states in full lockdown and the possibility that part or all of Tasmania could also go into lockdown at any stage during the seven-week election period, the Commission made a range of changes to voting services for these elections:

- A separate location for the southern election team – Division of Huon staff were based in Kingston to reduce the possibility of contamination across election staff and TEC staff.
- Postal vote applications mailed to all electors early in the nomination period – resulting in an increase to 46.9% electors voting by post.
- No mobile or interstate voting services being provided – as hospitals and nursing homes were considered key areas of vulnerability during the first year of the pandemic, with Public Health setting significant restrictions to visitations.
- Pre-poll voting hours extended – all pre-poll centres were open from 8:30am to 6:00pm for the full early voting period.
- Changed post polling day procedures – COVID-19 safety health measures required changes to processes including staggering the count of postal votes and completing other post polling day events over an extended period.
- Adapted election awareness campaign – the campaign included specific messages about the changed services, encouraging all electors to consider voting early and information about the COVID-19 safety measures put in place at all electoral locations.

These special arrangements assisted in ensuring the elections could be conducted in accordance with the *Electoral Act 2004* and also contributed to participation levels exceeding expectations, with Huon participation increasing by +0.39% and Rosevears participation increasing by +3.49%.

## The 2021 Legislative Council elections

In 2021, the periodic Legislative Council elections shared polling day with a State election for the first time in Tasmanian history. Unexpectedly, the participation rates for the Legislative Council divisions were around 9% lower than the House of Assembly divisions. The Commission undertook an analysis of participation rates at the 2021 Legislative Council elections, which was presented to the President of the Legislative Council prior to the end of the appeal period for these elections. A copy of the letter accompanying the report to the President of the Legislative Council has been included in Appendix F.

The full report is available at [www.tec.tas.gov.au/2021-LC-analysis](http://www.tec.tas.gov.au/2021-LC-analysis).

1. Due to the 1998 Legislative Council electoral boundaries redistribution which reduced the size of the upper house from 19 to 15 members

## The 2021 House of Assembly general election

On 26 March 2021, Her Excellency the Governor informed the Electoral Commissioner that, on the advice of the Premier, she had prorogued the Parliament and dissolved the House of Assembly to enable a general election to be held on Saturday 1 May 2021, the same polling day for the 2021 Legislative Council elections. These elections would see the first general election for the renamed division of Clark (formerly Denison), as new House of Assembly electoral boundaries came into effect following the 2018 State election.

## Election night tally room

Following consultation with Public Health, the State election tally room was able to go ahead with a range of COVID-safe measures in place, such as seating-only areas, sanitiser stations, checking-in with the 'Check in TAS' app, physical distancing when standing and capacity restrictions.

As has been the Tasmanian tradition, the leaders for the three parliamentary parties all made public speeches in the tally room during the evening. The tally room only presented House of Assembly election figures, with Legislative Council election figures provided on the TEC website.



## Conducting dual elections

By design, the processes and rules for Tasmanian upper and lower house elections differ considerably. This is not the case for any other Australian bicameral parliament – where joint elections are the norm.

The conduct of two sets of elections with syncopated election timetables brought the following additional electoral administrative consequences:

- **Different elector bases** – 394,432 electors were required to vote at the State election while only 53,960 electors were required to vote at the contested Legislative Council elections.
- **Overlapping electoral boundaries** – The Legislative Council divisions of Mersey and Windermere existed within the electoral boundaries of the House of Assembly divisions of Braddon and Bass respectively. However, the Legislative Council division of Derwent stretches across parts of the House of Assembly divisions of Lyons and Clark.
- **Returning officers conducting elections for different Houses** – Three of the five State election returning officers were also returning officers for the Legislative Council elections. Due to the electoral boundaries, the responsibility for ordinary voting in Derwent polling places had to be shared by the Clark and Lyons returning officers.
- **Different close of roll dates** – The rolls for the State election closed seven days after the rolls closed for the Legislative Council elections. During that week: 2,533 Tasmanian electors changed their enrolled address and a further 2,345 electors were either added to or removed from the State roll.
- **Two sets of certified lists** – Electors needing to vote at both sets of elections were required to be marked off two certified lists.
- **Impact on polling place training** – The model developed to enable some electors to vote twice, required new resources and specialised training.
- **Impact on election awareness campaigning** – To ensure that electors could recognise both elections, the TEC ran two separate advertising campaigns.

The associated complexities that arose from the unpredicted and unprecedented shared polling day meant these elections were conducted on the thinnest of margins across various resourcing and operational areas. With the precedent set, the TEC must now plan for the possibility of a shared polling day in May 2024 or May 2025. The TEC will therefore look to change its polling place modelling and preparation timetable which will require a significant increase to election critical infrastructure to be better prepared for this possibility.

## House of Assembly recounts

The following House of Assembly recounts were conducted during the period of this report:

25 February 2019	Joan Rylah was elected to replace Adam Brooks (Braddon)
12 March 2019	John Tucker was elected to replace Rene Hidding (Lyons)
10 September 2019	Madeleine Ogilvie was elected to replace Scott Bacon (Clark)
5 February 2020	Nic Street was elected to replace Will Hodgman (Franklin)
17 August 2020	Felix Ellis was elected to replace Joan Rylah (Braddon), and
2-3 May 2021	Felix Ellis was elected to replace Adam Brooks (Braddon)

The electoral events conducted during 2019-2021 required great agility and tenacity from TEC permanent staff and election casuals. Without their commitment to the Tasmanian people and Tasmanian democracy, these extraordinary events could not have been successfully conducted.



Mike Blake  
CHAIRPERSON



Andrew Hawkey  
ELECTORAL  
COMMISSIONER



Karen Frost  
MEMBER

16 June 2022

## Report available in electronic form

The tables contained in this report are available in Microsoft Excel format on request.  
This report can also be downloaded in PDF format from the Tasmanian Electoral Commission website  
[www.tec.tas.gov.au](http://www.tec.tas.gov.au)

## Relevant legislation

*Electoral Act 2004* and regulations

*Constitution Act 1934*

*Legislative Council Electoral Boundaries Act 1995*

Copies of the legislation can be found on the internet at [www.legislation.tas.gov.au](http://www.legislation.tas.gov.au)

## Previous reports

*Report on Parliamentary Elections 2015 to 2018*

*Report on Parliamentary Elections 2011 to 2014*

*Report on Parliamentary Elections 2007 to 2010*

*Report on Parliamentary Elections 2003 to 2006*

*Report on Parliamentary Elections 1999 to 2002*

*Report on Parliamentary Elections 1998*

*Report on Parliamentary Elections 1995 to 1997*

*Report on Parliamentary Elections 1990 to 1994*

These and earlier reports are also available for download in PDF format from the  
Tasmanian Electoral Commission website [www.tec.tas.gov.au](http://www.tec.tas.gov.au)

# Contents

## Legislative Council elections

Enrolment	3
Periodic cycle	4
Election summary	5
2019–2021 election results	6

## House of Assembly elections

Members of the fiftieth Parliament	23
Hare-Clark electoral system	24
2021 General election statistics	27
First preferences by polling place	
Bass	34
Braddon	40
Clark	46
Franklin	50
Lyons	55
Event scrutiny sheets by division	65
Casual vacancies filled by recount	75

## Appendices

A – Informal ballot paper surveys	85
B – History tables	99
C – Candidate Details	107
D – Polling Place Details	115
E – Commission letter to the President of the Legislative Council – Commission resolution not to conduct periodic Legislative Council elections in May 2020	131
F – Commission letter to the President of the Legislative Council – Letter accompanying the TEC's <i>Analysis of participation rates at the the 2021 Legislative Council elections</i>	135



# Legislative Council elections 2019 – 2021

## Legislative Council divisional enrolment

The following tables show enrolment as at 30 April for each year. For the enrolment figure as at the close of roll for divisions requiring elections during the 2019–2021 reporting period, please see election results.

Division	30 April 2019	30 April 2020	30 April 2021
Derwent	25 990	26 211	26 817
Elwick	24 196	23 997	24 083
Hobart	24 010	23 832	24 520
Huon	25 705	25 748	26 385
Launceston	24 635	24 680	25 284
McIntyre	28 168	28 287	29 084
Mersey	27 842	28 064	28 803
Montgomery	28 036	27 923	28 576
Murchison	27 133	27 237	27 913
Nelson	24 179	23 847	24 415
Pembroke	23 115	22 822	23 085
Prosser	24 157	24 664	25 618
Rosevears	27 051	27 275	27 642
Rumney	25 091	25 423	26 288
Windermere	26 843	27 083	27 514
<b>Total</b>	<b>386 151</b>	<b>387 093</b>	<b>396 027</b>

## Periodic cycle of Legislative Council elections

Division	Current member	Next periodic election
McIntyre	Hon TV Rattray	2022
Elwick	Hon JB Willie	2022
Launceston	Hon RL Armitage	2023
Murchison	Hon RJ Forrest	2023
Rumney	Hon SE Lovell	2023
Hobart	Hon RHF Valentine	2024
Prosser	Hon J Howlett	2024
Montgomery	Hon LA Hiscutt	2025
Nelson	Hon MT Webb	2025
Pembroke	Hon JC Siejka	2025
Huon	Dr Hon BM Seidel	2026
Rosevears	Hon JL Palmer	2026
Derwent	Hon CM Farrell	2027
Mersey	Hon MV Gaffney	2027
Windermere	Hon NJH Duigan	2027

## Election summary

2019			
Issue of writs	1 April	Close of nominations	11 April
Polling day	4 May	Return of writs	7 May (Montgomery and Pembroke), 16 May (Nelson)
Division	Retiring member	Elected candidate	
Montgomery	LA Hiscutt	LA Hiscutt	
Nelson	JS Wilkinson	MT Webb	
Pembroke	JC Siejka	JC Siejka	
2020			
Issue of writs	22 June	Close of nominations	2 July
Polling day	1 August	Return of writs	12 August
Division	Retiring member	Elected candidate	
Huon	RH Armstrong	BM Seidel	
Rosevears	K Finch	JL Palmer	
2021			
Issue of writs	22 March	Close of nominations	31 March
Polling day	1 May	Return of writs	2 May (Mersey), 8 May (Derwent), 14 May (Windermere)
Division	Retiring member	Elected candidate	
Derwent	CM Farrell	CM Farrell	
Mersey	MV Gaffney	MV Gaffney (unopposed)	
Windermere	IN Dean	NJH Duigan	



## Division of MONTGOMERY

Election summary	Election held on 4 May 2019	
Retiring member — The Honourable Leonie A Hiscutt	Electors enrolled	27 913
Returning officer — Maree Stones	Electors who voted	23 520 (84.26%)
Elected member to serve for a six year term until May 2025	Informal votes	889 (3.78%)

### First preference votes and informal ballot papers by polling place

Polling place	Independent	Liberal Party	Shooters, Fishers, Farmers TAS	Australian Labor Party	Total formal votes	Informal	Total ballot papers counted
	FULLER Cheryl	HISCUTT Leonie	JONES Brenton	RIPPON Michelle			
Abbotsham	33	66	11	15	125	6	131
Acton	162	375	137	411	1 085	52	1 137
Agfest	100	361	107	110	678	23	701
Claude Road	64	98	43	74	279	19	298
Forth	133	253	71	94	551	15	566
Gawler	68	177	52	79	376	20	396
Havenview	77	156	56	151	440	22	462
Heybridge	46	117	13	47	223	22	245
Highclere	16	61	24	30	131	12	143
Lower Barrington	84	310	95	145	634	30	664
Natone	21	49	22	23	115	13	128
North Motton	50	114	45	51	260	6	266
Penguin	470	825	143	338	1 776	76	1 852
Preston	24	37	25	16	102	6	108
Riana	30	86	20	24	160	5	165
Ridgley	69	222	81	136	508	19	527
Romaine	175	510	162	452	1 299	42	1 341
Sheffield	129	356	102	235	822	30	852
South Riana	43	48	31	15	137	7	144
Sprent	37	75	25	28	165	10	175
Stowport	29	107	26	60	222	13	235
Sulphur Creek	129	273	48	104	554	31	585
Turners Beach	179	424	86	205	894	30	924
Ulverstone Central	219	475	76	246	1 016	32	1 048
Ulverstone East	130	319	55	162	666	32	698
Ulverstone South	375	700	190	442	1 707	77	1 784
West Ulverstone	278	506	129	359	1 272	62	1 334
Wilmot	38	67	32	53	190	11	201
Wivenhoe	67	164	43	95	369	22	391
Mobile	47	114	15	44	220	7	227
<b>Total ordinary</b>	<b>3 322</b>	<b>7 445</b>	<b>1 965</b>	<b>4 244</b>	<b>16 976</b>	<b>752</b>	<b>17 728</b>
Pre-poll	892	2 113	371	1 167	4 543	113	4 656
Postal	184	445	95	275	999	21	1 020
Provisional	5	12	5	7	29	1	30
Out of division	13	32	10	29	84	2	86
<b>Totals</b>	<b>4 416</b>	<b>10 047</b>	<b>2 446</b>	<b>5 722</b>	<b>22 631</b>	<b>889</b>	<b>23 520</b>
% Formal vote	19.51%	44.39%	10.81%	25.28%		3.78%	informal

### Distribution of preferences

		Independent	Liberal Party	Shooters, Fishers, Farmers TAS	Australian Labor Party	Formal votes	Absolute majority	Remarks
		FULLER Cheryl	HISCUTT Leonie	JONES Brenton	RIPPON Michelle			
Count 1	Total votes	4 416	10 047	2 446	5 722	22 631	11 316	First preferences
Count 2	Votes transferred	1 206	741	-2 446	499			JONES excluded
	Total votes	5 622	10 788	0	6 221	22 631	11 316	
Count 3	Votes transferred	-5 622	2 829		2 793			FULLER excluded
	<b>Total votes</b>	<b>0</b>	<b>13 617</b>		<b>9 014</b>	<b>22 631</b>	<b>11 316</b>	<b>HISCUTT elected</b>
			60.17%		39.83%			

## Division of NELSON

### Election summary

Election held on 4 May 2019

Retiring member – The Honourable James S (Jim) Wilkinson  
 Returning officer – Justin Meeker  
 Elected member to serve for a six year term until May 2025

Electors enrolled 24 086  
 Electors who voted 19 826 (82.31%)  
 Informal votes 547 (2.76%)

### First preference votes and informal ballot papers by polling place

Polling place	BAYLEY Vica	Independent Shooters, Fishers, Farmers TAS	BENNETT Lorraine	Tasmanian Greens	BREWSTER Deborah	Independent BROWNLESS Blair	Independent FARMER John (Polly)	Independent GRIGGS Richard	Independent MANNING Robert	Independent OGILVIE Madeleine	Liberal Party STREET Nic	Independent WEBB Meg	Total formal votes	Informal	Total ballot papers counted
Agfest	21		10		12	9	1	7	1	16	43	14	134	5	139
Blackmans Bay	108		32		120	66	55	50	15	136	189	165	936	30	966
Dynnyrne	214		15		158	43	72	72	51	122	156	125	1028	24	1052
Kingston	277		68		288	184	167	111	61	331	522	314	2323	80	2403
Kingston Beach	286		31		213	109	94	65	27	189	423	241	1678	62	1740
Lower Sandy Bay	238		13		163	93	101	112	100	208	480	193	1701	43	1744
Maranoa Heights	116		54		123	106	83	53	39	198	325	218	1315	74	1389
Mount Nelson	235		12		128	32	78	51	35	167	173	181	1092	25	1117
Sandy Bay	122		3		109	46	51	30	25	74	131	67	658	15	673
Sandy Bay Beach	87		2		29	39	40	28	36	83	178	63	585	10	595
Taroona	464		13		169	48	75	68	38	126	159	294	1454	22	1476
Waimea Heights	121		12		75	63	62	67	42	92	237	106	877	13	890
Mobile	17		7		12	13	15	10	14	24	65	10	187	16	203
<b>Total ordinary</b>	<b>2 306</b>		<b>272</b>		<b>1 599</b>	<b>851</b>	<b>894</b>	<b>724</b>	<b>484</b>	<b>1 766</b>	<b>3 081</b>	<b>1 991</b>	<b>13 968</b>	<b>419</b>	<b>14 387</b>
Pre-poll	577		82		405	306	207	183	136	493	1 107	541	4 037	98	4 135
Postal	147		26		110	55	54	45	41	132	336	110	1 056	21	1 077
Provisional	11		1		3	0	2	1	2	8	8	10	46	2	48
Out of division	28		13		30	11	11	7	6	21	35	10	172	7	179
<b>Totals</b>	<b>3 069</b>		<b>394</b>		<b>2 147</b>	<b>1 223</b>	<b>1 168</b>	<b>960</b>	<b>669</b>	<b>2 420</b>	<b>4 567</b>	<b>2 662</b>	<b>19 279</b>	<b>547</b>	<b>19 826</b>
% Formal vote	15.92%		2.04%		11.14%	6.34%	6.06%	4.98%	3.47%	12.55%	23.69%	13.81%		2.76%	informal

### Distribution of preferences

Count	Total votes	BAYLEY Vica	Independent Shooters, Fishers, Farmers TAS	BENNETT Lorraine	Tasmanian Greens	BREWSTER Deborah	Independent BROWNLESS Blair	Independent FARMER John (Polly)	Independent GRIGGS Richard	Independent MANNING Robert	Independent OGILVIE Madeleine	Independent STREET Nic	Independent WEBB Meg	Exhausted votes	Formal votes	Absolute majority	Remarks
Count 1	Total votes	3 069		394		2 147	1 223	1 168	960	669	2 420	4 567	2 662		19 279	9 640	First preferences
Count 2	Votes transferred	19		-394		35	34	64	29	24	53	97	39				BENNETT excluded
	Total votes	3 088		0		2 182	1 257	1 232	989	693	2 473	4 664	2 701		19 279	9 640	
Count 3	Votes transferred	63				36	96	97	85	-693	98	132	86				MANNING excluded
	Total votes	3 151				2 218	1 353	1 329	1 074	0	2 571	4 796	2 787		19 279	9 640	
Count 4	Votes transferred	216				102	101	122	-1 074		201	131	198	3			GRIGGS excluded
	Total votes	3 367				2 320	1 454	1 451	0		2 772	4 927	2 985	3	19 279	9 639	
Count 5	Votes transferred	254				117	273	-1 451			253	189	332	33			FARMER excluded
	Total votes	3 621				2 437	1 727	0			3 025	5 116	3 317	36	19 279	9 622	
Count 6	Votes transferred	197				96	-1 727				464	514	376	80			BROWNLESS excluded
	Total votes	3 818				2 533	0				3 489	5 630	3 693	116	19 279	9 582	
Count 7	Votes transferred	826				-2 533					666	193	752	96			BREWSTER excluded
	Total votes	4 644				0					4 155	5 823	4 445	212	19 279	9 534	
Count 8	Votes transferred	1 044									-4 155	824	1 881	406			OGILVIE excluded
	Total votes	5 688									0	6 647	6 326	618	19 279	9 331	
Count 9	Votes transferred	-5 688										673	4 322	693			BAYLEY excluded
	Total votes	0										7 320	10 648	1 311	19 279	8 985	WEBB elected
												40.74%	59.26%				

## Division of PEMBROKE

Election summary	Election held on 4 May 2019	
Retiring member — The Honourable Joanna C (Jo) Siejka	Electors enrolled	22 980
Returning officer — Sarah Mathews	Electors who voted	19 583 (85.22%)
Elected member to serve for a six year term until May 2025	Informal votes	632 (3.23%)

### First preference votes and informal ballot papers by polling place

Polling place	CORNISH Ronald	Independent Shooters, Fishers, Farmers TAS	DI FALCO Carlo	LIBERAL PARTY Liberal Party	Independent MULDER Tony	SIEJKA Jo	Australian Labor Party	Total formal votes	Informal	Total ballot papers counted
Agfest	6		7	39	19	53		124	9	133
Bellerive	97		52	373	259	682		1 463	41	1 504
Clarence	97		48	311	264	708		1 428	61	1 489
Geilston Bay	75		48	264	224	626		1 237	35	1 272
Howrah	126		54	424	361	749		1 714	66	1 780
Lindisfarne	103		43	307	219	576		1 248	38	1 286
Lindisfarne Village	140		44	395	297	670		1 546	56	1 602
Montagu Bay	80		33	243	174	491		1 021	31	1 052
Mornington	24		35	102	54	258		473	27	500
Tranmere	137		49	624	471	782		2 063	69	2 132
Warrane	87		107	288	240	915		1 637	82	1 719
Mobile	47		6	129	69	87		338	12	350
<b>Total ordinary</b>	<b>1 019</b>		<b>526</b>	<b>3 499</b>	<b>2 651</b>	<b>6 597</b>		<b>14 292</b>	<b>527</b>	<b>14 819</b>
Pre-poll	277		108	940	596	1 425		3 346	82	3 428
Postal	85		49	307	214	457		1 112	17	1 129
Provisional	6		3	15	7	31		62	0	62
Out of division	9		10	32	24	64		139	6	145
<b>Totals</b>	<b>1 396</b>		<b>696</b>	<b>4 793</b>	<b>3 492</b>	<b>8 574</b>		<b>18 951</b>	<b>632</b>	<b>19 583</b>
% Formal vote	7.37%		3.67%	25.29%	18.43%	45.24%			3.23%	informal

### Distribution of preferences

Count	Description	CORNISH Ronald	Independent Shooters, Fishers, Farmers TAS	DI FALCO Carlo	LIBERAL PARTY Liberal Party	Independent MULDER Tony	SIEJKA Jo	Australian Labor Party	Exhausted votes	Formal votes	Absolute majority	Remarks
Count 1	Total votes	1 396		696	4 793	3 492	8 574			18 951	9 476	First preferences
Count 2	Votes transferred	188		- 696	155	194	159					DI FALCO excluded
Count 3	Total votes	1 584		0	4 948	3 686	8 733			18 951	9 476	
Count 3	Votes transferred	-1 584			482	762	340					CORNISH excluded
Count 4	Total votes	0			5 430	4 448	9 073			18 951	9 476	
Count 4	Votes transferred				2 351	-4 448	1 965		132			MULDER excluded
	<b>Total votes</b>				<b>7 781</b>	<b>0</b>	<b>11 038</b>		<b>132</b>	<b>18 951</b>	<b>9 410</b>	<b>SIEJKA elected</b>
					41.35%		58.65%					

## Division of HUON

Election summary		Election held on 1 August 2020	
Retiring member — The Honourable Robert H Armstrong		Electors enrolled	26 048
Returning officer — Lissa Villeneuve		Electors who voted	22 287 (85.56%)
Elected member to serve for a six year term until May 2026		Informal votes	571 (2.56%)

### First preference votes and informal ballot papers by polling place

Polling place	Independent	Independent	Shooters, Fishers, Farmers TAS	Tasmanian Greens	Independent	Australian Labor Party	Total formal votes	Informal	Total ballot papers counted
	ARMSTRONG Debbie Louise	ARMSTRONG Robert	CAMERON Garrick	CARUANA Pat	HARRISS Dean	SEIDEL Bastian			
Adventure Bay	11	12	5	26	11	49	114	3	117
Alonnah	4	16	10	25	23	78	156	9	165
Blackmans Bay	96	210	70	302	266	483	1 427	53	1 480
Cygnat	101	202	71	281	105	284	1 044	31	1 075
Dover	38	95	37	42	52	98	362	18	380
Franklin	28	67	26	49	65	143	378	11	389
Geeveston	53	118	77	56	84	139	527	26	553
Glen Huon	11	31	9	13	36	48	148	3	151
Huonville	62	101	92	94	151	249	749	36	785
Judbury	15	19	19	26	18	47	144	6	150
Kettering	28	49	39	95	54	74	339	25	364
Margate	118	220	135	300	271	397	1 441	55	1 496
Middleton	19	36	19	45	32	39	190	8	198
Mountain River	24	47	34	56	52	133	346	8	354
Ranelagh	41	76	54	57	117	215	560	19	579
Sandfly	45	103	69	171	86	139	613	26	639
Snug	60	118	83	153	135	199	748	29	777
Southport	11	18	11	17	15	21	93	7	100
Woodbridge	16	41	17	112	34	72	292	13	305
<b>Total ordinary</b>	<b>781</b>	<b>1 579</b>	<b>877</b>	<b>1 920</b>	<b>1 607</b>	<b>2 907</b>	<b>9 671</b>	<b>386</b>	<b>10 057</b>
Pre-poll	136	337	128	272	275	595	1 743	44	1 787
Postal	862	2 139	740	1 603	1 614	3 272	10 230	136	10 366
Provisional	4	11	6	7	8	16	52	4	56
Out of division	1	5	1	6	2	5	20	1	21
<b>Totals</b>	<b>1 784</b>	<b>4 071</b>	<b>1 752</b>	<b>3 808</b>	<b>3 506</b>	<b>6 795</b>	<b>21 716</b>	<b>571</b>	<b>22 287</b>
% Formal vote	8.22%	18.75%	8.07%	17.54%	16.14%	31.29%		2.56%	informal

**Note:** Mobile polling was not conducted due to the pandemic.

### Distribution of preferences

		Independent	Independent	Shooters, Fishers, Farmers TAS	Tasmanian Greens	Independent	Australian Labor Party	Exhausted votes	Formal votes	Absolute majority	Remarks
		ARMSTRONG Debbie Louise	ARMSTRONG Robert	CAMERON Garrick	CARUANA Pat	HARRISS Dean	SEIDEL Bastian				
Count 1	Total votes	1 784	4 071	1 752	3 808	3 506	6 795		21 716	10 859	First preferences
Count 2	Votes transferred	299	422	-1 752	126	520	385				CAMERON excluded
	Total votes	2 083	4 493	0	3 934	4 026	7 180		21 716	10 859	
Count 3	Votes transferred	-2 083	827		232	671	353				ARMSTRONG excluded
	Total votes	0	5 320		4 166	4 697	7 533		21 716	10 859	
Count 4	Votes transferred		434		-4 166	814	2 885	33			CARUANA excluded
	Total votes		5 754		0	5 511	10 418	33	21 716	10 842	
Count 5	Votes transferred		3 398			-5 511	1 866	247			HARRISS excluded
	<b>Total votes</b>		<b>9 152</b>			<b>0</b>	<b>12 284</b>	<b>280</b>	<b>21 716</b>	<b>10 719</b>	<b>SEIDEL elected</b>
			42.69%				57.31%				

## Division of ROSEVEARS

Election summary	Election held on 1 August 2020	
Retiring member – The Honourable Kerry Finch	Electors enrolled	27 503
Returning officer – Sarah Mathews	Electors who voted	23 326 (84.81%)
Elected member to serve for a six year term until May 2026	Informal votes	462 (1.98%)

### First preference votes and informal ballot papers by polling place

Polling place	Tasmanian Greens						Total formal votes	Informal	Total ballot papers counted
	DAVENPORT Jack	FINLAY Janie	FRY David	GALE Vivienne	GREENE Jess	PALMER Jo			
Beaconsfield	31	157	40	8	61	199	496	36	532
Beauty Point	11	129	33	5	22	106	306	11	317
Exeter	45	190	65	22	59	256	637	28	665
Gravelly Beach	36	117	37	13	39	113	355	6	361
Kelso	4	63	4	4	6	46	127	2	129
Legana	69	417	132	38	120	713	1 489	37	1 526
Prospect	19	74	19	5	28	106	251	8	259
Riverside	74	291	109	24	104	494	1 096	25	1 121
Riverside West	70	251	112	31	78	399	941	29	970
Sidmouth	10	85	19	23	9	113	259	8	267
Summerhill	68	408	100	28	149	652	1 405	51	1 456
Trevallyn	153	321	60	32	63	297	926	18	944
West Launceston	202	369	97	44	102	381	1 195	33	1 228
<b>Total ordinary</b>	<b>792</b>	<b>2 872</b>	<b>827</b>	<b>277</b>	<b>840</b>	<b>3 875</b>	<b>9 483</b>	<b>292</b>	<b>9 775</b>
Pre-poll	187	877	232	89	227	1 085	2 697	61	2 758
Postal	731	3 146	846	395	999	4 506	10 623	109	10 732
Provisional	1	18	1	0	9	18	47	0	47
Out of division	2	2	1	0	1	8	14	0	14
<b>Totals</b>	<b>1 713</b>	<b>6 915</b>	<b>1 907</b>	<b>761</b>	<b>2 076</b>	<b>9 492</b>	<b>22 864</b>	<b>462</b>	<b>23 326</b>
% Formal vote	7.49%	30.24%	8.34%	3.33%	9.08%	41.52%		1.98%	informal

**Note:** Mobile polling was not conducted due to the pandemic.

### Distribution of preferences

Count	Total votes	Tasmanian Greens						Exhausted votes	Formal votes	Absolute majority	Remarks
		DAVENPORT Jack	FINLAY Janie	FRY David	GALE Vivienne	GREENE Jess	PALMER Jo				
Count 1	Total votes	1 713	6 915	1 907	761	2 076	9 492		22 864	11 433	First preferences
Count 2	Votes transferred	81	302	171	-761	95	112				GALE excluded
	Total votes	1 794	7 217	2 078	0	2 171	9 604		22 864	11 433	
Count 3	Votes transferred	-1 794	631	240		784	139				DAVENPORT excluded
	Total votes	0	7 848	2 318		2 955	9 743		22 864	11 433	
Count 4	Votes transferred		1 014	-2 318		324	954	26			FRY excluded
	Total votes		8 862	0		3 279	10 697	26	22 864	11 420	
Count 5	Votes transferred		2 370			-3 279	795	114			GREENE excluded
	<b>Total votes</b>		<b>11 232</b>			<b>0</b>	<b>11 492</b>	<b>140</b>	<b>22 864</b>	<b>11 363</b>	<b>PALMER elected</b>
			49.43%				50.57%				

## Division of DERWENT

Election summary	Election held on 1 May 2021	
Retiring member – The Honourable Craig M Farrell	Electors enrolled	26 618
Returning officer – Sally-Ann Isles	Electors who voted	21 730 (81.64%)
Elected member to serve for a six year term until May 2027	Informal votes	1 217 (5.60%)

### First preference votes and informal ballot papers by polling place

Polling place	Animal Justice Party	Australian Labor Party	Liberal Party	Total formal votes	Informal	Total ballot papers counted
	DAVIS Ivan	FARRELL Craig	SHAW Ben			
Austins Ferry	138	548	683	1 369	71	1 440
Bothwell	24	87	170	281	16	297
Bridgewater	149	681	480	1 310	128	1 438
Chigwell	89	353	277	719	64	783
Claremont	186	810	677	1 673	106	1 779
Dromedary	36	108	159	303	15	318
Gagebrook	114	442	232	788	83	871
Glenora	13	130	126	269	12	281
Granton	66	276	346	688	51	739
Lachlan	44	226	124	394	24	418
Magra	15	240	192	447	18	465
Miena	12	37	64	113	4	117
Molesworth	18	158	112	288	13	301
New Norfolk	145	808	485	1 438	78	1 516
New Norfolk North	54	466	385	905	68	973
Ouse	23	103	134	260	26	286
Roseneath	99	373	279	751	40	791
Westerway	50	151	134	335	25	360
Windermere	140	525	436	1 101	51	1 152
<b>Total ordinary</b>	<b>1 415</b>	<b>6 522</b>	<b>5 495</b>	<b>13 432</b>	<b>893</b>	<b>14 325</b>
Mobile	37	113	104	254	8	262
Pre-poll	336	2 152	1 653	4 141	234	4 375
Postal	160	833	712	1 705	29	1 734
Provisional	6	29	32	67	4	71
Out of division (Pre-poll + Polling day)	105	420	389	914	49	963
<b>Totals</b>	<b>2 059</b>	<b>10 069</b>	<b>8 385</b>	<b>20 513</b>	<b>1 217</b>	<b>21 730</b>
% Formal vote	10.04%	49.09%	40.88%		5.60%	informal

### Distribution of preferences

Count	Description	Animal Justice Party	Australian Labor Party	Liberal Party	Formal votes	Absolute majority	Remarks
		DAVIS Ivan	FARRELL Craig	SHAW Ben			
Count 1	Total votes	2 059	10 069	8 385	20 513	10 257	First preferences
Count 2	Votes transferred	-2 059	1 346	713			DAVIS excluded
	<b>Total votes</b>	<b>0</b>	<b>11 415</b>	<b>9 098</b>	<b>20 513</b>	<b>10 257</b>	<b>FARRELL elected</b>
			55.65%	44.35%			

## Division of MERSEY

Election summary	Election held on 1 May 2021	
Retiring member – The Honourable Michael V Gaffney	Electors enrolled	28 627
Returning Officer – Michael Leyden		
Elected member to serve for a six year term until May 2027		
1 candidate (no ballot required)		
<b>GAFFNEY, Michael (Independent) elected unopposed</b>		

## Division of WINDERMERE

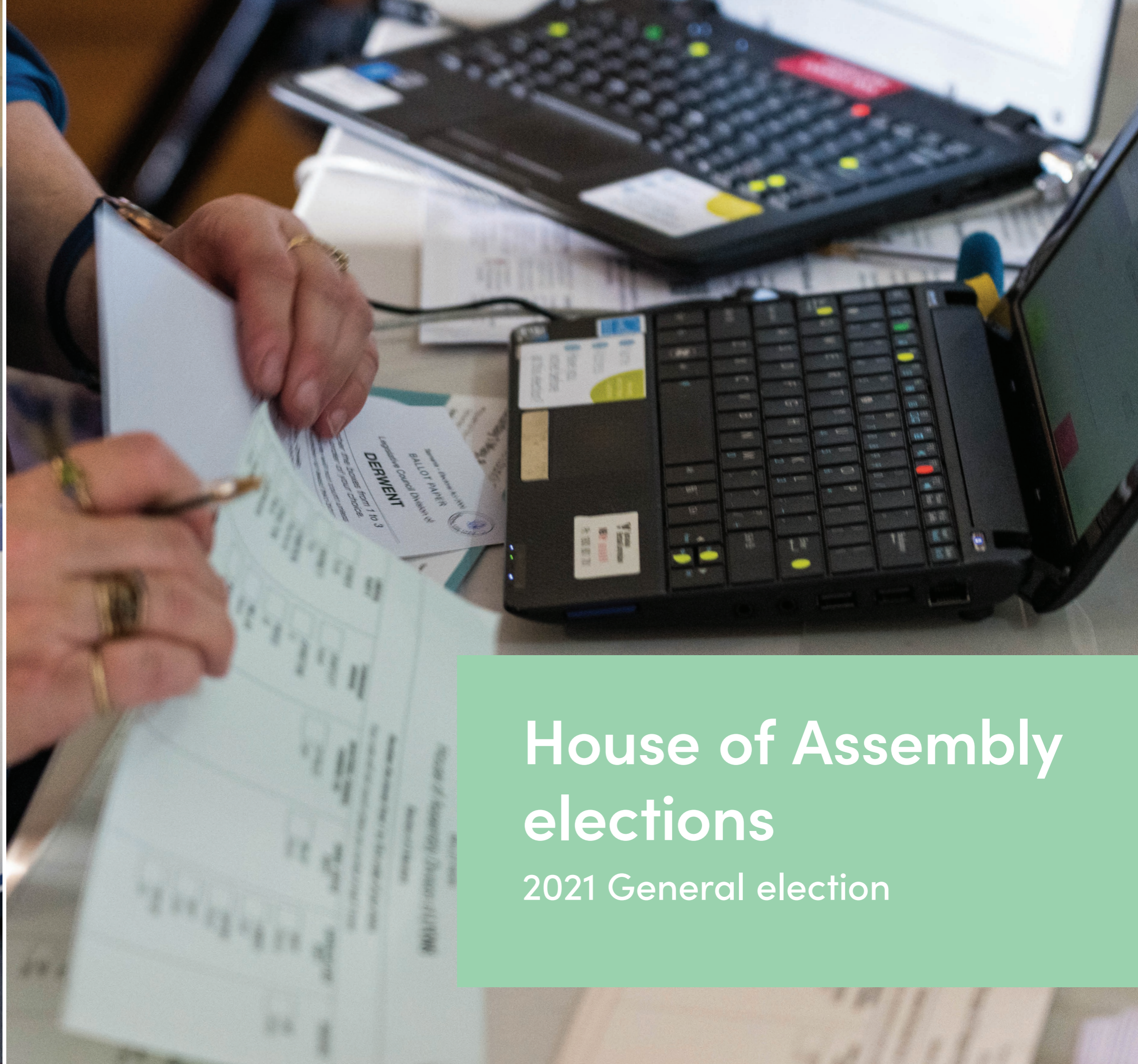
Election summary	Election held on 1 May 2021	
Retiring member – The Honourable Ivan N Dean	Electors enrolled	27 342
Returning officer – Jenny Hart	Electors who voted	22 360 (81.78%)
Elected member to serve for a six year term until May 2027	Informal votes	1 084 (4.85%)

### First preference votes and informal ballot papers by polling place

Polling place	Liberal Party					Total formal votes	Informal	Total ballot papers counted
	DUIGAN Nick	GALE Vivienne	LYONS Geoff	SMITH Will	SOWARD Rob			
Dilston	294	25	99	215	68	701	34	735
George Town	360	54	345	248	67	1 074	80	1 154
George Town South	185	15	165	148	40	553	38	591
Hillwood	200	19	82	84	38	423	28	451
Inveresk	323	59	342	281	135	1 140	69	1 209
Invermay	389	45	273	263	95	1 065	46	1 111
Karoola	172	18	64	72	27	353	15	368
Lebrina	79	5	24	40	15	163	3	166
Lilydale	281	36	142	144	52	655	24	679
Mowbray	312	46	290	203	88	939	69	1 008
Newnham	741	75	675	420	202	2 113	155	2 268
Nunamara	112	13	51	58	48	282	25	307
Pipers River	127	10	37	40	17	231	18	249
Ravenswood	479	51	533	258	174	1 495	106	1 601
Rocherlea	294	28	299	224	73	918	59	977
St Leonards	659	39	228	288	187	1 401	46	1 447
Waverley	367	42	262	178	167	1 016	63	1 079
Weymouth	54	2	14	24	18	112	4	116
<b>Total ordinary</b>	<b>5 428</b>	<b>582</b>	<b>3 925</b>	<b>3 188</b>	<b>1 511</b>	<b>14 634</b>	<b>882</b>	<b>15 516</b>
Mobile	91	14	79	30	24	238	19	257
Pre-poll	1 722	172	1 084	925	345	4 248	161	4 409
Postal	761	112	623	354	183	2 033	18	2 051
Provisional	37	8	22	17	6	90	2	92
Out of division	9	2	13	7	2	33	2	35
<b>Totals</b>	<b>8 048</b>	<b>890</b>	<b>5 746</b>	<b>4 521</b>	<b>2 071</b>	<b>21 276</b>	<b>1 084</b>	<b>22 360</b>
% Formal vote	37.83%	4.18%	27.01%	21.25%	9.73%		4.85%	informal

### Distribution of preferences

Count	Description	Liberal Party					Exhausted votes	Formal votes	Absolute majority	Remarks
		DUIGAN Nick	GALE Vivienne	LYONS Geoff	SMITH Will	SOWARD Rob				
Count 1	Total votes	8 048	890	5 746	4 521	2 071	21 276	10 639	First preferences	
Count 2	Votes transferred	101	- 890	152	395	242			GALE excluded	
	Total votes	8 149	0	5 898	4 916	2 313	21 276	10 639		
Count 3	Votes transferred	565		547	1 201	-2 313			SOWARD excluded	
	Total votes	8 714		6 445	6 117	0	21 276	10 639		
Count 4	Votes transferred	2 686		3 213	-6 117		218		SMITH excluded	
	<b>Total votes</b>	<b>11 400</b>		<b>9 658</b>	<b>0</b>		<b>218</b>	<b>10 530</b>	<b>DUIGAN elected</b>	
		<b>54.14%</b>		<b>45.86%</b>						



# House of Assembly elections

2021 General election



## House of Assembly 2021 General Election

### Election timetable

Issue of writs and close of electoral rolls	6pm Tuesday 30 March 2021
Close of nominations	12 noon Wednesday 7 April 2021
Announcement of nominations	12 noon Thursday 8 April 2021
Pre-poll voting commenced	8:30am Monday 12 April 2021
Postal vote applications closed	4pm Friday 23 April 2021
Polling day	8am – 6pm Saturday 1 May 2021
Return of the writs	Friday 14 May 2021

### Returning officers

Division of Bass	Jenny Hart
Division of Braddon	Michael Leyden
Division of Clark	Greg Winton
Division of Franklin	Graeme Ingram
Division of Lyons	Sally-Ann Isles

## Members of the Fiftieth Parliament (2021)

### Division of Bass

Liberal Party	Hon. Sarah Courtney
	Hon. Michael Darrel Joseph Ferguson
	Hon. Peter Carl Gutwein
Australian Labor Party	Michelle Anne O'Byrne
	Janie Finlay

### Division of Braddon

Liberal Party	Adam Richard Brooks
	Hon. Roger Charles Jaensch
	Hon. Jeremy Page Rockliff
Australian Labor Party	Dr Shane Thomas Broad
	Anita Joy Dow

### Division of Clark

Liberal Party	Hon. Elise Nicole Archer
	Madeleine Ruth Ogilvie
Australian Labor Party	Eloise Rafia (Ella) Haddad
Tasmanian Greens	Cassandra Stanwell (Cassy) O'Connor
Independent	Kristie Joy Johnston

### Division of Franklin

Liberal Party	Hon. Jacqueline Anne (Jacquie) Petrusma
	Nicholas Adam (Nic) Street
Australian Labor Party	David James O'Byrne
	Dean Winter
Tasmanian Greens	Dr Rosalie Woodruff

### Division of Lyons

Liberal Party	Hon. Guy Barnett
	Hon. Mark David Shelton
	John Ewart Tucker
Australian Labor Party	Jenna (Jen) Butler
	Hon. Rebecca White

## Tasmania's Hare-Clark System

The Hare-Clark counting system is used in Tasmania to elect five Members to each division of the Tasmanian House of Assembly.

Hare-Clark is a Single Transferable Vote (STV) method of proportional representation. STV means that a ballot paper moves between candidates as determined by the elector's marked preferences. The Australian Senate also uses a proportional representation counting system, although their counting system has some significant differences to Hare-Clark.

Hare-Clark enables parties, groups and independents to be elected to the House of Assembly in proportion to their support in the division. In other words, compared to other counting systems, the composition of the House more closely reflects the proportion of primary votes for each party on a state-wide basis.

While the term Hare-Clark was originally given to just the process of counting votes, more recently it has taken on a broader meaning to also include a specific ballot paper configuration and rotation of candidate names (Robson Rotation).

### Background and features

#### Where does the name Hare-Clark come from?

Thomas Hare was an Englishman who, in 1856, proposed the idea of a proportional representation election system which was further developed and became known as the Hare system. Andrew Inglis Clark, Tasmania's Attorney-General from 1887-92 and 1894-97, proposed a modified version of the Hare system which became Tasmanian law in 1896. This is now known as the Hare-Clark electoral system and it has been used statewide since 1907.

#### The ballot paper configuration for House of Assembly elections

The ballot paper displays multiple columns of candidate names. Each registered political party can nominate candidates to appear in a single column under the party name. A group of other candidates can nominate to run together in a column however without a column title.

The order of these columns across the ballot paper is determined by a draw. All ungrouped candidates are listed in the final column.

Under Hare-Clark, electors must mark preferences for individual candidates unlike the Australian Senate ballot papers which include above-the-line voting where electors can choose a specific party or other column of candidates.

#### Robson Rotation

Robson rotation is a process of rotating candidate names within each column so that the advantage of appearing at the top of the column or directly below another popular candidate are shared equally between candidates. Neil Robson, a former member of the House of Assembly, introduced the process to the Tasmanian Parliament in 1979.

### The counting process

#### How do you cast a formal vote?

To be counted as a vote a ballot paper must have at least the numbers 1, 2, 3, 4, and 5 with no repetitions or omissions. Ballot papers with ticks or crosses, instead of numbers, cannot be counted.

#### How is a candidate elected?

A candidate is elected when his/her total number of votes equals or exceeds the quota. The quota is the lowest number of votes a candidate needs to be certain of being elected. For House of Assembly elections, which elect five members to each division, the quota is calculated as one vote more than a sixth of the total formal votes. For example, if total formal votes were 600, the quota would be 101 (1/6 of total + 1 vote). When the five elected candidates each reach the quota (505 votes in total) only 95 votes remain for the next highest candidate. If the quota had been 100 (only 1/6 of total) then the top six candidates could all reach this quota.

#### What is the counting process

The first step is to count the number of first preference "1" votes for each candidate. All candidates that have reached the quota with first preferences are declared elected after "count 1" and withdrawn from the counting process before "count 2" commences. All votes received by an elected candidate in excess of the quota (the surplus) will be distributed to the continuing candidates (at a later count) according to the preferences indicated on each ballot paper.

Surplus = elected candidate's total votes – the quota

## Tasmania's Hare-Clark System (cont'd)

#### How do we transfer a surplus?

It is important to understand that ballot papers and votes are different. Ballot papers are the medium from which candidates receive votes. The original value of a ballot paper is 1 vote; however, this can change during counting. To distribute surplus votes the parcel of ballot papers used are given a new (reduced) value. The new ballot paper value for transferring the surplus (transfer value) is calculated as follows:

$$\text{Transfer value} = \frac{\text{Surplus votes}}{\text{Number of ballot papers in the last parcel}} \quad (\text{truncate to six decimal places})$$

A simple example:

If at the beginning of counting, a candidate (Jenny) receives 250 first preference votes and the quota is only 200 then:

- Jenny is declared elected and withdrawn from the counting process
- Jenny's surplus is calculated as 50 votes (250 – quota = 50)
- The 250 ballot papers that elected Jenny are used to distribute the surplus
- Each of these ballot papers will now be transferred at a value of 0.2 votes (50/250=0.2)

If Justin then receives 100 of Jenny's 250 ballot papers he gains a further 20 votes (100 \* 0.2 = 20 votes)

#### What happens at Count 2?

If a candidate is elected on first preferences, the next thing to do is to use all of his/her ballot papers to distribute the surplus votes as discussed above.

#### Further counts

When more than one candidate is elected with a surplus, each surplus is distributed as separate counts in order of election.

Only the last parcel of ballot papers received by the elected candidate are used to distribute a surplus.

When elected at count 1, all first preference ballot papers are used (as seen in the simple example above). If elected at count 9, only the ballot papers received at count 9 are used.

Once all surpluses have been distributed, the candidate with the fewest total votes is declared excluded, withdrawn from the counting process and all of his/her ballot papers are redistributed to continuing candidates.

#### Excluded candidates

The exclusion of a candidate can take several counts to complete. When a candidate is excluded, ballot papers are passed on to continuing candidates at the same transfer value they were received by the excluded candidate. All ballot papers with the same transfer values are distributed as a new count.

After each count, each continuing candidate's total number of votes is recalculated. Where a continuing candidate reaches the quota, he/she is declared elected and withdrawn from the counting process before the next count commences.

#### When does the counting stop?

Once an exclusion is completed, the surplus of any candidate elected during that exclusion is distributed. Otherwise, again the continuing candidate with the fewest total number of votes is excluded.

The two processes of distributing surpluses and excluding candidates continues until all vacancies are filled. For House of Assembly elections, the scrutiny stops as soon as five candidates are declared elected.

#### Do you always need a quota to get elected?

It is common that the last member is elected without reaching the quota. In some cases, the last two members have been declared elected without reaching the quota.

#### Why does this happen?

If some ballot papers do not include a preference for every candidate, it is possible to be elected without reaching the quota. If a distributed ballot paper does not have a preference for any of the continuing candidates, it will drop out of the count and the vote it carries is declared "exhausted".

The number of exhausted votes usually increases quickly towards the end of the counting process as fewer candidates remain. The greater the number of votes exhausted, the more likely the last elected candidate will not reach the quota.

The ballot papers instruct the voter to mark a preference for all candidates to reduce the number and impact of exhausted votes.

## 2021 General election statistics

### Voting summary

	Bass	Braddon	Clark	Franklin	Lyons	Tasmania
Close of roll enrolment	78 182	81 211	73 998	78 130	82 911	394 432
Ballot papers cast	70 896	73 924	67 131	72 289	75 565	359 805
% of electors on the roll	90.68%	91.03%	90.72%	92.52%	91.14%	91.22%
Informal ballot papers	3 544	3 963	3 378	3 031	4 539	18 455
Informality rate	5.00%	5.36%	5.03%	4.19%	6.01%	5.13%
Formal ballot papers	67 352	69 961	63 753	69 258	71 026	341 350

### Special voting summary

		Bass	Braddon	Clark	Franklin	Lyons	Total
Mobile - IN division	Ballot papers admitted	1137	1 033	969	546	460	4 145
Mobile - OUT of division	Ballot papers admitted	43	50	75	298	381	847
Pre-poll - IN division	Ballot papers admitted	13 108	15 987	9 777	10 153	9 390	58 415
Pre-poll - OUT of division	Ballot papers admitted	298	292	3 513	2 909	4 217	11 229
Polling day - OUT of division	Ballot papers admitted	2 009	1 466	4 707	3 189	6 073	17 444
Total OUT of division	Ballot papers admitted	2 350	1 808	8 295	6 396	10 671	29 520
Postal (inc interstate pre-poll)	Issued	7 416	4 576	5 690	6 578	6 597	30 857
	Ballot papers admitted	6 414	3 951	4 911	5 793	5 873	26 942
Provisional	Issued	945	918	1 067	1 092	1 112	5 134
	Ballot papers admitted	314	268	368	413	302	1 665
<b>Total special votes</b>	<b>Issued</b>	<b>24 956</b>	<b>24 322</b>	<b>25 798</b>	<b>24 765</b>	<b>28 230</b>	<b>128 071</b>
	<b>Ballot papers admitted</b>	<b>23 323</b>	<b>23 047</b>	<b>24 320</b>	<b>23 301</b>	<b>26 696</b>	<b>120 687</b>

### Out of division (absent) vote analysis

Issued for		Bass	Braddon	Clark	Franklin	Lyons
Issued by	Bass	-	599	310	203	5 771
	Braddon	499	-	230	219	1 553
	Clark	372	341	-	4 094	2 093
	Franklin	183	186	4 035	-	1 254
	Lyons	1 296	682	3 720	1 880	-
<b>Total</b>		<b>2 350</b>	<b>1 808</b>	<b>8 295</b>	<b>6 396</b>	<b>10 671</b>



### Postal vote analysis

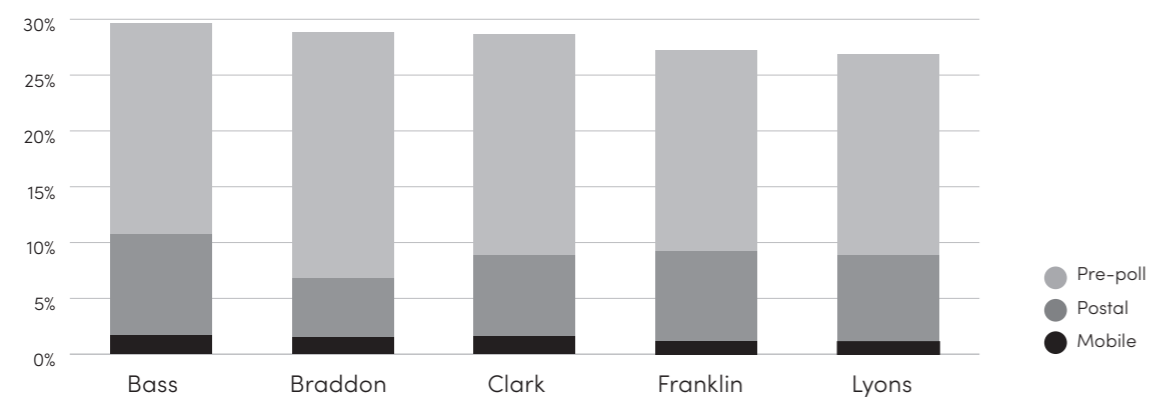
	Bass	Braddon	Clark	Franklin	Lyons
Issued	7 416	4 576	5 690	6 578	6 597
Received	6 753	4 090	5 061	6 054	6 089
Rejected	291	133	121	251	178
Admitted	6 414	3 951	4 911	5 793	5 873
Missing ballot papers	48	6	29	10	38

Note: 'Postal votes received' includes 817 votes issued at interstate pre-poll centres  
10 votes received via Antarctic Express Vote Service

### Special votes as a percentage of ballot papers cast

	Bass	Braddon	Clark	Franklin	Lyons
Polling Day - OUT of Division	2.83	1.98	7.01	4.41	8.04
Provisional	0.44	0.36	0.55	0.57	0.40
Pre-poll	18.91	22.02	19.80	18.07	18.01
Postal	9.05	5.34	7.32	8.01	7.77
Mobile	1.66	1.47	1.56	1.17	1.11
Total	32.90	31.18	36.23	32.23	35.33

### Early votes (pre-poll, postal, mobile special votes) admitted as a percentage of total ballot papers cast



#### Table data

	Bass	Braddon	Clark	Franklin	Lyons
Pre-poll (inc. IN and OUT of division)	18.91%	22.02%	19.80%	18.07%	18.01%
Postal	9.05%	5.34%	7.32%	8.01%	7.77%
Mobile (inc. IN and OUT of division)	1.66%	1.47%	1.56%	1.17%	1.11%

### Party strengths in divisions as indicated by first preferences

		Bass	Braddon	Clark	Franklin	Lyons	Statewide
<b>Liberal Party</b>	First preferences	40 379	40 014	20 294	29 268	36 360	166 315
	Percentage	59.95%	57.19%	31.83%	42.26%	51.19%	48.72%
	Quotas	3.60	3.43	1.91	2.54	3.07	14.55
	Seats won	3	3	2	2	3	13
<b>Australian Labor Party</b>	First preferences	17 524	18 560	14 066	23 001	23 113	96 264
	Percentage	26.02%	26.53%	22.06%	33.21%	32.54%	28.20%
	Quotas	1.56	1.59	1.32	1.99	1.95	8.41
	Seats won	2	2	1	2	2	9
<b>Tasmanian Greens</b>	First preferences	6 181	3 882	12 772	13 122	6 293	42 250
	Percentage	9.18%	5.55%	20.03%	18.95%	8.86%	12.38%
	Quotas	0.55	0.33	1.20	1.14	0.53	3.75
	Seats won	0	0	1	1	0	2
<b>Shooters, Fishers, Farmers TAS</b>	First preferences	1 649	2 638	898	2 009	3 175	10 369
	Percentage	2.45%	3.77%	1.41%	2.90%	4.47%	3.04%
	Quotas	0.15	0.23	0.08	0.17	0.27	0.90
	Seats won	0	0	0	0	0	0
<b>Animal Justice Party</b>	First preferences	1 242	-	902	1 227	1 411	4 782
	Percentage	1.84%	-	1.41%	1.77%	1.99%	1.40%
	Quotas	0.11	-	0.08	0.11	0.12	0.42
	Seats won	0	-	0	0	0	0
<b>Federation Party Tasmania</b>	First preferences	-	-	154	-	-	154
	Percentage	-	-	0.24%	-	-	0.05%
	Quotas	-	-	0.01	-	-	0.01
	Seats won	-	-	0	-	-	0
<b>Groups and Independents</b>	First preferences	377	4 867	14 667	631	674	21 216
	Percentage	0.56%	6.96%	23.01%	2.93%	0.95%	6.22%
	Quotas	0.03	0.42	1.38	0.05	0.06	1.94
	Seats won	0	0	1	0	0	1
<b>Total</b>	First preferences	67 352	69 961	63 753	69 258	71 026	341 350
	Quotas	6.00	6.00	6.00	6.00	6.00	30.00
	Seats won	5	5	5	5	5	25
	Informal	3 544	3 963	3 378	3 031	4 539	18 455
	5.00%	5.36%	5.03%	4.19%	6.01%	5.13%	
Quota	11 226	11 661	10 626	11 544	11 838		

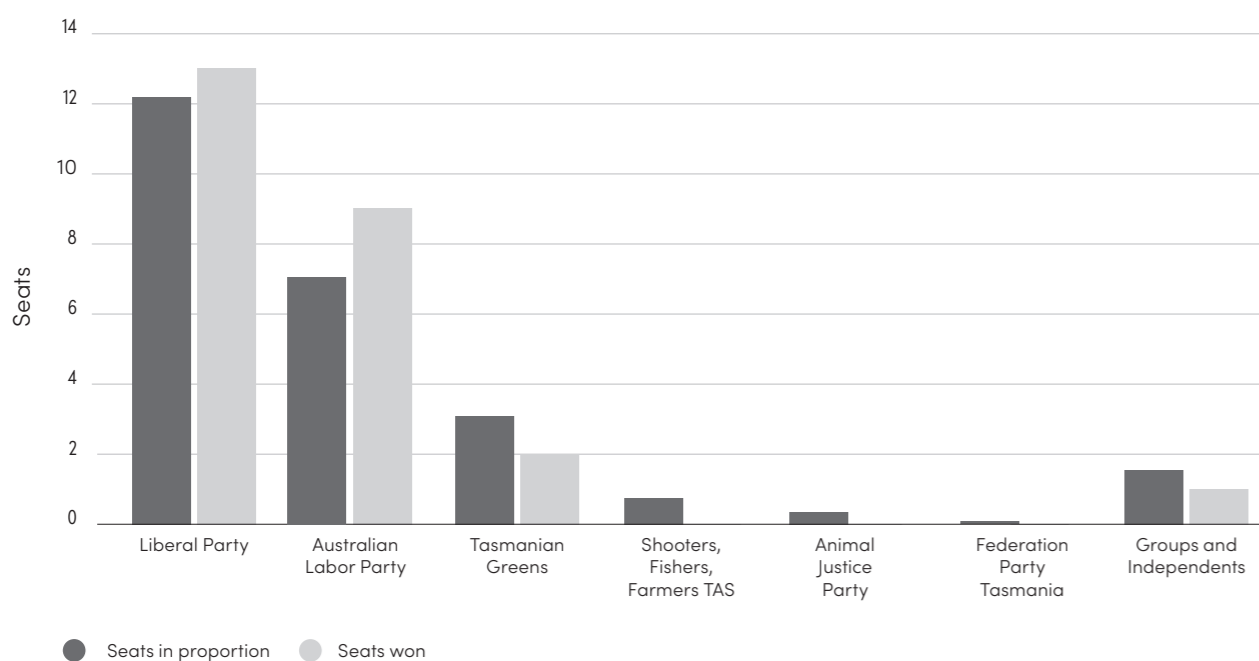
## Strength of parties

### The State as a single electorate

	First preferences	Seats in proportion*	Seats won
Liberal Party	166 315	12.18	13
Australian Labor Party	96 264	7.05	9
Tasmanian Greens	42 250	3.09	2
Shooters, Fishers, Farmers TAS	10 369	0.76	0
Animal Justice Party	4 782	0.35	0
Federation Party Tasmania	154	0.01	0
Groups and Independents	21 216	1.55	1
<b>Total</b>	<b>341 350</b>	<b>25.00</b>	<b>25</b>

\* the party's proportion of seats in the House of Assembly calculated from the party's proportion of the State vote

### Seats in proportion compared with seats won (statewide)



## Informal ballot paper survey

### Tasmania

#### Apparent intentional informal voting

Blank	3 906
Deliberate informal or scribble/messages only	3 955
<b>Total</b>	<b>7 861</b>

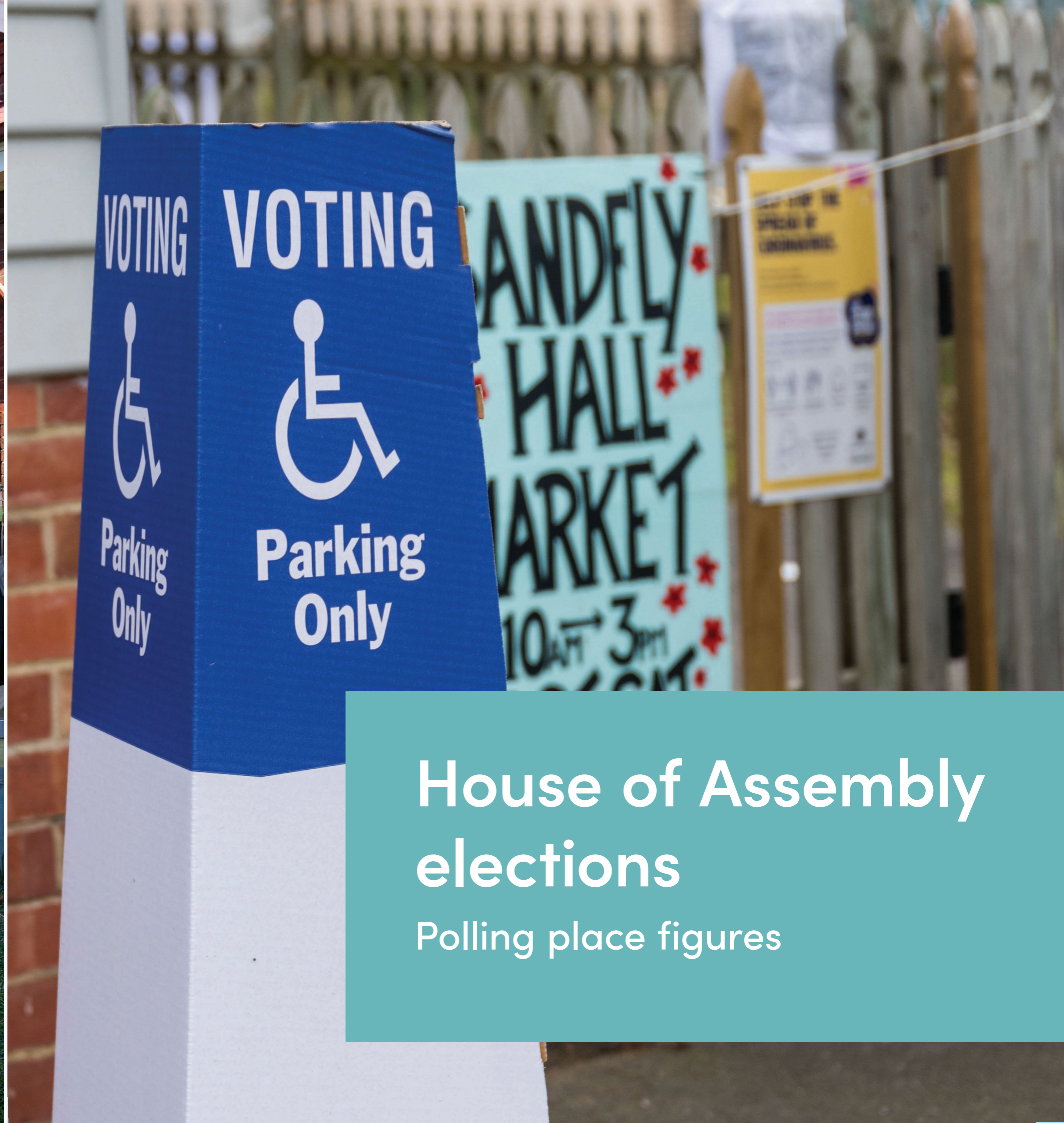
#### Apparent unintentional informality

Contains writing identifying the elector	7
Contains only ticks or crosses	3 527
Some numbers but no first preference	482
One first preference, but includes repetitions or omissions between 2 and 5	3 346
Two or more first preferences	
• 2 first preferences	1 581
• 3 first preferences	415
• 4 first preferences	213
• 5 first preferences	448
• Greater than 5 first preferences	575
<b>Total</b>	<b>10 594</b>

<b>Total</b>	<b>18 455</b>
--------------	---------------



Informal ballot paper surveys for each division are included in Appendix A.

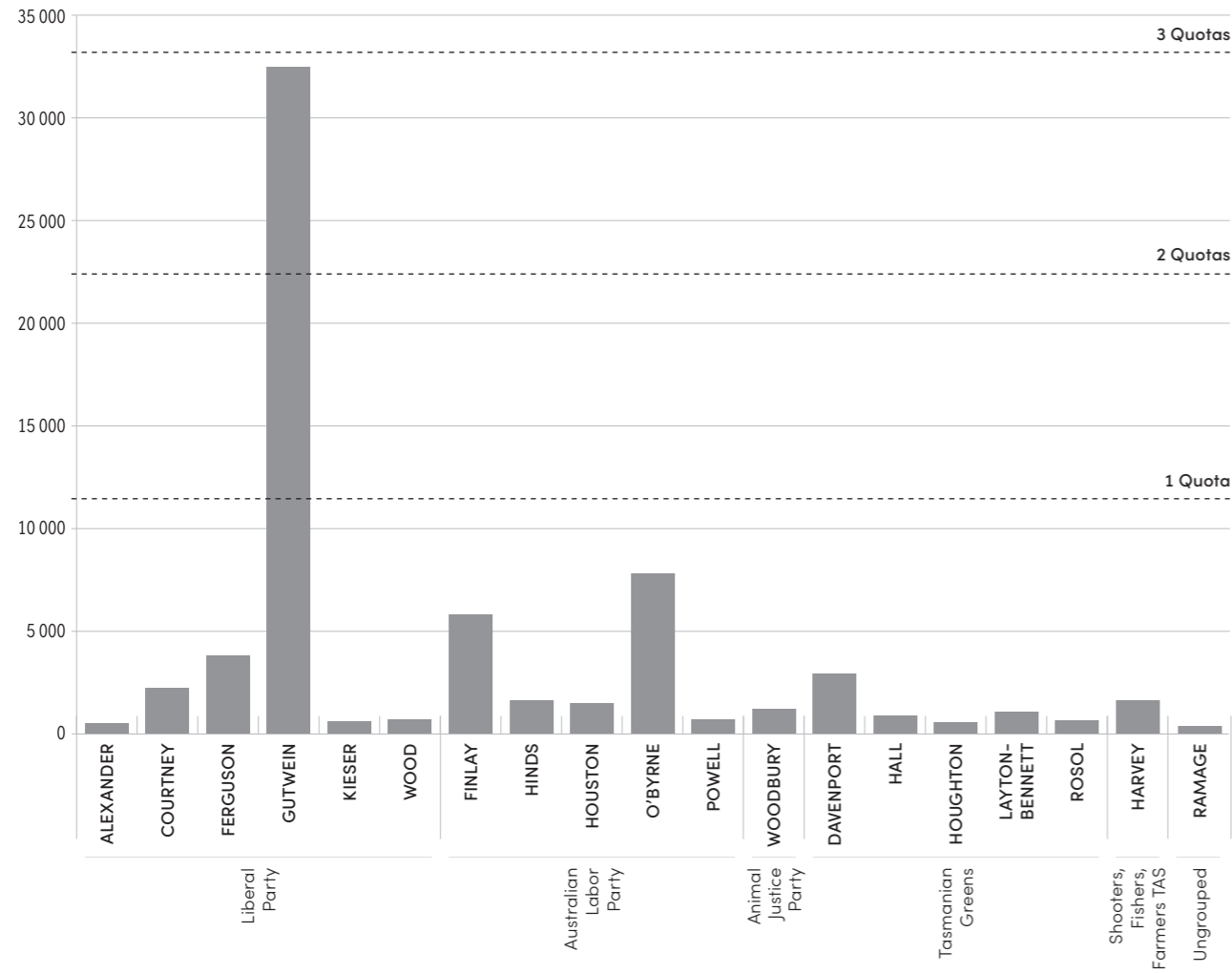


# House of Assembly elections

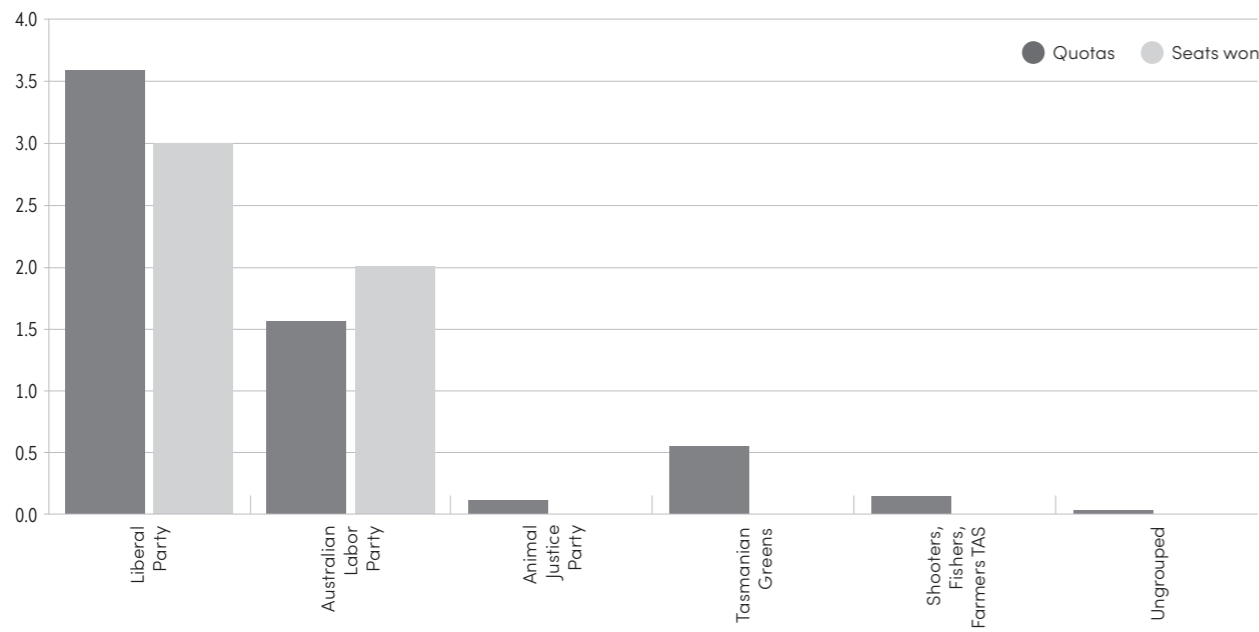
Polling place figures

## Division of BASS

### Candidate first preference totals



### Number of quotas attained compared with seats won



## BASS first preference votes

Page 1 of 4

Candidates	Beaconsfield	Beauty Point	Branxholm	Bridport	Dilston	East Launceston	Exefer	Five Ways	George Town	George Town South	Gladstone	Glengarry	Gravelly Beach	Hillwood	Inveresk
ALEXANDER, Lara	10	6	1	5	6	5	8	7	10	3	1	1	4	5	11
COURTNEY, Sarah	27	25	6	24	29	36	55	21	19	11	6	6	36	17	28
FERGUSON, Michael	29	26	13	31	39	28	80	30	60	25	2	5	18	22	53
GUTWEIN, Peter	435	275	104	612	381	569	508	331	404	235	66	138	242	260	422
KIESER, Greg	11	9	1	6	11	7	16	4	61	28	2	3	8	15	6
WOOD, Simon	12	7	3	14	9	13	11	7	5	5	2	3	3	5	11
<b>Liberal Party</b>	<b>524</b>	<b>348</b>	<b>128</b>	<b>692</b>	<b>475</b>	<b>658</b>	<b>678</b>	<b>400</b>	<b>559</b>	<b>307</b>	<b>79</b>	<b>156</b>	<b>311</b>	<b>324</b>	<b>531</b>
FINLAY, Janie	153	93	16	37	40	62	135	72	78	41	15	26	77	37	126
HINDS, Adrian	46	15	2	7	15	13	28	22	42	28	2	6	17	8	37
HOUSTON, Jennifer	25	8	5	10	11	11	28	24	37	16	1	3	18	14	24
O'BYRNE, Michelle	78	47	19	59	63	137	90	107	220	109	10	20	69	47	207
POWELL, Owen	15	3	10	9	5	4	12	7	19	7	2	1	6	4	20
<b>Australian Labor Party</b>	<b>317</b>	<b>166</b>	<b>52</b>	<b>122</b>	<b>134</b>	<b>227</b>	<b>293</b>	<b>232</b>	<b>396</b>	<b>201</b>	<b>30</b>	<b>56</b>	<b>187</b>	<b>110</b>	<b>414</b>
WOODBURY Sue	25	6	3	7	12	15	30	14	35	13	4	2	3	11	32
<b>Animal Justice Party</b>	<b>25</b>	<b>6</b>	<b>3</b>	<b>7</b>	<b>12</b>	<b>15</b>	<b>30</b>	<b>14</b>	<b>35</b>	<b>13</b>	<b>4</b>	<b>2</b>	<b>3</b>	<b>11</b>	<b>32</b>
DAVENPORT, Jack	22	17	7	18	41	91	49	40	24	4	3	10	46	23	76
HALL, Tom	7	5	5	5	10	32	14	12	12	7	2	2	6	9	26
HOUGHTON, Mitchell	9	4	3	2	8	12	7	4	5	5	1	1	14	2	18
LAYTON-BENNETT, Anne	13	7	9	5	27	41	21	12	18	3	1	6	12	7	39
ROSOL, Cecily	9	5	3	3	7	16	14	4	8	7	0	3	14	6	21
<b>Tasmanian Greens</b>	<b>60</b>	<b>38</b>	<b>27</b>	<b>33</b>	<b>93</b>	<b>192</b>	<b>105</b>	<b>72</b>	<b>67</b>	<b>26</b>	<b>7</b>	<b>22</b>	<b>92</b>	<b>47</b>	<b>180</b>
HARVEY, Andrew	50	7	8	18	19	14	50	7	53	26	11	9	11	8	29
<b>Shooters, Fishers, Farmers TAS</b>	<b>50</b>	<b>7</b>	<b>8</b>	<b>18</b>	<b>19</b>	<b>14</b>	<b>50</b>	<b>7</b>	<b>53</b>	<b>26</b>	<b>11</b>	<b>9</b>	<b>11</b>	<b>8</b>	<b>29</b>
RAMAGE, Roy	6	3	1	1	5	5	9	1	8	3	2	3	9	5	13
<b>Ungrouped</b>	<b>6</b>	<b>3</b>	<b>1</b>	<b>1</b>	<b>5</b>	<b>5</b>	<b>9</b>	<b>1</b>	<b>8</b>	<b>3</b>	<b>2</b>	<b>3</b>	<b>9</b>	<b>5</b>	<b>13</b>
<b>Total formal votes</b>	<b>982</b>	<b>568</b>	<b>219</b>	<b>873</b>	<b>738</b>	<b>1111</b>	<b>1165</b>	<b>726</b>	<b>1118</b>	<b>576</b>	<b>133</b>	<b>248</b>	<b>613</b>	<b>505</b>	<b>1199</b>
Informal ballot papers	74	25	10	33	37	28	61	40	103	46	11	13	34	31	110
<b>Total ballot papers</b>	<b>1 056</b>	<b>593</b>	<b>229</b>	<b>906</b>	<b>775</b>	<b>1 139</b>	<b>1 226</b>	<b>766</b>	<b>1 221</b>	<b>622</b>	<b>144</b>	<b>261</b>	<b>647</b>	<b>536</b>	<b>1 309</b>





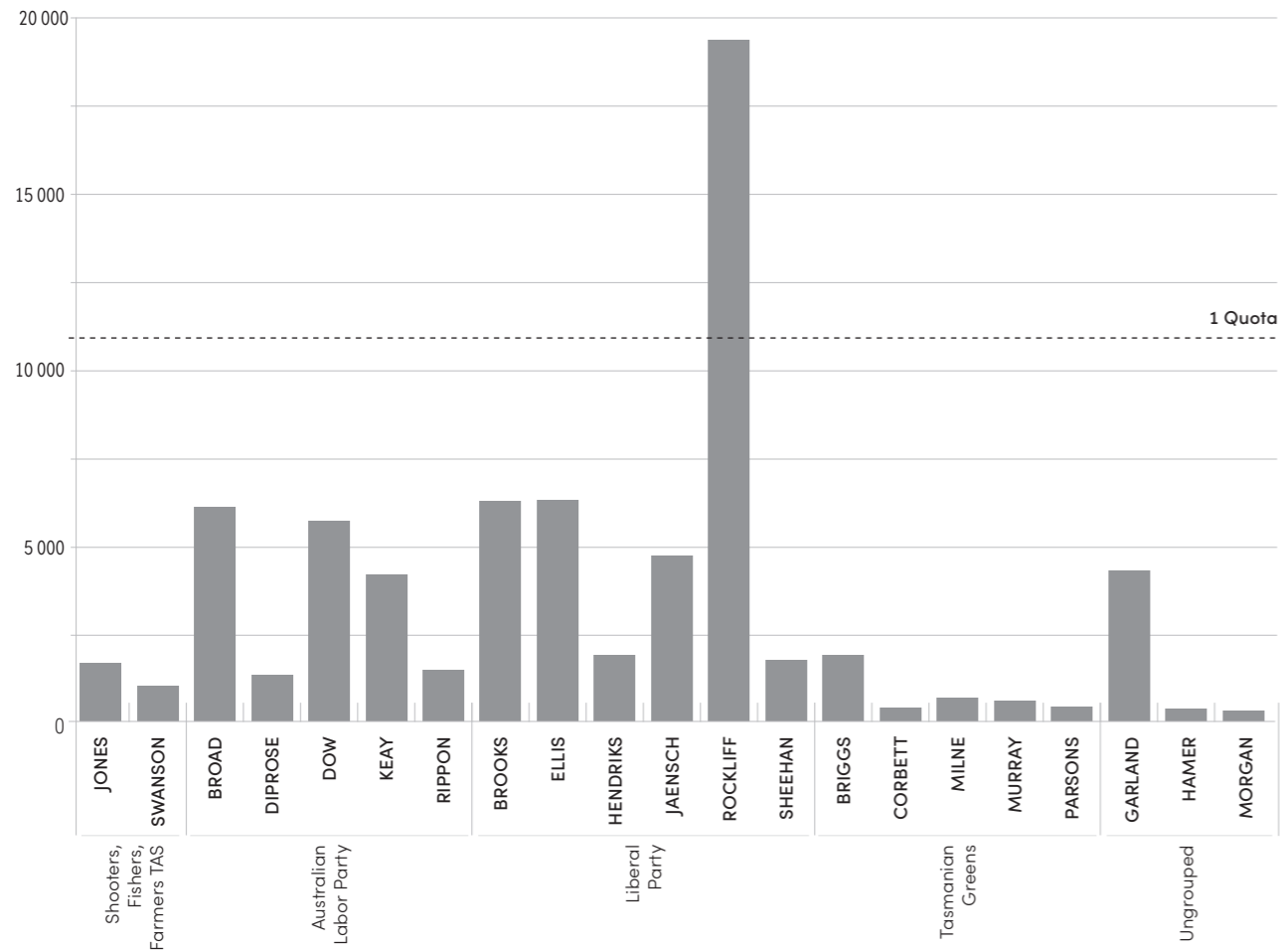
## BASS first preference votes, cont'd

Page 4 of 4

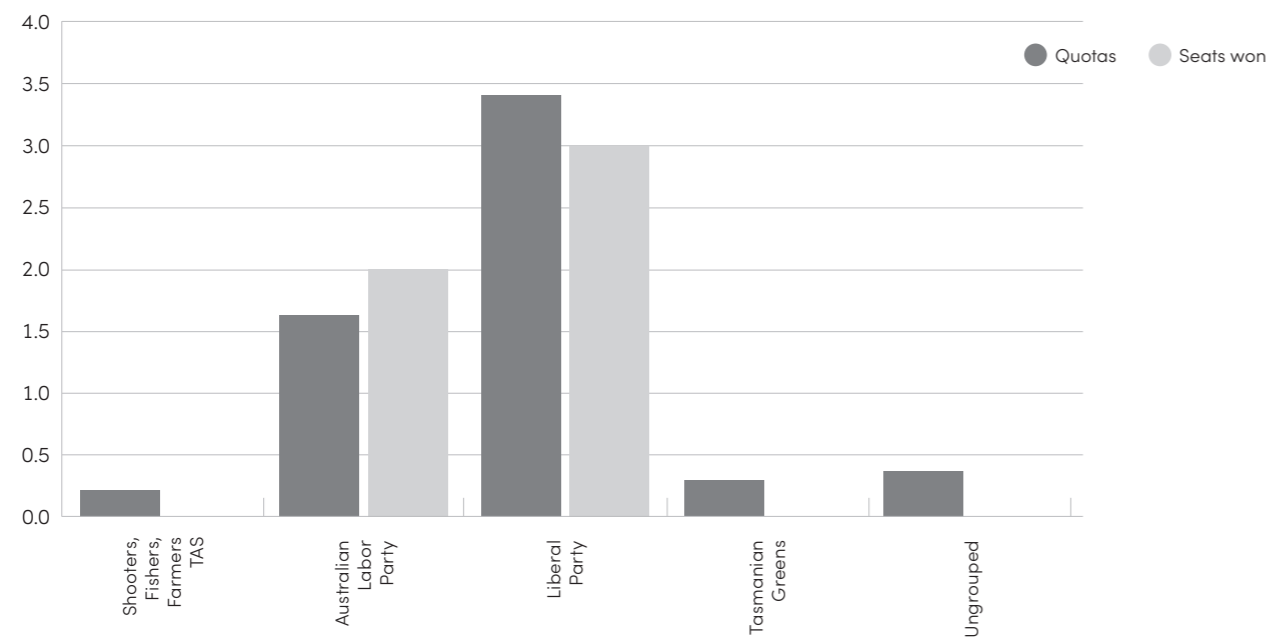
Candidates	Weymouth	Whitemark	Winnleach	Youngtown	Total Ordinary Votes	Special votes							Total	
						George Town Pre-Poll	Launceston Pre-Poll	Scottsdale Pre-Poll	Out of Division Pre-Poll	Postal	Mobile	Out of Division		Provisional
ALEXANDER, Lara	1	4	3	10	352	9	72	8	1	33	22	11	3	511
COURTNEY, Sarah	9	22	5	54	1 454	32	391	45	12	180	41	60	12	2 227
FERGUSON, Michael	4	48	16	88	2 573	81	522	70	15	302	121	102	20	3 806
GUTWEIN, Peter	80	154	103	756	21 013	565	5 263	761	141	3 275	489	858	117	32 482
KIESER, Greg	5	6	1	4	432	53	54	7	2	58	12	22	6	646
WOOD, Simon	1	3	0	17	458	10	120	8	2	63	17	24	5	707
<b>Liberal Party</b>	<b>100</b>	<b>237</b>	<b>128</b>	<b>929</b>	<b>26 282</b>	<b>750</b>	<b>6 422</b>	<b>899</b>	<b>173</b>	<b>3 911</b>	<b>702</b>	<b>1 077</b>	<b>163</b>	<b>40 379</b>
FINLAY, Janie	7	11	11	121	3 990	81	875	60	20	535	97	148	24	5 830
HINDS, Adrian	2	2	1	44	1 194	34	194	13	5	140	26	46	11	1 663
HOUSTON, Jennifer	1	6	4	42	1 101	36	173	9	4	128	21	35	5	1 512
O'BYRNE, Michelle	19	29	12	185	5 187	250	1 059	84	26	841	119	200	47	7 813
POWELL, Owen	1	1	8	17	499	10	80	16	4	55	8	29	5	706
<b>Australian Labor Party</b>	<b>30</b>	<b>49</b>	<b>36</b>	<b>409</b>	<b>11 971</b>	<b>411</b>	<b>2 381</b>	<b>182</b>	<b>59</b>	<b>1 699</b>	<b>271</b>	<b>458</b>	<b>92</b>	<b>17 524</b>
WOODBURY, Sue	0	4	3	26	840	13	158	12	7	124	19	57	12	1 242
<b>Animal Justice Party</b>	<b>0</b>	<b>4</b>	<b>3</b>	<b>26</b>	<b>840</b>	<b>13</b>	<b>158</b>	<b>12</b>	<b>7</b>	<b>124</b>	<b>19</b>	<b>57</b>	<b>12</b>	<b>1 242</b>
DAVENPORT, Jack	9	20	5	32	2 145	30	462	19	11	167	13	97	8	2 952
HALL, Tom	2	4	3	12	603	6	132	7	7	66	12	50	3	886
HOUGHTON, Mitchell	1	7	3	10	390	12	90	5	2	24	5	31	2	561
LAYTON-BENNETT, Anne	2	7	4	10	748	14	172	8	6	69	13	56	5	1 091
ROSOL, Cecily	0	4	2	2	463	8	125	7	4	47	10	24	3	691
<b>Tasmanian Greens</b>	<b>14</b>	<b>42</b>	<b>17</b>	<b>66</b>	<b>4 349</b>	<b>70</b>	<b>981</b>	<b>46</b>	<b>30</b>	<b>373</b>	<b>53</b>	<b>258</b>	<b>21</b>	<b>6 181</b>
HARVEY, Andrew	4	11	5	35	1 167	47	159	30	11	135	8	81	11	1 649
<b>Shooters, Fishers, Farmers TAS</b>	<b>4</b>	<b>11</b>	<b>5</b>	<b>35</b>	<b>1 167</b>	<b>47</b>	<b>159</b>	<b>30</b>	<b>11</b>	<b>135</b>	<b>8</b>	<b>81</b>	<b>11</b>	<b>1 649</b>
RAMAGE, Roy	0	1	2	4	262	6	47	5	1	41	1	12	2	377
<b>Ungrouped</b>	<b>0</b>	<b>1</b>	<b>2</b>	<b>4</b>	<b>262</b>	<b>6</b>	<b>47</b>	<b>5</b>	<b>1</b>	<b>41</b>	<b>1</b>	<b>12</b>	<b>2</b>	<b>377</b>
<b>Total formal votes</b>	<b>148</b>	<b>344</b>	<b>191</b>	<b>1 469</b>	<b>44 871</b>	<b>1 297</b>	<b>10 148</b>	<b>1 174</b>	<b>281</b>	<b>6 283</b>	<b>1 054</b>	<b>1 943</b>	<b>301</b>	<b>67 352</b>
Informal ballot papers	3	23	9	82	2 702	59	379	51	17	131	83	109	13	3 544
<b>Total ballot papers</b>	<b>151</b>	<b>367</b>	<b>200</b>	<b>1 551</b>	<b>47 573</b>	<b>1 356</b>	<b>10 527</b>	<b>1 225</b>	<b>298</b>	<b>6 414</b>	<b>1 137</b>	<b>2 052</b>	<b>314</b>	<b>70 896</b>

## Division of BRADDON

### Candidate first preference totals



### Number of quotas attained compared with seats won



## BRADDON first preference votes

Page 1 of 5

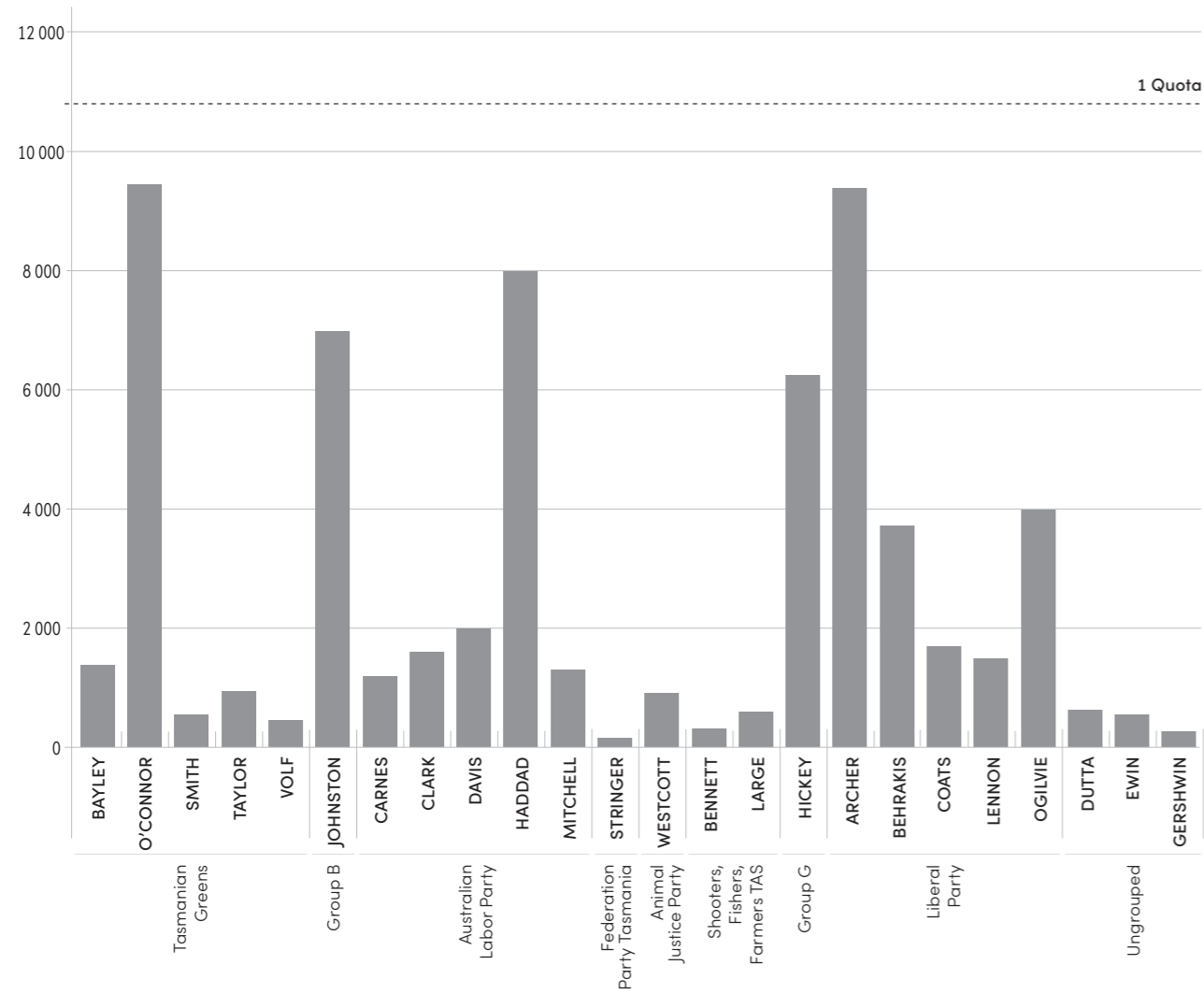
Candidates	Acton	Boat Harbour	Burnie	Calder	Cooee	Currie	Devonport Central	Devonport North West	Devonport South	Devonport West	Don	East Devonport	Edith Creek	Elliott	Forest
JONES, Brenton	44	6	19	0	18	20	19	47	30	47	28	47	6	6	7
SWANSON, Kim	36	5	19	0	8	24	12	27	20	15	8	38	5	4	8
<b>Shooters, Fishers, Farmers TAS</b>	<b>80</b>	<b>11</b>	<b>38</b>	<b>0</b>	<b>26</b>	<b>44</b>	<b>31</b>	<b>74</b>	<b>50</b>	<b>62</b>	<b>36</b>	<b>85</b>	<b>11</b>	<b>10</b>	<b>15</b>
BROAD, Shane	123	12	57	7	46	55	137	254	117	120	135	242	6	22	10
DIPROSE, Amanda	41	2	21	2	13	7	29	35	31	19	20	32	0	6	2
DOW, Anita	278	44	156	15	106	27	71	92	57	48	41	119	8	36	12
KEAY, Justine	85	17	50	10	27	41	107	170	92	96	88	184	8	14	11
RIPPON, Michelle	16	5	9	3	9	12	53	104	75	55	59	66	3	3	7
<b>Australian Labor Party</b>	<b>543</b>	<b>80</b>	<b>293</b>	<b>37</b>	<b>201</b>	<b>142</b>	<b>397</b>	<b>655</b>	<b>372</b>	<b>338</b>	<b>343</b>	<b>643</b>	<b>25</b>	<b>81</b>	<b>42</b>
BROOKS, Adam	108	23	60	8	37	47	136	222	114	117	129	183	18	18	35
ELLIS, Felix	76	77	81	7	79	85	120	151	79	72	102	144	12	33	29
HENDRIKS, Lara	50	12	24	5	13	23	61	93	24	35	41	34	5	6	7
JAENSCH, Roger	87	81	115	16	121	41	43	68	30	37	37	49	8	49	31
ROCKLIFF, Jeremy	196	75	190	34	159	205	459	657	317	327	451	516	52	82	132
SHEEHAN, Stacey	32	13	26	5	15	14	37	68	43	32	36	53	5	7	11
<b>Liberal Party</b>	<b>549</b>	<b>281</b>	<b>496</b>	<b>75</b>	<b>424</b>	<b>415</b>	<b>856</b>	<b>1259</b>	<b>607</b>	<b>620</b>	<b>796</b>	<b>979</b>	<b>100</b>	<b>195</b>	<b>245</b>
BRIGGS, Darren	20	28	42	6	12	11	33	63	20	10	48	33	2	9	3
CORBETT, Maureen	7	1	3	0	3	2	12	13	7	5	4	9	0	0	0
MILNE, Tammy	10	2	15	5	9	8	24	21	16	12	11	9	1	6	2
MURRAY, Emily	10	3	9	0	6	5	13	27	5	6	11	12	1	4	1
PARSONS, Phill	6	2	6	0	4	6	14	10	6	1	9	12	1	2	1
<b>Tasmanian Greens</b>	<b>53</b>	<b>36</b>	<b>75</b>	<b>11</b>	<b>34</b>	<b>32</b>	<b>96</b>	<b>134</b>	<b>54</b>	<b>34</b>	<b>83</b>	<b>75</b>	<b>5</b>	<b>21</b>	<b>7</b>
GARLAND, Craig	81	128	111	62	90	21	40	59	27	15	40	53	23	61	36
HAMER, Liz	10	0	4	2	1	0	4	8	5	3	6	7	2	4	0
MORGAN, Matthew	5	1	2	0	2	15	3	13	6	5	2	5	4	1	8
<b>Ungrouped</b>	<b>96</b>	<b>129</b>	<b>117</b>	<b>64</b>	<b>93</b>	<b>36</b>	<b>47</b>	<b>80</b>	<b>38</b>	<b>23</b>	<b>48</b>	<b>65</b>	<b>29</b>	<b>66</b>	<b>44</b>
<b>Total formal votes</b>	<b>1 321</b>	<b>537</b>	<b>1 019</b>	<b>187</b>	<b>778</b>	<b>669</b>	<b>1 427</b>	<b>2 202</b>	<b>1 121</b>	<b>1 077</b>	<b>1 306</b>	<b>1 847</b>	<b>170</b>	<b>373</b>	<b>353</b>
Informal ballot papers	140	28	67	13	40	59	91	135	66	98	73	169	22	17	19
<b>Total ballot papers</b>	<b>1 461</b>	<b>565</b>	<b>1 086</b>	<b>200</b>	<b>818</b>	<b>728</b>	<b>1 518</b>	<b>2 337</b>	<b>1 187</b>	<b>1 175</b>	<b>1 379</b>	<b>2 016</b>	<b>192</b>	<b>390</b>	<b>372</b>



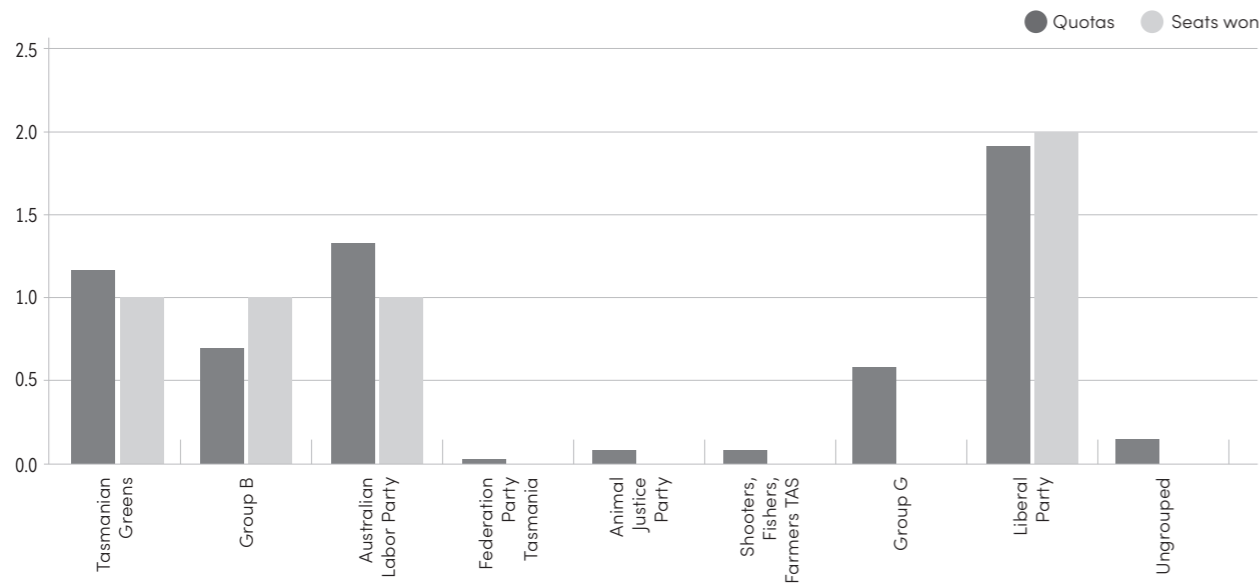


# Division of CLARK

## Candidate first preference totals



## Number of quotas attained compared with seats won



## CLARK first preference votes

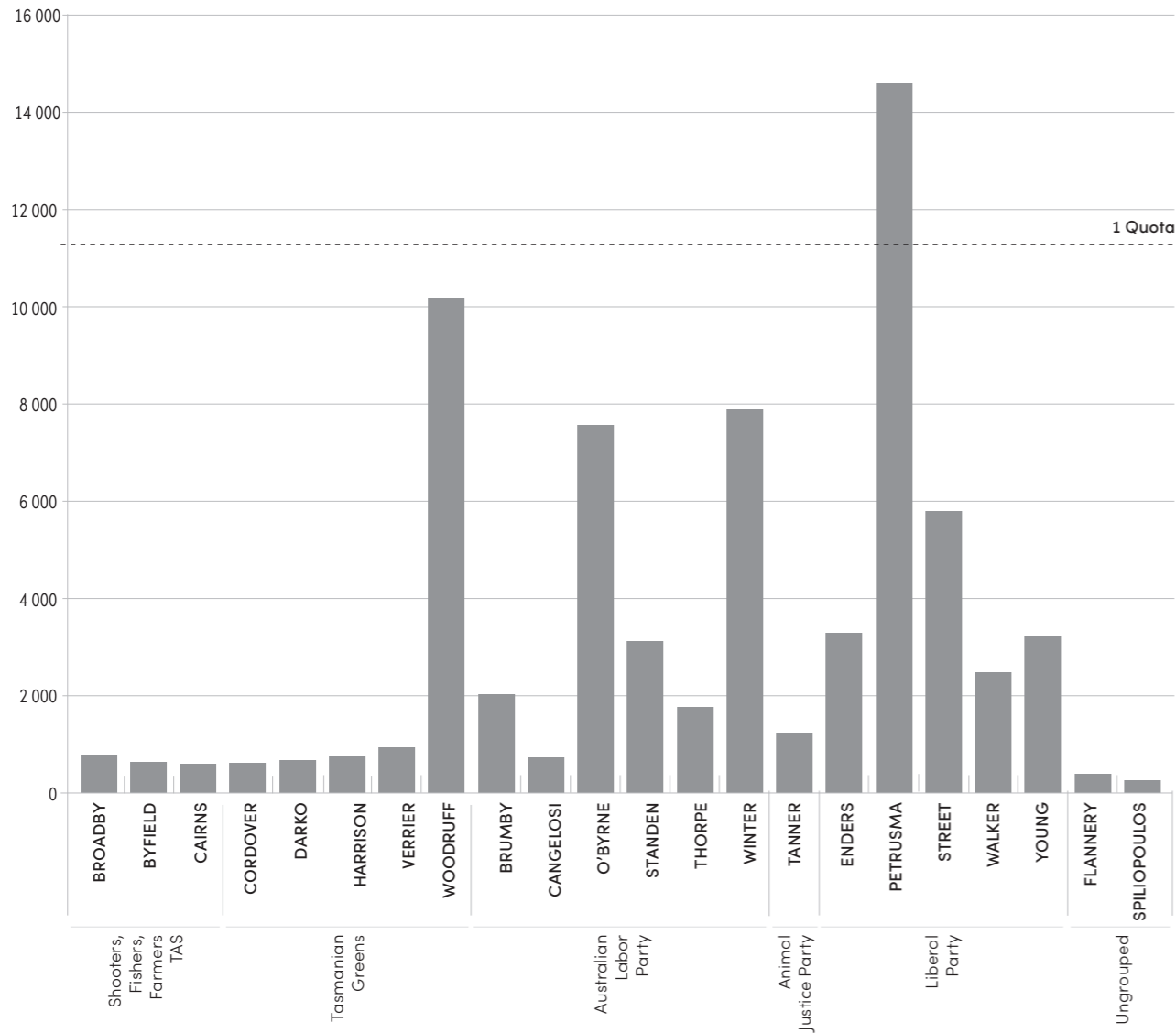
Page 1 of 3

Candidates	Austins Ferry	Battery Point	Battery Point West	Cascades	Chigwell	Claremont	Collinsvale	Dynnyrne	Fern Tree	Glenorchy	Glenorchy Central	Goodwood	Hobart City	Lenah Valley	Lower Sandy Bay	Lutana
BAYLEY, Vica	12	27	14	53	9	17	9	37	33	19	12	5	25	30	35	9
O'CONNOR, Cassy	64	170	106	341	57	75	48	239	199	141	77	30	170	454	192	120
SMITH, Tim	6	3	7	11	7	10	4	11	3	31	14	1	16	17	9	14
TAYLOR, Bec	4	14	5	19	14	10	6	20	12	26	8	5	21	56	17	21
VOLF, Nathan	10	2	4	15	9	10	2	10	4	13	12	5	20	19	9	5
<b>Tasmanian Greens</b>	<b>96</b>	<b>216</b>	<b>136</b>	<b>439</b>	<b>96</b>	<b>122</b>	<b>69</b>	<b>317</b>	<b>251</b>	<b>230</b>	<b>123</b>	<b>46</b>	<b>252</b>	<b>576</b>	<b>262</b>	<b>169</b>
JOHNSTON, Kristie	194	65	34	97	150	215	56	121	52	339	110	34	46	301	119	115
<b>Group B</b>	<b>194</b>	<b>65</b>	<b>34</b>	<b>97</b>	<b>150</b>	<b>215</b>	<b>56</b>	<b>121</b>	<b>52</b>	<b>339</b>	<b>110</b>	<b>34</b>	<b>46</b>	<b>301</b>	<b>119</b>	<b>115</b>
CARNES, Deb	29	6	3	17	24	59	9	12	3	90	17	14	11	26	13	15
CLARK, Chris	44	7	5	18	38	76	8	18	4	92	42	14	15	45	22	22
DAVIS, Simon	53	5	9	13	66	121	7	24	5	154	55	40	14	65	24	38
HADDAD, Ella	164	91	46	100	158	238	50	109	46	384	135	81	94	448	107	140
MITCHELL, Sam	48	4	7	10	39	61	11	14	9	76	21	18	22	40	11	25
<b>Australian Labor Party</b>	<b>338</b>	<b>113</b>	<b>70</b>	<b>158</b>	<b>325</b>	<b>555</b>	<b>85</b>	<b>177</b>	<b>67</b>	<b>796</b>	<b>270</b>	<b>167</b>	<b>156</b>	<b>624</b>	<b>177</b>	<b>240</b>
STRINGER, Justin	4	1	3	2	2	5	0	2	0	5	4	2	1	9	1	4
<b>Federation Party Tasmania</b>	<b>4</b>	<b>1</b>	<b>3</b>	<b>2</b>	<b>2</b>	<b>5</b>	<b>0</b>	<b>2</b>	<b>0</b>	<b>5</b>	<b>4</b>	<b>2</b>	<b>1</b>	<b>9</b>	<b>1</b>	<b>4</b>
WESTCOTT, Tim	35	9	5	12	17	53	11	6	7	33	21	3	15	37	9	18
<b>Animal Justice Party</b>	<b>35</b>	<b>9</b>	<b>5</b>	<b>12</b>	<b>17</b>	<b>53</b>	<b>11</b>	<b>6</b>	<b>7</b>	<b>33</b>	<b>21</b>	<b>3</b>	<b>15</b>	<b>37</b>	<b>9</b>	<b>18</b>
BENNETT, Lorraine	11	2	3	3	16	15	5	3	1	17	4	4	2	8	3	10
LARGE, Andrew	23	2	3	3	15	41	9	5	8	31	8	5	5	15	2	8
<b>Shooters, Fishers, Farmers TAS</b>	<b>34</b>	<b>4</b>	<b>6</b>	<b>6</b>	<b>31</b>	<b>56</b>	<b>14</b>	<b>8</b>	<b>9</b>	<b>48</b>	<b>12</b>	<b>9</b>	<b>7</b>	<b>23</b>	<b>5</b>	<b>18</b>
HICKEY, Sue	105	82	68	81	88	130	29	94	54	210	83	38	56	224	161	78
<b>Group G</b>	<b>105</b>	<b>82</b>	<b>68</b>	<b>81</b>	<b>88</b>	<b>130</b>	<b>29</b>	<b>94</b>	<b>54</b>	<b>210</b>	<b>83</b>	<b>38</b>	<b>56</b>	<b>224</b>	<b>161</b>	<b>78</b>
ARCHER, Elise	280	103	76	70	153	290	50	159	21	364	110	66	70	340	311	107
BEHRAKIS, Simon	111	56	43	41	57	97	14	73	14	116	38	18	40	130	205	42
COATS, Will	67	13	7	14	36	61	15	23	12	61	27	16	15	65	46	25
LENNON, Harvey	44	23	15	14	24	36	8	21	7	49	12	7	17	48	65	18
OGILVIE, Madeleine	99	47	20	34	71	103	22	74	21	144	55	22	29	118	152	50
<b>Liberal Party</b>	<b>601</b>	<b>242</b>	<b>161</b>	<b>173</b>	<b>341</b>	<b>587</b>	<b>109</b>	<b>350</b>	<b>75</b>	<b>734</b>	<b>242</b>	<b>129</b>	<b>171</b>	<b>701</b>	<b>779</b>	<b>242</b>
DUTTA, Mike	5	7	9	48	2	3	3	29	23	8	5	2	12	21	10	6
EWIN, Jax	4	10	11	24	4	4	1	15	4	20	11	6	31	25	5	2
GERSHWIN, Lisa	2	5	1	13	2	7	1	4	21	8	1	3	3	13	3	6
<b>Ungrouped</b>	<b>11</b>	<b>22</b>	<b>21</b>	<b>85</b>	<b>8</b>	<b>14</b>	<b>5</b>	<b>48</b>	<b>48</b>	<b>36</b>	<b>17</b>	<b>11</b>	<b>46</b>	<b>59</b>	<b>18</b>	<b>14</b>
<b>Total formal votes</b>	<b>1 418</b>	<b>754</b>	<b>504</b>	<b>1 053</b>	<b>1 058</b>	<b>1 737</b>	<b>378</b>	<b>1 123</b>	<b>563</b>	<b>2 431</b>	<b>882</b>	<b>439</b>	<b>750</b>	<b>2 554</b>	<b>1 531</b>	<b>898</b>
Informal ballot papers	109	8	5	23	102	184	19	37	12	217	108	34	32	102	54	55
<b>Total ballot papers</b>	<b>1 527</b>	<b>762</b>	<b>509</b>	<b>1 076</b>	<b>1 160</b>	<b>1 921</b>	<b>397</b>	<b>1 160</b>	<b>575</b>	<b>2 648</b>	<b>990</b>	<b>473</b>	<b>782</b>	<b>2 656</b>	<b>1 585</b>	<b>953</b>

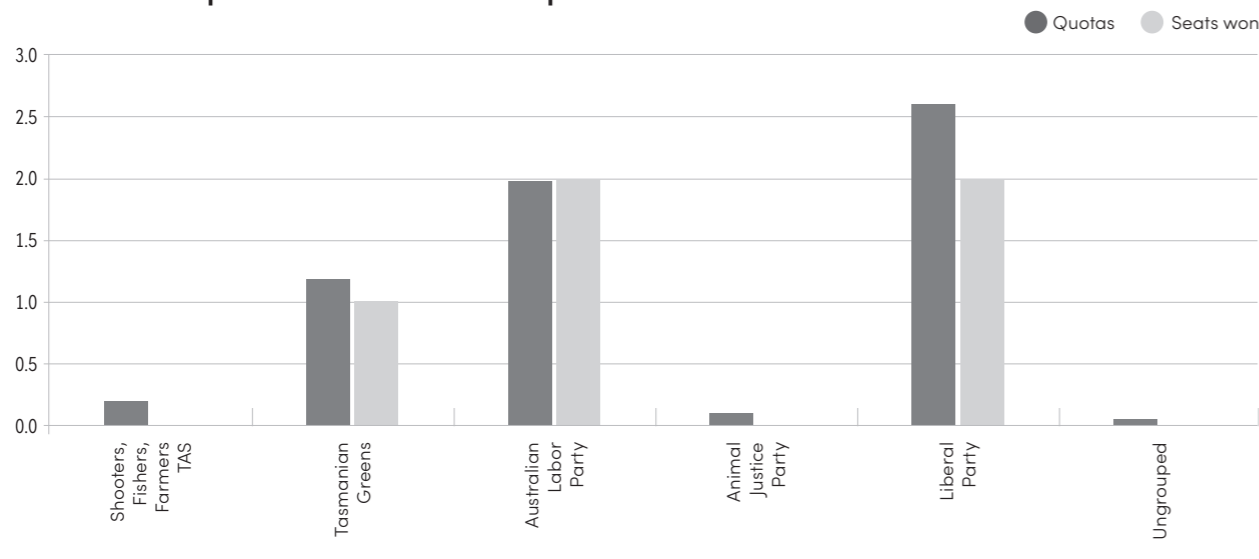


# Division of FRANKLIN

## Candidate first preference totals



## Number of quotas attained compared with seats won



## FRANKLIN first preference votes

Page 1 of 4

Candidates	Adventure Bay	Alannah	Bellerive	Blackmans Bay	Blackmans Bay South	Cambridge	Clarence	Clarendon Vale	Cradoc	Cygnets	Dover	Franklin	Geeveston	Geilston Bay
BROADBY, Shane	3	2	7	11	7	19	11	20	9	23	12	16	6	12
BYFIELD, Rebecca	1	5	6	8	5	7	8	12	6	26	10	8	14	9
CAIRNS, Robert	2	2	5	11	5	9	9	6	2	18	8	11	10	11
<b>Shooters, Fishers, Farmers TAS</b>	<b>6</b>	<b>9</b>	<b>18</b>	<b>30</b>	<b>17</b>	<b>35</b>	<b>28</b>	<b>38</b>	<b>17</b>	<b>67</b>	<b>30</b>	<b>35</b>	<b>30</b>	<b>32</b>
CORDOVER, Gideon	3	13	14	10	17	9	13	1	2	16	5	1	10	11
DARKO, Kit	2	2	14	14	11	15	20	4	4	23	5	7	5	22
HARRISON, Phoenix	4	11	10	18	18	9	15	6	1	26	6	8	8	7
VERRIER, Bridget	1	8	16	26	13	27	23	5	1	21	8	1	9	23
WOODRUFF, Rosalie	46	74	217	289	177	136	226	21	104	562	65	153	102	221
<b>Tasmanian Greens</b>	<b>56</b>	<b>108</b>	<b>271</b>	<b>357</b>	<b>236</b>	<b>196</b>	<b>297</b>	<b>37</b>	<b>112</b>	<b>648</b>	<b>89</b>	<b>170</b>	<b>134</b>	<b>284</b>
BRUMBY, Amy	5	6	37	29	8	39	60	75	10	35	13	18	28	72
CANGELOSI, Fabiano	0	2	16	9	3	12	23	10	6	18	9	6	5	24
O'BYRNE, David	30	24	148	121	70	163	244	209	29	123	59	49	72	226
STANDEN, Alison	14	16	96	46	36	56	94	74	19	69	21	26	40	97
THORPE, Toby	2	3	29	25	15	17	26	20	21	60	16	59	86	20
WINTER, Dean	22	23	127	281	200	127	165	76	29	114	44	47	59	149
<b>Australian Labor Party</b>	<b>73</b>	<b>74</b>	<b>453</b>	<b>511</b>	<b>332</b>	<b>414</b>	<b>612</b>	<b>464</b>	<b>114</b>	<b>419</b>	<b>162</b>	<b>205</b>	<b>290</b>	<b>588</b>
TANNER, Mark	3	4	23	14	14	26	41	16	9	44	15	18	28	32
<b>Animal Justice Party</b>	<b>3</b>	<b>4</b>	<b>23</b>	<b>14</b>	<b>14</b>	<b>26</b>	<b>41</b>	<b>16</b>	<b>9</b>	<b>44</b>	<b>15</b>	<b>18</b>	<b>28</b>	<b>32</b>
ENDERS, Bec	7	9	48	58	43	60	59	28	34	120	85	63	106	46
PETRUSMA, Jacquie	27	49	281	306	194	397	363	133	107	234	114	80	194	341
STREET, Nic	19	19	101	179	104	156	116	38	29	71	64	32	83	105
WALKER, James	5	10	67	33	11	83	81	30	8	26	12	11	20	114
YOUNG, Dean	8	17	90	49	35	89	102	42	32	63	33	21	46	94
<b>Liberal Party</b>	<b>66</b>	<b>104</b>	<b>587</b>	<b>625</b>	<b>387</b>	<b>785</b>	<b>721</b>	<b>271</b>	<b>210</b>	<b>514</b>	<b>308</b>	<b>207</b>	<b>449</b>	<b>700</b>
FLANNERY, Francis	0	1	11	5	3	8	7	7	3	21	3	4	6	8
SPILOPOULOS, George	0	2	3	6	1	3	9	3	2	3	4	0	3	11
<b>Ungrouped</b>	<b>0</b>	<b>3</b>	<b>14</b>	<b>11</b>	<b>4</b>	<b>11</b>	<b>16</b>	<b>10</b>	<b>5</b>	<b>24</b>	<b>7</b>	<b>4</b>	<b>9</b>	<b>19</b>
<b>Total formal votes</b>	<b>204</b>	<b>302</b>	<b>1366</b>	<b>1548</b>	<b>990</b>	<b>1467</b>	<b>1715</b>	<b>836</b>	<b>467</b>	<b>1716</b>	<b>611</b>	<b>639</b>	<b>940</b>	<b>1655</b>
Informal ballot papers	5	16	50	58	25	61	66	68	24	78	32	26	73	77
<b>Total ballot papers</b>	<b>209</b>	<b>318</b>	<b>1416</b>	<b>1606</b>	<b>1015</b>	<b>1528</b>	<b>1781</b>	<b>904</b>	<b>491</b>	<b>1794</b>	<b>643</b>	<b>665</b>	<b>1013</b>	<b>1732</b>





### FRANKLIN first preference votes, cont'd

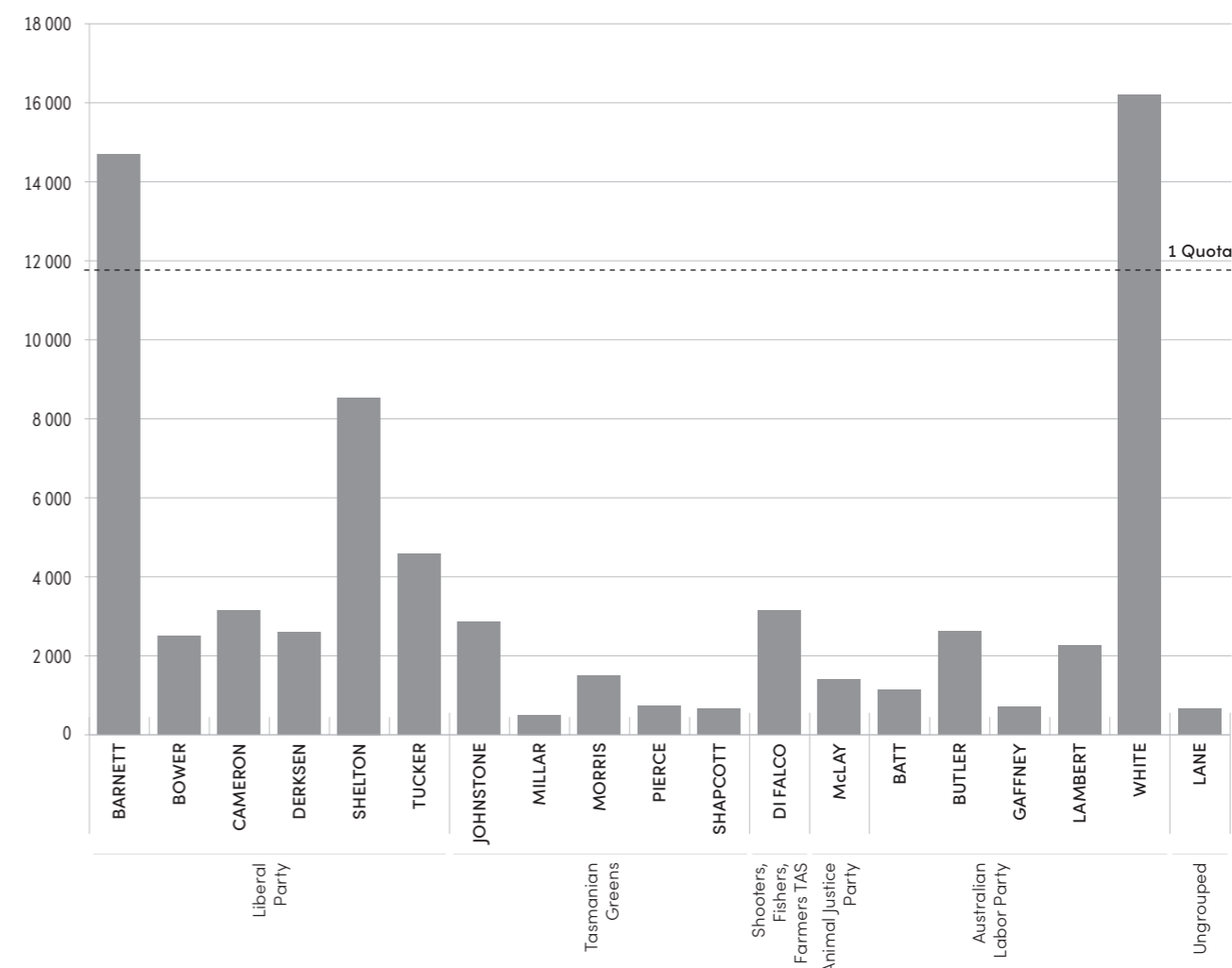
Page 4 of 4

Candidates	Total Ordinary Votes	Special Votes							Total	
		Kingston Pre-Poll	Bellerive Pre-Poll	Hobart Pre-Poll*	Other Out of Division Pre-Poll	Postal	Mobile	Out of Division		Provisional
BROADBY, Shane	538	44	30	10	14	79	3	64	6	788
BYFIELD, Rebecca	420	52	24	7	7	64	3	48	2	627
CAIRNS, Robert	423	27	23	14	15	44	1	41	6	594
<b>Shooters, Fishers, Farmers TAS</b>	<b>1 381</b>	<b>123</b>	<b>77</b>	<b>31</b>	<b>36</b>	<b>187</b>	<b>7</b>	<b>153</b>	<b>14</b>	<b>2 009</b>
CORDOVER, Gideon	407	48	14	15	9	42	0	64	7	606
DARKO, Kit	467	41	25	24	7	36	3	63	5	671
HARRISON, Phoenix	508	58	33	23	9	44	3	64	3	745
VERRIER, Bridget	657	52	52	24	12	54	4	77	7	939
WOODRUFF, Rosalie	7 130	818	517	362	109	645	27	493	60	10 161
<b>Tasmanian Greens</b>	<b>9 169</b>	<b>1 017</b>	<b>641</b>	<b>448</b>	<b>146</b>	<b>821</b>	<b>37</b>	<b>761</b>	<b>82</b>	<b>13 122</b>
BRUMBY, Amy	1 467	85	95	47	31	144	11	126	14	2 020
CANGELOSI, Fabiano	494	52	26	24	11	55	10	45	7	724
O'BYRNE, David	5 227	424	486	211	87	647	48	371	37	7 538
STANDEN, Alison	2 129	166	238	82	48	255	23	136	30	3 107
THORPE, Toby	1 313	105	53	20	22	116	11	95	18	1 753
WINTER, Dean	5 216	977	437	201	73	586	56	271	42	7 859
<b>Australian Labor Party</b>	<b>15 846</b>	<b>1 809</b>	<b>1 335</b>	<b>585</b>	<b>272</b>	<b>1 803</b>	<b>159</b>	<b>1 044</b>	<b>148</b>	<b>23 001</b>
TANNER, Mark	836	84	61	32	15	114	6	71	8	1 227
<b>Animal Justice Party</b>	<b>836</b>	<b>84</b>	<b>61</b>	<b>32</b>	<b>15</b>	<b>114</b>	<b>6</b>	<b>71</b>	<b>8</b>	<b>1 227</b>
ENDERS, Bec	2 229	276	161	69	32	327	30	130	17	3 271
PETRUSMA, Jacquie	9 512	1 253	996	447	211	1 342	137	592	60	14 550
STREET, Nic	3 618	705	327	174	65	591	45	229	29	5 783
WALKER, James	1 628	112	225	66	43	215	45	122	12	2 468
YOUNG, Dean	2 162	301	182	80	52	229	26	138	26	3 196
<b>Liberal Party</b>	<b>19 149</b>	<b>2 647</b>	<b>1 891</b>	<b>836</b>	<b>403</b>	<b>2 704</b>	<b>283</b>	<b>1 211</b>	<b>144</b>	<b>29 268</b>
FLANNERY, Francis	277	27	24	5	3	18	3	20	2	379
SPILIOPOULOS, George	165	10	22	8	3	23	3	14	4	252
<b>Ungrouped</b>	<b>442</b>	<b>37</b>	<b>46</b>	<b>13</b>	<b>6</b>	<b>41</b>	<b>6</b>	<b>34</b>	<b>6</b>	<b>631</b>
<b>Total formal votes</b>	<b>46 823</b>	<b>5 717</b>	<b>4 051</b>	<b>1 945</b>	<b>878</b>	<b>5 670</b>	<b>498</b>	<b>3 274</b>	<b>402</b>	<b>69 258</b>
Informal ballot papers	2 165	220	165	46	40	123	48	213	11	3 031
<b>Total ballot papers</b>	<b>48 988</b>	<b>5 937</b>	<b>4 216</b>	<b>1 991</b>	<b>918</b>	<b>5 793</b>	<b>546</b>	<b>3 487</b>	<b>413</b>	<b>72 289</b>

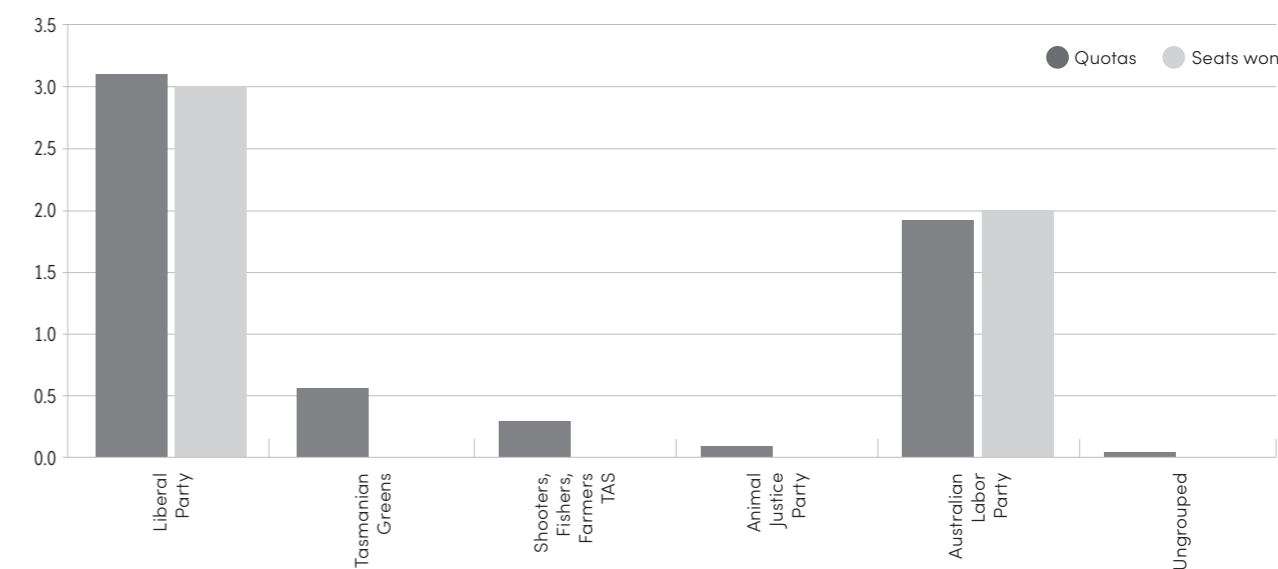
\*Hobart Pre-Poll centre was an out of division polling place for Franklin, but due to the large turnout, has been included separately from the amalgamation of figures from "Other Out of Division Pre-Poll" centres.

### Division of LYONS

#### Candidate first preference totals



#### Number of quotas attained compared with seats won







## LYONS first preference votes, cont'd

Page 5 of 6

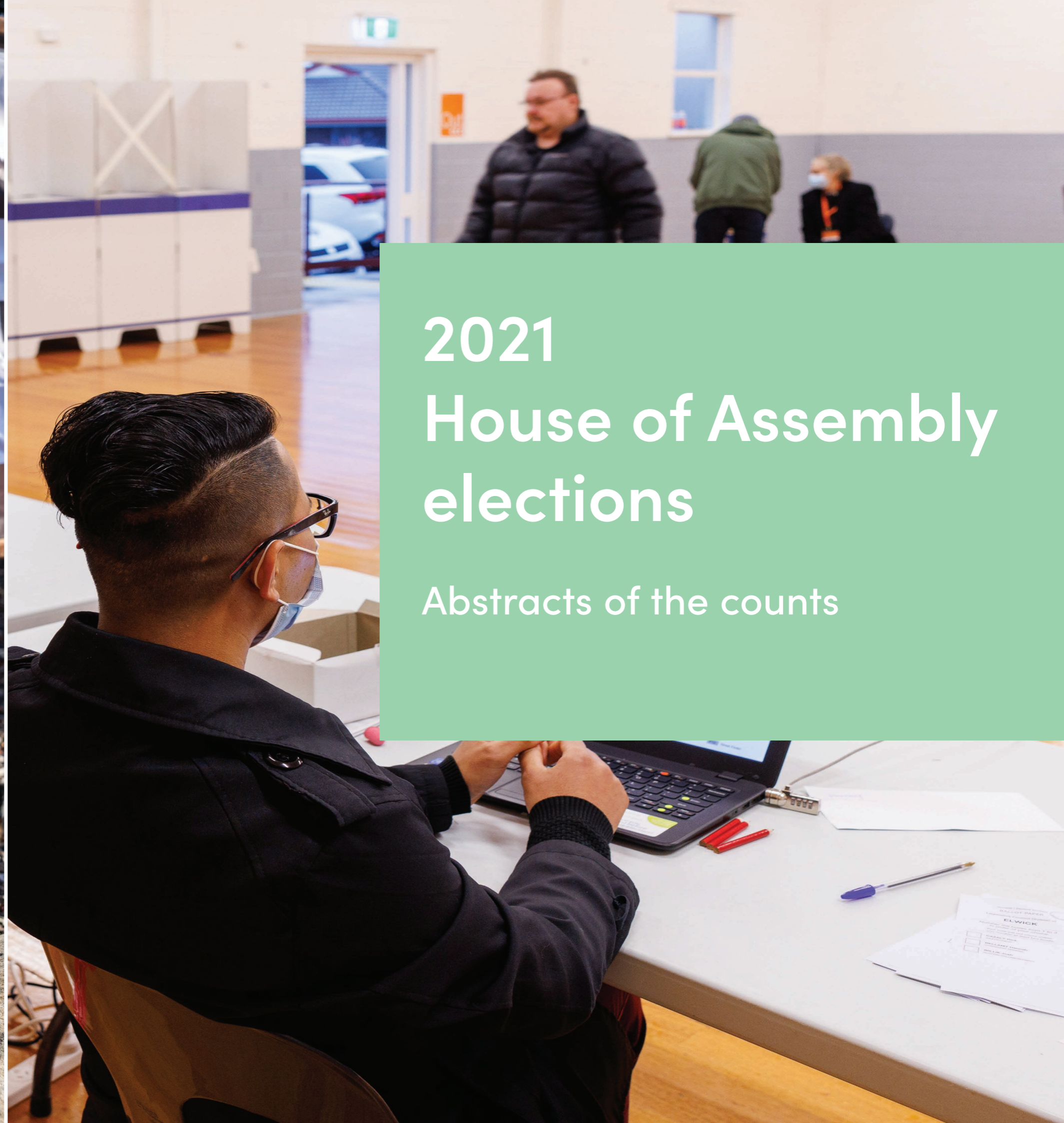
Candidates	St Marys	Swansea	Taranna	Tea Tree	Triabunna	Tunnack	Westbury	Westerway	Wilmot
BARNETT, Guy	56	191	56	52	156	56	260	69	32
BOWER, Susie	6	27	8	6	11	3	100	8	14
CAMERON, Stephanie	14	25	7	12	18	3	76	9	8
DERKSEN, Justin	5	30	3	12	24	9	10	31	5
SHELTON, Mark	33	80	52	21	46	38	159	17	31
TUCKER, John	76	114	31	30	62	23	26	11	11
<b>Liberal Party</b>	<b>190</b>	<b>467</b>	<b>157</b>	<b>133</b>	<b>317</b>	<b>132</b>	<b>631</b>	<b>145</b>	<b>101</b>
JOHNSTONE, Liz	59	52	43	4	18	1	55	23	13
MILLAR, Glenn	4	5	6	1	4	0	4	3	2
MORRIS, Tim	21	7	17	9	6	5	15	13	15
PIERCE, Jill	6	6	12	2	1	1	15	3	9
SHAPCOTT, Isabel	7	4	7	2	1	3	13	4	3
<b>Tasmanian Greens</b>	<b>97</b>	<b>74</b>	<b>85</b>	<b>18</b>	<b>30</b>	<b>10</b>	<b>102</b>	<b>46</b>	<b>42</b>
DI FALCO, Carlo	31	23	8	13	30	20	47	18	8
<b>Shooters, Fishers, Farmers TAS</b>	<b>31</b>	<b>23</b>	<b>8</b>	<b>13</b>	<b>30</b>	<b>20</b>	<b>47</b>	<b>18</b>	<b>8</b>
McLAY, Sharon	16	12	8	7	3	2	21	17	0
<b>Animal Justice Party</b>	<b>16</b>	<b>12</b>	<b>8</b>	<b>7</b>	<b>3</b>	<b>2</b>	<b>21</b>	<b>17</b>	<b>0</b>
BATT, Edwin	8	7	5	3	7	6	13	6	0
BUTLER, Jen	22	19	6	6	9	4	95	12	7
GAFFNEY, Gerard	6	6	5	0	6	0	12	2	3
LAMBERT, Janet	31	7	6	1	7	5	38	8	4
WHITE, Rebecca	136	150	100	44	182	45	201	88	32
<b>Australian Labor Party</b>	<b>203</b>	<b>189</b>	<b>122</b>	<b>54</b>	<b>211</b>	<b>60</b>	<b>359</b>	<b>116</b>	<b>46</b>
LANE, George	11	2	5	1	11	2	6	2	1
<b>Ungrouped</b>	<b>11</b>	<b>2</b>	<b>5</b>	<b>1</b>	<b>11</b>	<b>2</b>	<b>6</b>	<b>2</b>	<b>1</b>
<b>Total formal votes</b>	<b>548</b>	<b>767</b>	<b>385</b>	<b>226</b>	<b>602</b>	<b>226</b>	<b>1 166</b>	<b>344</b>	<b>198</b>
Informal ballot papers	29	31	29	8	43	19	58	27	17
<b>Total ballot papers</b>	<b>577</b>	<b>798</b>	<b>414</b>	<b>234</b>	<b>645</b>	<b>245</b>	<b>1 224</b>	<b>371</b>	<b>215</b>

## LYONS first preference votes, cont'd

Page 6 of 6

Candidates	Total Ordinary Votes	Special votes											Total
		Granton Pre-Poll	New Norfolk Pre-Poll	Sorell Pre-Poll	St Helens Pre-Poll	Launceston Pre-Poll*	Other Out of Division Pre-Poll	Postal	Mobile	Out of Division	Provisional		
BARNETT, Guy	9 401	629	172	648	284	629	355	1 366	88	1 217	32	14 821	
BOWER, Susie	1 598	89	21	104	29	116	85	186	19	258	12	2 517	
CAMERON, Stephanie	2 121	115	19	116	38	118	73	222	21	313	12	3 168	
DERKSEN, Justin	1 704	216	121	103	10	35	47	200	23	153	10	2 622	
SHELTON, Mark	5 691	212	53	305	100	462	197	732	51	790	20	8 613	
TUCKER, John	2 908	180	23	274	323	99	95	309	25	354	29	4 619	
<b>Liberal Party</b>	<b>23 423</b>	<b>1 441</b>	<b>409</b>	<b>1 550</b>	<b>784</b>	<b>1 459</b>	<b>852</b>	<b>3 015</b>	<b>227</b>	<b>3 085</b>	<b>115</b>	<b>36 360</b>	
JOHNSTONE, Liz	2 016	55	13	124	86	81	87	174	6	226	15	2 883	
MILLAR, Glenn	309	18	2	36	5	24	22	35	3	55	2	511	
MORRIS, Tim	915	67	22	80	39	42	48	135	10	139	5	1 502	
PIERCE, Jill	485	18	5	40	10	17	32	41	10	76	3	737	
SHAPCOTT, Isabel	413	11	7	25	12	19	28	48	1	93	3	660	
<b>Tasmanian Greens</b>	<b>4 138</b>	<b>169</b>	<b>49</b>	<b>305</b>	<b>152</b>	<b>183</b>	<b>217</b>	<b>433</b>	<b>30</b>	<b>589</b>	<b>28</b>	<b>6 293</b>	
DI FALCO, Carlo	2 055	186	35	125	43	53	75	265	11	301	26	3 175	
<b>Shooters, Fishers, Farmers TAS</b>	<b>2 055</b>	<b>186</b>	<b>35</b>	<b>125</b>	<b>43</b>	<b>53</b>	<b>75</b>	<b>265</b>	<b>11</b>	<b>301</b>	<b>26</b>	<b>3 175</b>	
McLAY, Sharon	851	59	24	45	35	36	48	158	6	140	9	1 411	
<b>Animal Justice Party</b>	<b>851</b>	<b>59</b>	<b>24</b>	<b>45</b>	<b>35</b>	<b>36</b>	<b>48</b>	<b>158</b>	<b>6</b>	<b>140</b>	<b>9</b>	<b>1 411</b>	
BATT, Edwin	779	71	16	24	12	21	18	92	16	86	6	1 141	
BUTLER, Jen	1 694	233	69	70	86	69	51	185	14	155	9	2 635	
GAFFNEY, Gerard	463	33	7	23	11	22	18	41	7	91	5	721	
LAMBERT, Janet	1 502	108	20	39	43	114	43	148	17	230	14	2 278	
WHITE, Rebecca	10 389	856	318	1 050	245	347	368	1 316	100	1 279	70	16 338	
<b>Australian Labor Party</b>	<b>14 827</b>	<b>1 301</b>	<b>430</b>	<b>1 206</b>	<b>397</b>	<b>573</b>	<b>498</b>	<b>1 782</b>	<b>154</b>	<b>1 841</b>	<b>104</b>	<b>23 113</b>	
LANE, George	432	28	4	36	18	15	13	63	0	60	5	674	
<b>Ungrouped</b>	<b>432</b>	<b>28</b>	<b>4</b>	<b>36</b>	<b>18</b>	<b>15</b>	<b>13</b>	<b>63</b>	<b>0</b>	<b>60</b>	<b>5</b>	<b>674</b>	
<b>Total formal votes</b>	<b>45 726</b>	<b>3 184</b>	<b>951</b>	<b>3 267</b>	<b>1 429</b>	<b>2 319</b>	<b>1 703</b>	<b>5 716</b>	<b>428</b>	<b>6 016</b>	<b>287</b>	<b>71 026</b>	
Informal ballot papers	3 143	259	63	154	83	121	74	157	32	438	15	4 539	
<b>Total ballot papers</b>	<b>48 869</b>	<b>3 443</b>	<b>1 014</b>	<b>3 421</b>	<b>1 512</b>	<b>2 440</b>	<b>1 777</b>	<b>5 873</b>	<b>460</b>	<b>6 454</b>	<b>302</b>	<b>75 565</b>	

\*Launceston Pre-Poll centre was an out of division polling place for Lyons, but due to the large turnout, has been included separately from the amalgamation of figures from "Other Out of Division Pre-Poll" centres.



# 2021 House of Assembly elections

Abstracts of the counts



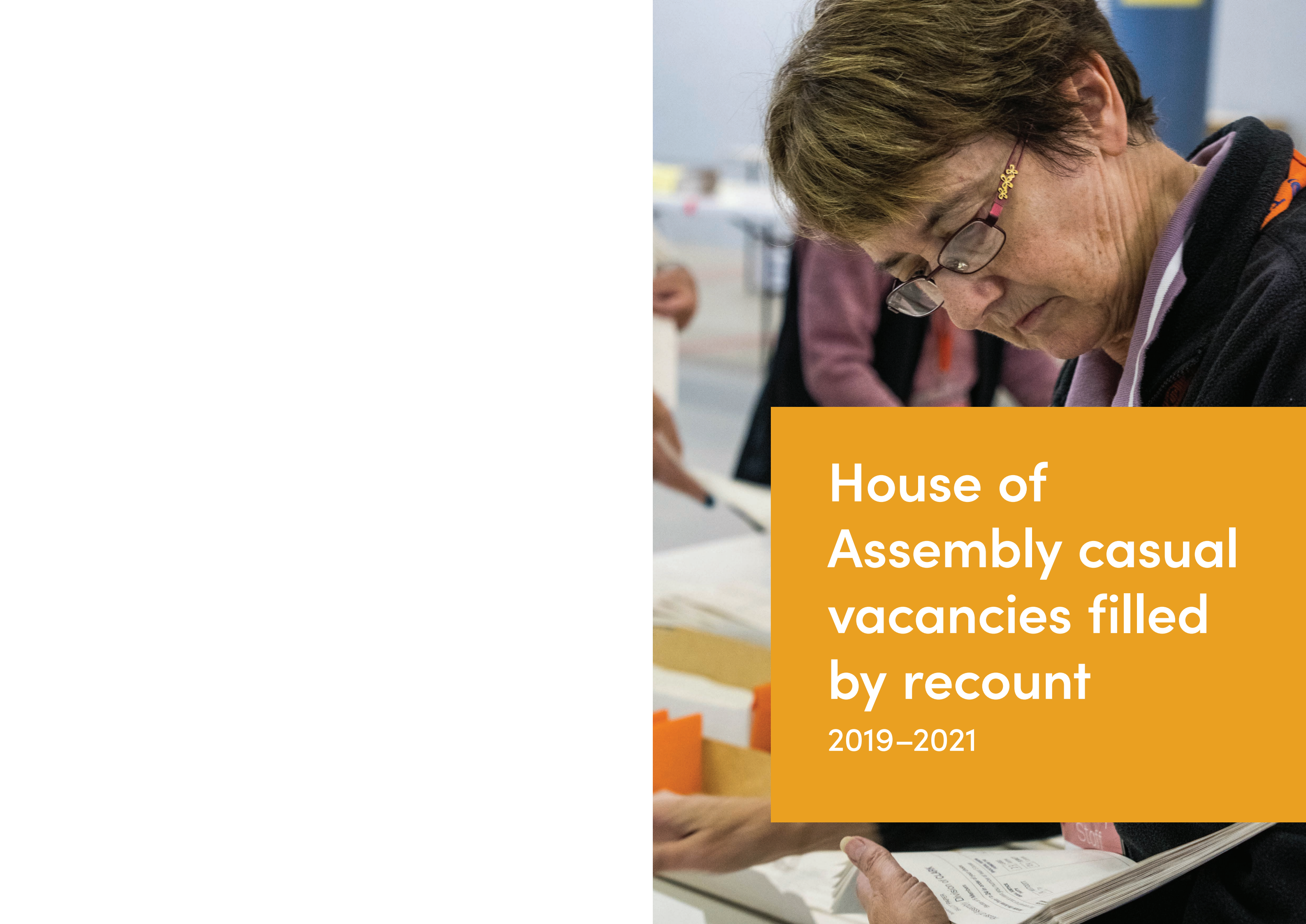










A woman with short brown hair and glasses is looking down at a document in a meeting. She is wearing a dark jacket over a purple top. The background shows other people and a table with papers. An orange box is visible on the table.

# House of Assembly casual vacancies filled by recount

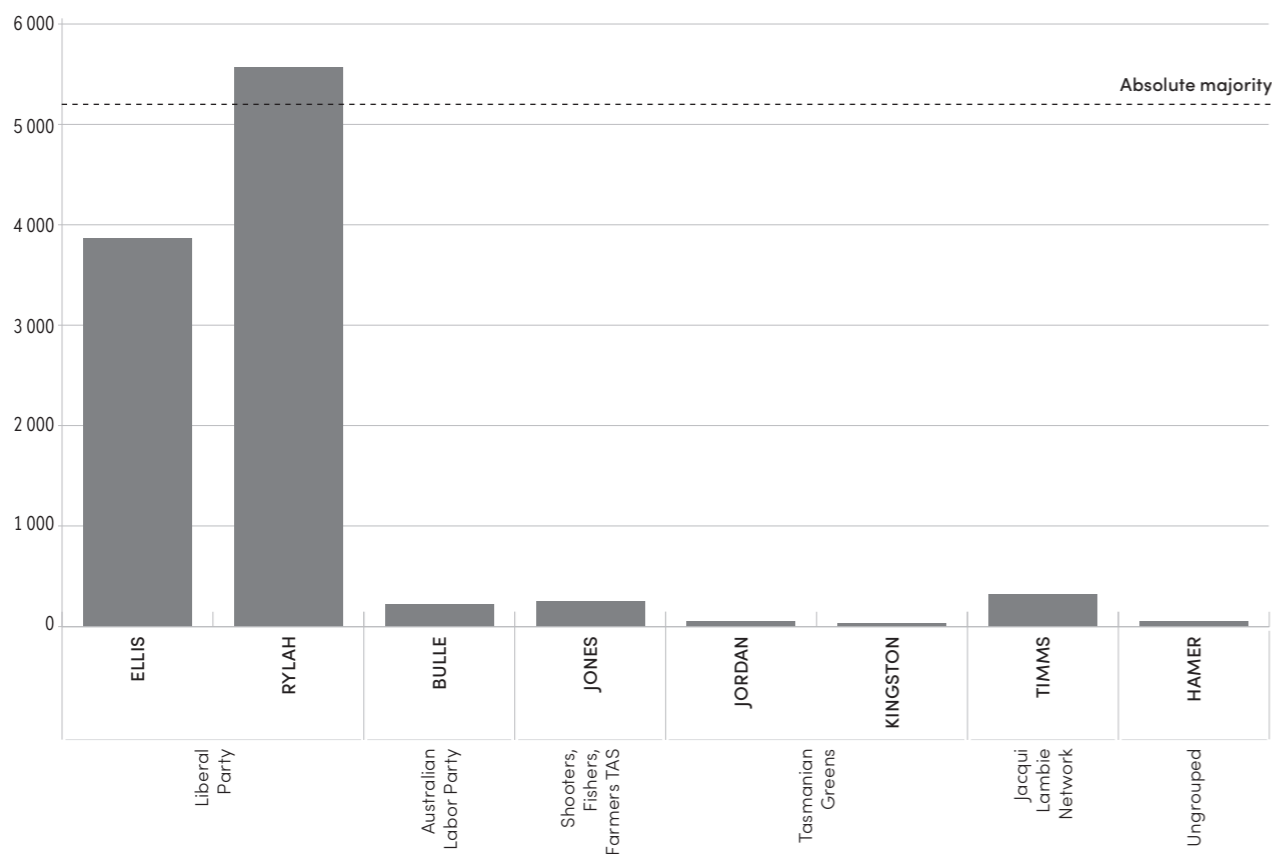
2019–2021

### Division of BRADDON recount conducted 25 February 2019

Following the resignation of Mr Adam Brooks on 11 February 2019

	ELLIS Felix	RYLAH Joan	BULLE Themba	JONES Brenton	JORDAN Scott	KINGSTON Tom	TIMMS Gina	HAMER Liz	Exhausted votes	Lost by fraction	Total votes (the quota)	Absolute majority	Remarks
Counts 1 to 6	3 872	5 574	221	253	54	33	322	50	323	16	10 718	5 198	BROOKS' votes distributed, RYLAH elected
Percentages	37.31%	53.70%	2.13%	2.44%	0.52%	0.32%	3.10%	0.48%					

### Distribution of votes from Adam Brooks

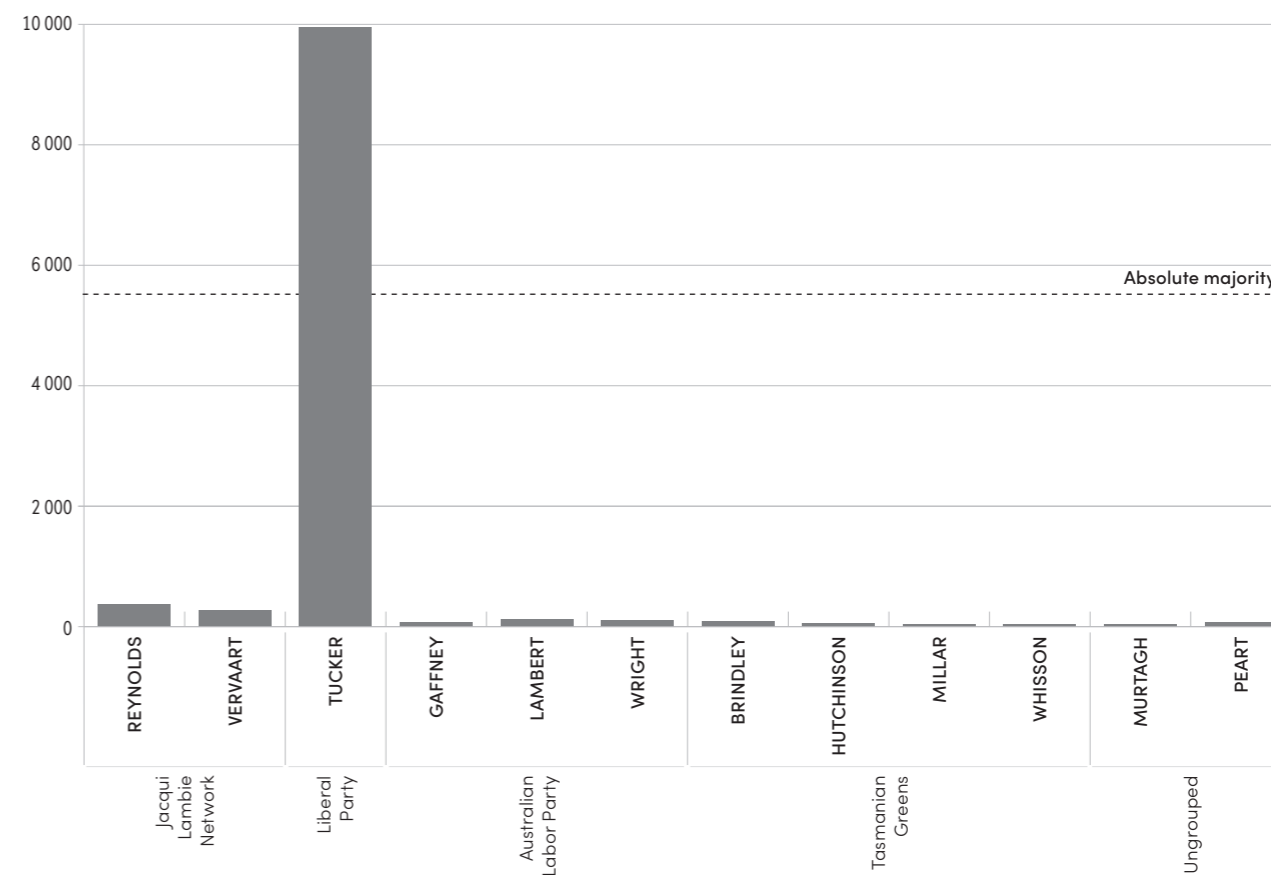


### Division of LYONS recount conducted 12 March 2019

Following the resignation of Mr Rene Hidding MP on 25 February 2019

	REYNOLDS Chris	VERVAART Bob	TUCKER John	GAFFNEY Gerard	LAMBERT Janet	WRIGHT Kylie	BRINDLEY Fraser	HUTCHINSON Helen	MILLAR Glenn	WHISSON Gary	MURTAGH Tennille	PEART Kim	Exhausted votes	Lost by fraction	Total votes (the quota)	Absolute majority	Remarks
Counts 1 to 5	373	275	9 954	81	130	103	97	51	34	39	41	71	266	23	11 538	5 637	HIDDING's votes distributed, TUCKER elected
Percentages	3.32%	2.44%	88.49%	0.72%	1.16%	0.92%	0.86%	0.45%	0.30%	0.35%	0.36%	0.63%					

### Distribution of votes from Rene Hidding

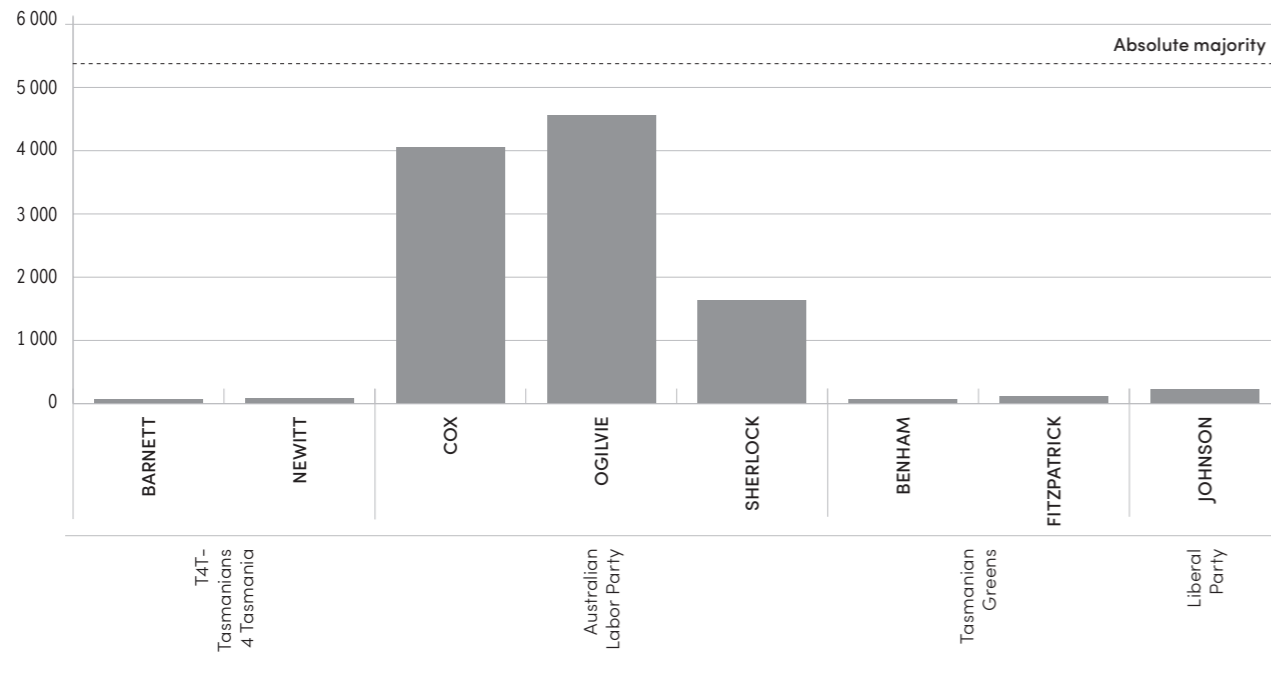


## Division of CLARK recount conducted 10 September 2019

Following the resignation of Mr Scott Bacon on 22 August 2019

		BARNETT Alan	NEWITT Rob	COX Tim	OGILVIE Madeleine	SHERLOCK Zelinda	BENHAM Aaron	FITZPATRICK Mel	JOHNSON Kristy					
Counts 1 to 6	Total	72	90	4 048	4 555	1 634	72	117	229	48	1	10 866	5 410	BACON's votes distributed
Counts 7 to 12	Votes transferred	3	3	18	11	3	-72	22	2	7	3			BENHAM excluded (by lot)
	Total	75	93	4 066	4 566	1 637	0	139	231	55	4	10 866	5 406	
Counts 13 to 18	Votes transferred	-75	25	11	8	3		3	2	21	2			BARNETT excluded
	Total	0	118	4 077	4 574	1 640		142	233	76	6	10 866	5 396	
Counts 19 to 24	Votes transferred		-118	23	23	7		6	13	46	0			NEWITT excluded
	Total		0	4 100	4 597	1 647		148	246	122	6	10 866	5 373	
Counts 25 to 30	Votes transferred			34	34	21		-148	11	49	-1			FITZPATRICK excluded
	Total			4 134	4 631	1 668		0	257	171	5	10 866	5 348	
Counts 31 to 36	Votes transferred			65	75	43			-257	75	-1			JOHNSON excluded
	Total			4 199	4 706	1 711			0	246	4	10 866	5 311	
Counts 37 to 42	Votes transferred			964	658	-1 711				90	-1			SHERLOCK excluded
	Total			5 163	5 364	0				336	3	10 866	5 266	OGILVIE elected
	Percentage			49.05%	50.95%									

## Distribution of votes from Scott Bacon

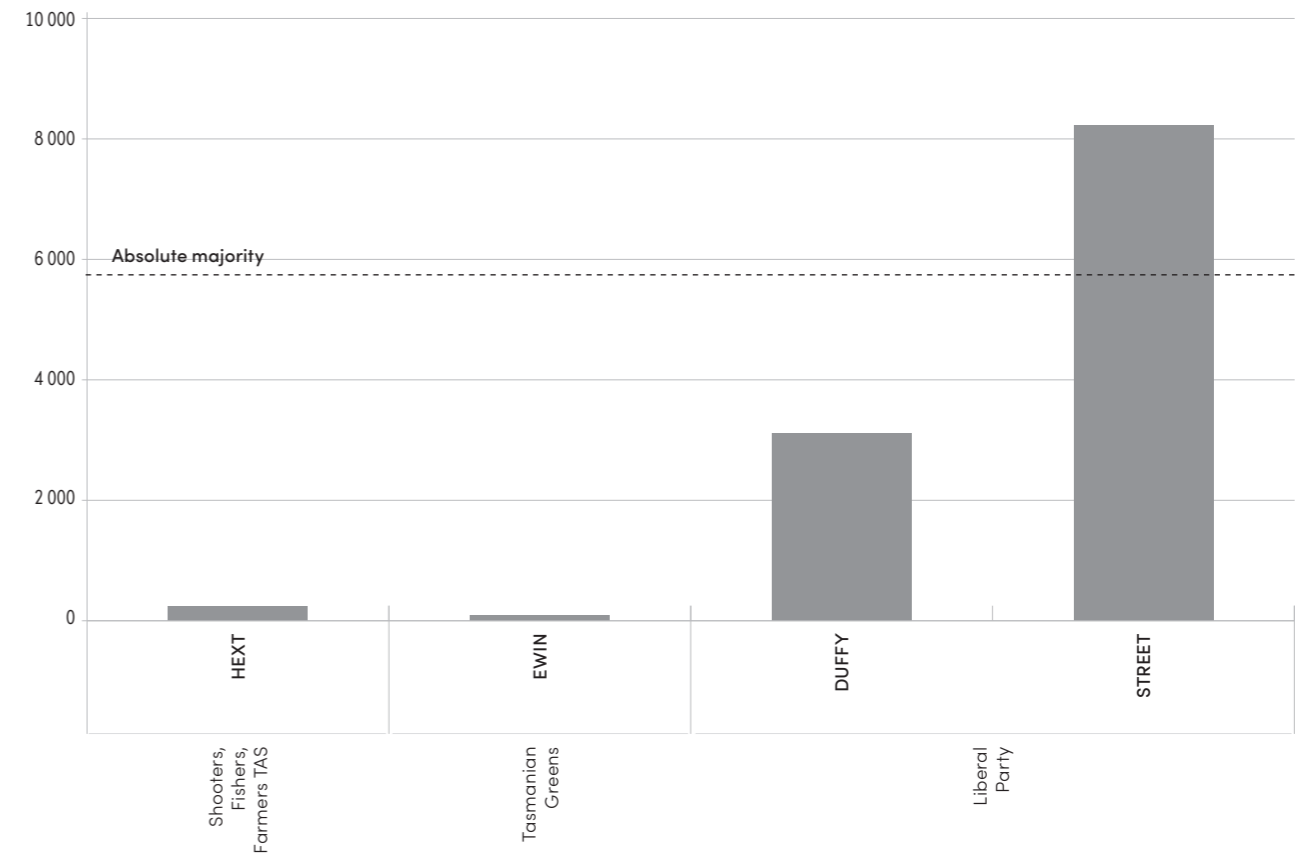


## Division of FRANKLIN recount conducted 5 February 2020

Following the resignation of Mr Will Hodgman MP on 20 January 2020

	HEXT Brendon	EWIN Holly	DUFFY Simon	STREET Nic					
Counts 1 to 6	233	88	3 113	8 219	209	1	11 863	5 828	Hodgman's votes distributed, STREET elected
Percentages	2.00%	0.76%	26.71%	70.53%					

## Distribution of votes from Will Hodgman



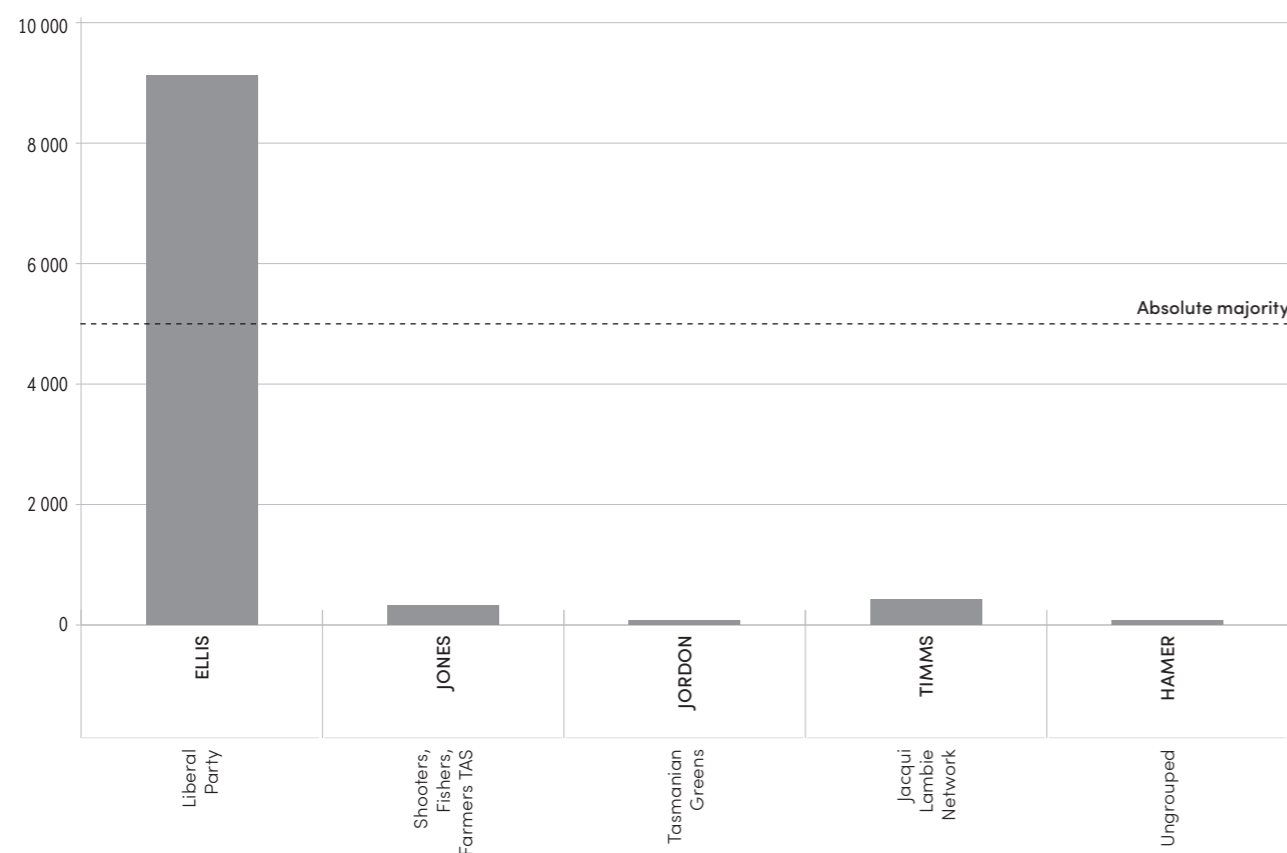
### Division of BRADDON recount conducted 17 August 2020

Following the resignation of Mrs Joan Rylah on 27 July 2020

	ELLIS Felix	JONES Brenton	JORDAN Scott	TIMMS Gina	HAMER Liz	Exhausted votes	Lost by fraction	Total votes (the quota)	Absolute majority	Remarks
Counts 1 to 6	9 121	319	81	428	74	682	13	10 718	5 019	BROOKS' votes distributed*, ELLIS elected
Percentages	91.00%	3.18%	0.81%	4.27%	0.74%					

\* As Mrs Rylah was elected from the 2019 recount for Mr Brooks, only Mr Brooks' ballot papers are used for this recount.

### Distribution of votes from Joan Rylah

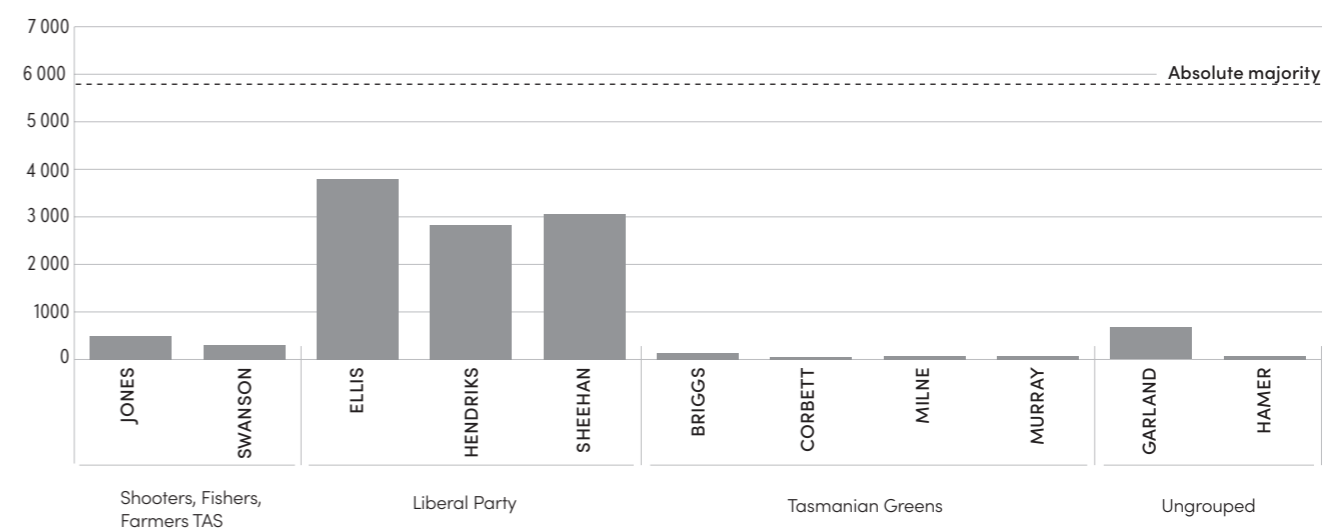


### Division of BRADDON recount conducted 2-3 June 2021

Following the resignation of Mr Adam Brooks on 14 May 2021

		Shooters, Fishers, Farmers TAS		Liberal Party			Tasmanian Greens			Ungrouped		Exhausted votes	Lost (gain) by fraction	Total votes (the quota)	Absolute majority	Remarks	
		JONES Brenton	SWANSON Kim	ELLIS Felix	HENDRIKS Lara	SHEEHAN Stacey	BRIGGS Darren	CORBETT Maureen	MILNE Tammy	MURRAY Emily	GARLAND Craig						HAMER Liz
Counts 1 to 5	Total	497	300	3 800	2 823	3 057	143	57	71	72	673	80	70	18	11 661	5 796	BROOKS' votes distributed
Counts 6 to 9	Votes transferred	6	3	3	2	2	13	-57	6	6	2	5	2	7			CORBETT excluded
	Total	503	303	3 803	2 825	3 059	156	0	77	78	675	85	72	25	11 661	5 795	
Counts 10 to 13	Votes transferred	3	3	6	9	9	8		-77	23	3	2	6	5			MILNE excluded
	Total	506	306	3 809	2 834	3 068	164		0	101	678	87	78	30	11 661	5 792	
Counts 14 to 18	Votes transferred	6	12	8	8	5	2			4	36	-87	2	4			HAMER excluded
	Total	512	318	3 817	2 842	3 073	166			105	714	0	80	34	11 661	5 791	
Counts 19 to 22	Votes transferred	6	4	5	6	9	59		-105	6			10	0			MURRAY excluded
	Total	518	322	3 822	2 848	3 082	225		0	720			90	34	11 661	5 786	
Counts 23 to 27	Votes transferred	25	16	23	32	39	-225				57		29	4			BRIGGS excluded
	Total	543	338	3 845	2 880	3 121	0				777		119	38	11 661	5 772	
Counts 28 to 32	Votes transferred	260	-338	12	14	14					12		25	1			SWANSON excluded
	Total	803	0	3 857	2 894	3 135					789		144	39	11 661	5 759	
Counts 33 to 37	Votes transferred	218		170	134	150					-789		114	3			GARLAND excluded
	Total	1 021		4 027	3 028	3 285					0		258	42	11 661	5 702	
Counts 38 to 42	Votes transferred	-1 021		226	273	319							205	(2)			JONES excluded
	Total	0		4 253	3 301	3 604							463	40	11 661	5 600	
Counts 43 to 47	Votes transferred			1 628	-3 301	1 528							152	(7)			HENDRIKS excluded
	Total			5 881	0	5 132							615	33	11 661	5 524	ELLIS elected
	Percentage			53.40%		46.59%											

### Distribution of votes from Adam Brooks





# Appendices



# Appendix A

## Informal ballot paper surveys

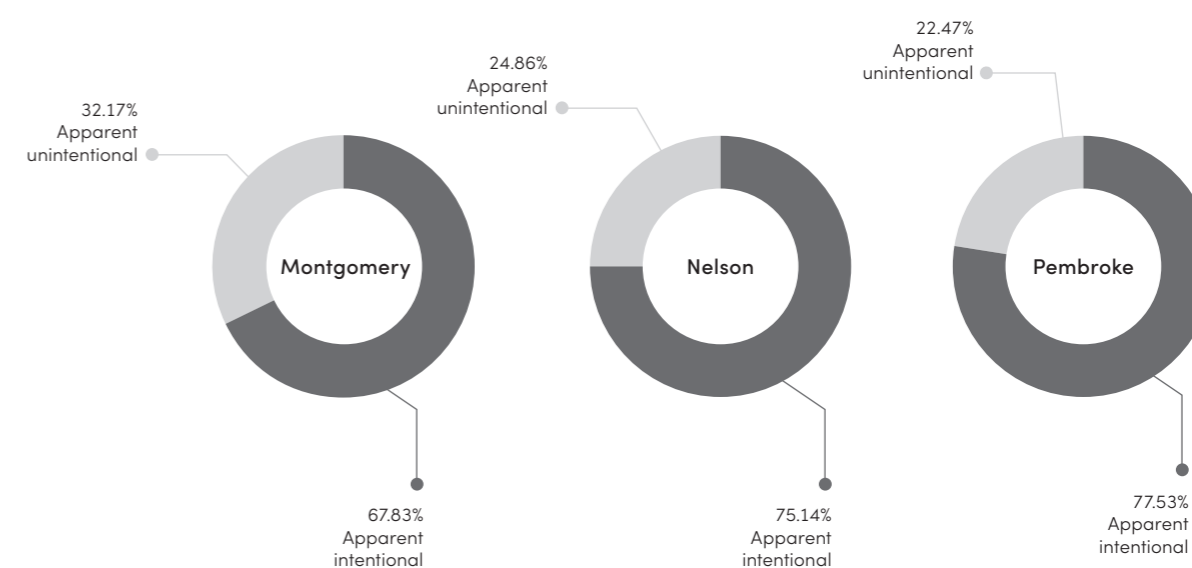
2019–2021 Legislative Council elections

2021 House of Assembly elections

### 2019 Legislative Council elections

#### Informal ballot paper survey

	Montgomery	Nelson	Pembroke	Total
<b>Apparent intentional informal voting</b>				
Blank	240	181	194	615
Deliberate informal or scribble/messages only	363	230	296	889
<b>Total</b>	<b>603</b>	<b>411</b>	<b>490</b>	<b>1 504</b>
<b>Apparent unintentional informality</b>				
Contains writing identifying elector	1	0	0	1
Contains only ticks or crosses	158	43	58	259
No first preference	18	3	6	27
Repetitions or omissions	77	81	70	228
Two or more first preferences	32	9	8	49
<b>Total</b>	<b>286</b>	<b>136</b>	<b>142</b>	<b>564</b>
<b>Total</b>	<b>889</b>	<b>547</b>	<b>632</b>	<b>2 068</b>

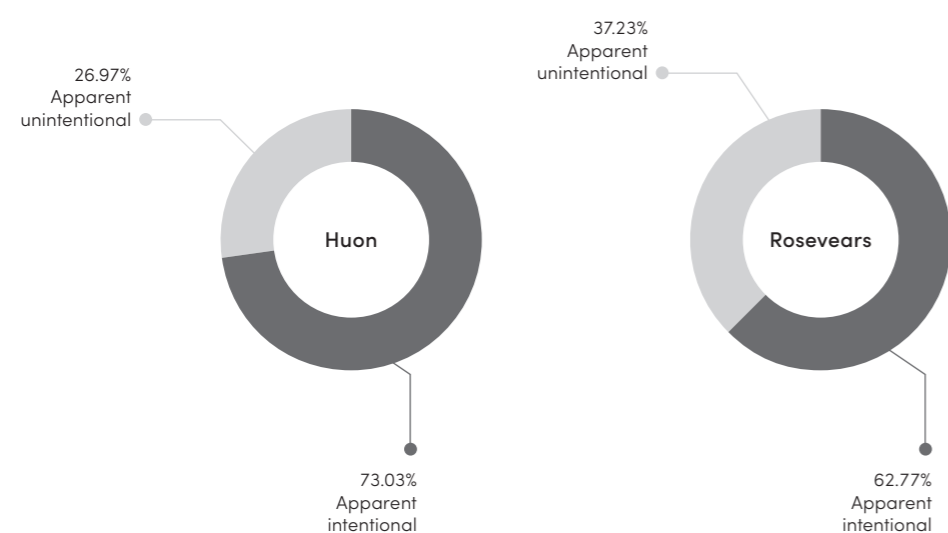




## 2020 Legislative Council elections

### Informal ballot paper survey

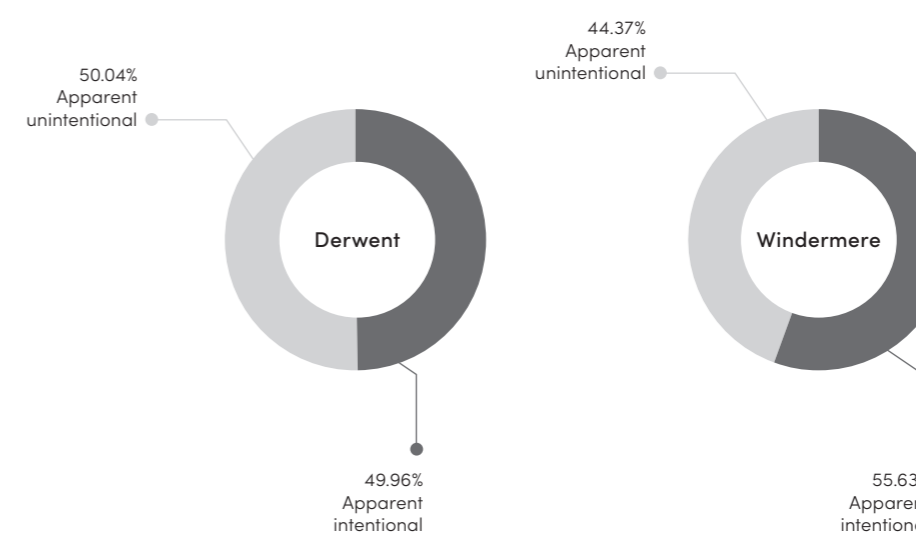
	Huon	Rosevears	Total
<b>Apparent intentional informal voting</b>			
Blank	202	117	319
Deliberate informal or scribble/messages only	215	173	388
<b>Total</b>	<b>417</b>	<b>290</b>	<b>707</b>
<b>Apparent unintentional informality</b>			
Contains writing identifying elector	1	2	3
Contains only ticks or crosses	71	104	175
No first preference	1	0	1
Repetitions or omissions	81	66	147
Two or more first preferences	0	0	0
<b>Total</b>	<b>154</b>	<b>172</b>	<b>326</b>
<b>Total</b>	<b>571</b>	<b>462</b>	<b>1 033</b>



## 2021 Legislative Council elections

### Informal ballot paper survey

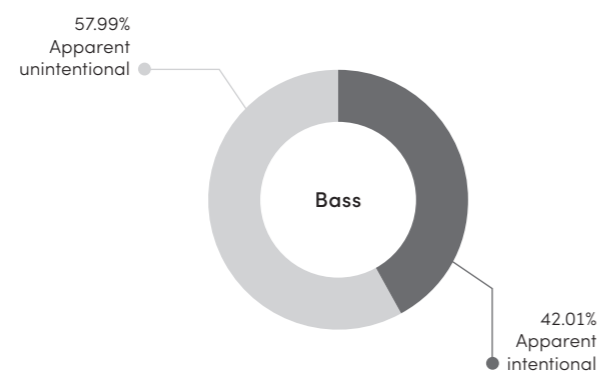
	Derwent	Windermere	Total
<b>Apparent intentional informal voting</b>			
Blank	295	315	610
Deliberate informal or scribble/messages only	313	288	601
<b>Total</b>	<b>608</b>	<b>603</b>	<b>1 211</b>
<b>Apparent unintentional informality</b>			
Contains writing identifying elector	0	0	0
Contains only ticks or crosses	448	269	717
No first preference	17	29	46
Repetitions or omissions	137	159	296
Two or more first preferences	7	24	31
<b>Total</b>	<b>609</b>	<b>481</b>	<b>1 090</b>
<b>Total</b>	<b>1 217</b>	<b>1 084</b>	<b>2 301</b>



## 2021 House of Assembly elections

### Division of Bass – Informal ballot paper survey

Apparent intentional informal voting	
Blank	729
Deliberate informal or scribble/messages only	760
<b>Total</b>	<b>1 489</b>
Apparent unintentional informality	
Contains writing identifying elector	0
Contains only ticks or crosses	649
Some numbers but no first preference	81
One first preference, but includes repetitions or omissions between 2 and 5	709
Two or more first preferences	
• 2 first preferences	290
• 3 first preferences	98
• 4 first preferences	37
• 5 first preferences	147
• greater than 5 first preferences	44
<b>Total</b>	<b>2 055</b>
<b>Total</b>	<b>3 544</b>



### Division of Bass – Repetitions and omissions

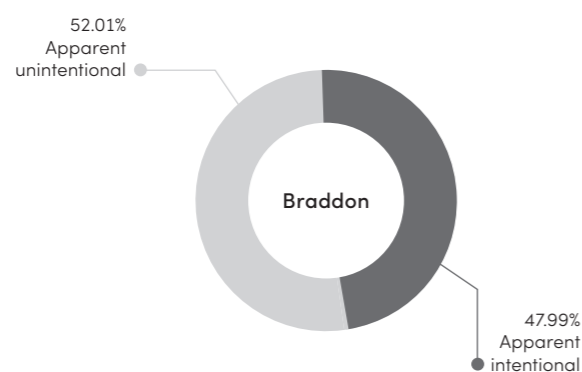
This table shows a break up of the informal ballot paper category "One first preference, but includes repetitions or omissions between 2 and 5". The number of ballot papers are listed against the candidate who received the first preference, and by the subsequent preference that was repeated or omitted.

	Repeated preference					Omitted preference					Total
	2	3	4	5	Total	2	3	4	5	Total	
<b>Liberal Party</b>											
ALEXANDER, Lara	1	2	2	1	6	4	3	1	1	9	15
COURTNEY, Sarah	3	3	0	0	6	2	4	4	6	16	22
FERGUSON, Michael	7	7	4	5	23	14	7	3	7	31	54
GUTWEIN, Peter	34	37	38	20	129	65	39	46	17	167	296
KEISER, Greg	2	1	0	0	3	2	1	2	0	5	8
WOOD, Simon	2	0	0	1	3	4	2	2	3	11	14
<b>Australian Labor Party</b>											
FINLAY, Janie	5	10	5	2	22	7	6	6	2	21	43
HINDS, Adrian	2	2	2	4	10	5	4	2	1	12	22
HOUSTON, Jennifer	2	0	2	5	9	1	2	0	3	6	15
O'BYRNE, Michelle	11	3	11	12	37	14	9	3	8	34	71
POWELL, Owen	1	2	1	2	6	5	3	1	1	10	16
<b>Tasmanian Greens</b>											
DAVENPORT, Jack	3	1	1	0	5	1	1	1	1	4	9
HALL, Tom	1	0	1	0	2	1	0	0	0	1	3
HOUGHTON, Mitchell	0	2	1	2	5	1	0	0	0	1	6
LAYTON-BENNETT, Anne	2	1	0	0	3	1	1	0	0	2	5
ROSOL, Cecily	1	1	0	1	3	0	1	0	1	2	5
<b>Shooters, Fishers, Farmers TAS</b>											
HARVEY, Andrew	3	5	5	2	15	26	12	10	1	49	64
<b>Animal Justice Party</b>											
WOODBURY, Sue	2	4	1	2	9	17	1	6	1	25	34
<b>Ungrouped</b>											
RAMAGE, Roy	0	1	0	0	1	3	1	2	0	6	7
<b>Total</b>	<b>82</b>	<b>82</b>	<b>74</b>	<b>59</b>	<b>297</b>	<b>173</b>	<b>97</b>	<b>89</b>	<b>53</b>	<b>412</b>	<b>709</b>

## 2021 House of Assembly elections

### Division of Braddon – Informal ballot paper survey

Apparent intentional informal voting	
Blank	923
Deliberate informal or scribble/messages only	979
<b>Total</b>	<b>1 902</b>
Apparent unintentional informality	
Contains writing identifying elector	0
Contains only ticks or crosses	682
Some numbers but no first preference	109
One first preference, but includes repetitions or omissions between 2 and 5	632
Two or more first preferences	
• 2 first preferences	275
• 3 first preferences	62
• 4 first preferences	52
• 5 first preferences	56
• greater than 5 first preferences	193
<b>Total</b>	<b>2 061</b>
<b>Total</b>	<b>3 963</b>



### Division of Braddon – Repetitions and omissions

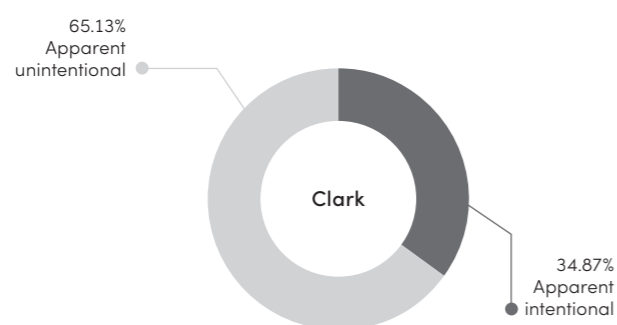
This table shows a break up of the informal ballot paper category "One first preference, but includes repetitions or omissions between 2 and 5". The number of ballot papers are listed against the candidate who received the first preference, and by the subsequent preference that was repeated or omitted.

	Repeated preference					Omitted preference					Total
	2	3	4	5	Total	2	3	4	5	Total	
<b>Liberal Party</b>											
BROOKS, Adam	4	3	2	3	12	22	15	10	5	52	64
ELLIS, Felix	2	2	2	3	9	15	7	7	3	32	41
HENDRIKS, Lara	2	2	0	2	6	4	3	5	2	14	20
JAENSCH, Roger	0	2	4	1	7	6	3	7	3	19	26
ROCKLIFF, Jeremy	5	8	16	12	41	26	16	12	14	68	109
SHEEHAN, Stacey	0	1	0	0	1	5	1	0	3	9	10
<b>Australian Labor Party</b>											
BROAD, Shane	8	4	3	12	27	15	7	2	3	27	54
DIPROSE, Amanda	1	2	0	3	6	3	1	1	1	6	12
DOW, Anita	7	3	2	4	16	9	4	1	12	26	42
KEAY, Justine	4	2	1	3	10	6	6	0	6	18	28
RIPPON, Michelle	1	0	3	1	5	4	5	2	5	16	21
<b>Tasmanian Greens</b>											
BRIGGS, Darren	0	1	1	0	2	2	2	0	1	5	7
CORBETT, Maureen	1	0	0	0	1	0	0	0	0	0	1
MILNE, Tammy	2	0	1	2	5	0	0	1	1	2	7
MURRAY, Emily	0	0	0	0	0	2	0	1	2	5	5
PARSONS, Phill	0	0	0	0	0	1	1	0	1	3	3
<b>Shooters, Fishers, Farmers TAS</b>											
JONES, Brenton	5	2	2	2	11	11	32	5	2	50	61
SWANSON, Kim	1	2	2	2	7	7	15	4	4	30	37
<b>Ungrouped</b>											
GARLAND, Craig	6	4	4	0	14	23	15	8	3	49	63
HAMER, Liz	2	0	0	0	2	3	0	2	2	7	9
MORGAN, Matthew	1	1	0	0	2	3	1	6	0	10	12
<b>Total</b>	<b>52</b>	<b>39</b>	<b>43</b>	<b>50</b>	<b>184</b>	<b>167</b>	<b>134</b>	<b>74</b>	<b>73</b>	<b>448</b>	<b>632</b>

## 2021 House of Assembly elections

### Division of Clark – Informal ballot paper survey

Apparent intentional informal voting	
Blank	586
Deliberate informal or scribble/messages only	592
<b>Total</b>	<b>1 178</b>
Apparent unintentional informality	
Contains writing identifying elector	2
Contains only ticks or crosses	730
Some numbers but no first preference	76
One first preference, but includes repetitions or omissions between 2 and 5	668
Two or more first preferences	
• 2 first preferences	366
• 3 first preferences	84
• 4 first preferences	45
• 5 first preferences	155
• greater than 5 first preferences	74
<b>Total</b>	<b>2 200</b>
<b>Total</b>	<b>3 378</b>



### Division of Clark – Repetitions and omissions

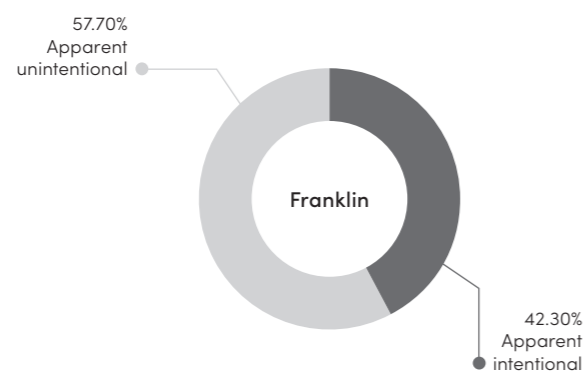
This table shows a break up of the informal ballot paper category "One first preference, but includes repetitions or omissions between 2 and 5". The number of ballot papers are listed against the candidate who received the first preference, and by the subsequent preference that was repeated or omitted.

	Repeated preference					Omitted preference					Total
	2	3	4	5	Total	2	3	4	5	Total	
<b>Liberal Party</b>											
ARCHER, Elise	12	4	15	10	41	12	7	8	11	38	79
BEHRAKIS, Simon	2	0	6	6	14	5	2	4	2	13	27
COATS, Will	6	1	1	2	10	4	2	0	0	6	16
LENNON, Harvey	1	0	1	2	4	3	2	1	2	8	12
OGILVIE, Madeleine	7	9	8	11	35	4	5	4	2	15	50
<b>Australian Labor Party</b>											
CARNES, Deb	1	0	2	1	4	5	2	4	3	14	18
CLARK, Chris	3	1	4	3	11	2	4	0	0	6	17
DAVIS, Simon	6	3	3	3	15	5	2	2	3	12	27
HADDAD, Ella	13	4	10	6	33	11	5	5	4	25	58
MITCHELL, Sam	0	1	3	1	5	2	0	4	4	10	15
<b>Tasmanian Greens</b>											
BAYLEY, Vica	1	1	1	1	4	4	1	3	0	8	12
O'CONNOR, Cassy	12	9	11	10	42	7	5	3	5	20	62
SMITH, Tim	2	1	1	0	4	0	2	1	1	4	8
TAYLOR, Bec	2	0	0	3	5	0	0	1	1	2	7
VOLF, Nathan	2	1	2	2	7	0	1	1	1	3	10
<b>Shooters, Fishers, Farmers TAS</b>											
BENNETT, Lorraine	2	0	0	0	2	1	4	2	0	7	9
LARGE, Andrew	1	0	1	1	3	1	12	3	0	16	19
<b>Animal Justice Party</b>											
WESTCOTT, Tim	2	1	3	1	7	4	6	2	1	13	20
<b>Federation Party Australia</b>											
STRINGER, Justin	0	0	0	1	1	4	2	1	1	8	9
<b>Group B</b>											
JOHNSTON, Kristie	12	14	12	7	45	16	17	11	8	52	97
<b>Group G</b>											
HICKEY, Sue	7	6	16	4	33	27	10	8	4	49	82
<b>Ungrouped</b>											
DUTTA, Mike	2	0	1	0	3	2	0	0	0	2	5
EWIN, Jax	3	0	0	0	3	0	0	1	3	4	7
GERSHWIN, Lisa	1	0	1	0	2	0	0	0	0	0	2
<b>Total</b>	<b>100</b>	<b>56</b>	<b>102</b>	<b>75</b>	<b>333</b>	<b>119</b>	<b>91</b>	<b>69</b>	<b>56</b>	<b>335</b>	<b>668</b>

## 2021 House of Assembly elections

### Division of Franklin – Informal ballot paper survey

Apparent intentional informal voting	
Blank	635
Deliberate informal or scribble/messages only	647
<b>Total</b>	<b>1 282</b>
Apparent unintentional informality	
Contains writing identifying elector	3
Contains only ticks or crosses	671
Some numbers but no first preference	89
One first preference, but includes repetitions or omissions between 2 and 5	520
Two or more first preferences	
• 2 first preferences	234
• 3 first preferences	49
• 4 first preferences	26
• 5 first preferences	41
• greater than 5 first preferences	116
<b>Total</b>	<b>1 749</b>
<b>Total</b>	<b>3 031</b>



### Division of Franklin – Repetitions and omissions

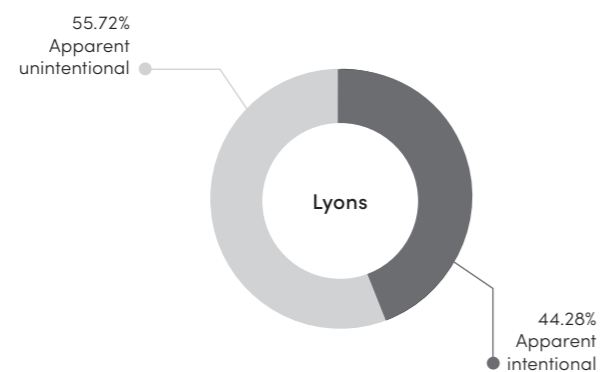
This table shows a break up of the informal ballot paper category "One first preference, but includes repetitions or omissions between 2 and 5". The number of ballot papers are listed against the candidate who received the first preference, and by the subsequent preference that was repeated or omitted.

	Repeated preference					Omitted preference					Total
	2	3	4	5	Total	2	3	4	5	Total	
<b>Liberal Party</b>											
ENDERS, Bec	1	1	3	4	9	3	1	3	1	8	17
PETRUSMA, Jacquie	13	11	5	11	40	8	12	5	7	32	72
STREET, Nic	3	4	3	6	16	2	2	2	5	11	27
WALKER, James	2	0	2	6	10	4	3	0	1	8	18
YOUNG, Dean	4	1	2	4	11	1	5	0	3	9	20
<b>Australian Labor Party</b>											
BRUMBY, Amy	2	0	0	0	2	2	1	0	4	7	9
CANGELOSI, Fabiano	1	1	3	0	5	4	2	1	0	7	12
O'BYRNE, David	8	4	6	3	21	11	12	5	5	33	54
STANDEN, Alison	4	2	2	4	12	4	3	3	0	10	22
THORPE, Toby	3	0	2	0	5	5	1	5	1	12	17
WINTER, Dean	14	7	8	5	34	13	7	6	9	35	69
<b>Tasmanian Greens</b>											
CORDOVER, Gideon	1	0	0	2	3	1	2	1	1	5	8
DARKO, Kit	0	1	0	0	1	1	0	1	0	2	3
HARRISON, Phoenix	2	0	0	1	3	1	2	0	1	4	7
VERRIER, Bridget	0	0	0	2	2	1	0	3	0	4	6
WOODRUFF, Rosalie	8	8	9	15	40	1	8	3	3	15	55
<b>Shooters, Fishers, Farmers TAS</b>											
BROADBY, Shane	3	3	1	0	7	2	0	15	0	17	24
BYFIELD, Rebecca	1	0	2	0	3	2	4	9	0	15	18
CAIRNS, Robert	3	3	0	0	6	3	0	14	3	20	26
<b>Animal Justice Party</b>											
TANNER, Mark	3	0	0	0	3	15	3	3	1	22	25
<b>Ungrouped</b>											
FLANNERY, Francis	0	0	1	1	2	0	1	1	0	2	4
SPILOPOULOS, George	1	1	0	0	2	3	2	0	0	5	7
<b>Total</b>	<b>77</b>	<b>47</b>	<b>49</b>	<b>64</b>	<b>237</b>	<b>87</b>	<b>71</b>	<b>80</b>	<b>45</b>	<b>283</b>	<b>520</b>

## 2021 House of Assembly elections

### Division of Lyons – Informal ballot paper survey

Apparent intentional informal voting	
Blank	1 033
Deliberate informal or scribble/messages only	977
<b>Total</b>	<b>2 010</b>
Apparent unintentional informality	
Contains writing identifying elector	2
Contains only ticks or crosses	795
Some numbers but no first preference	127
One first preference, but includes repetitions or omissions between 2 and 5	817
Two or more first preferences	
• 2 first preferences	416
• 3 first preferences	122
• 4 first preferences	53
• 5 first preferences	49
• greater than 5 first preferences	148
<b>Total</b>	<b>2 529</b>
<b>Total</b>	<b>4 539</b>



### Division of Lyons – Repetitions and omissions

This table shows a break up of the informal ballot paper category "One first preference, but includes repetitions or omissions between 2 and 5". The number of ballot papers are listed against the candidate who received the first preference, and by the subsequent preference that was repeated or omitted.

	Repeated preference					Omitted preference					Total
	2	3	4	5	Total	2	3	4	5	Total	
<b>Liberal Party</b>											
BARNETT, Guy	16	13	16	7	<b>52</b>	14	14	11	14	<b>53</b>	<b>105</b>
BOWER, Susie	7	1	5	0	<b>13</b>	3	1	6	4	<b>14</b>	<b>27</b>
CAMERON, Stephanie	4	5	7	6	<b>22</b>	10	2	3	5	<b>20</b>	<b>42</b>
DERKSEN, Justin	2	2	1	2	<b>7</b>	10	5	6	3	<b>24</b>	<b>31</b>
SHELTON, Mark	10	6	7	7	<b>30</b>	14	6	9	8	<b>37</b>	<b>67</b>
TUCKER, John	10	3	7	3	<b>23</b>	18	4	9	9	<b>40</b>	<b>63</b>
<b>Australian Labor Party</b>											
BATT, Edwin	1	2	0	0	<b>3</b>	6	1	2	0	<b>9</b>	<b>12</b>
BUTLER, Jen	3	1	5	4	<b>13</b>	6	7	2	5	<b>20</b>	<b>33</b>
GAFFNEY, Gerard	4	0	2	1	<b>7</b>	1	1	1	1	<b>4</b>	<b>11</b>
LAMBERT, Janet	3	1	1	0	<b>5</b>	6	8	6	7	<b>27</b>	<b>32</b>
WHITE, Rebecca	21	10	17	13	<b>61</b>	35	12	16	20	<b>83</b>	<b>144</b>
<b>Tasmanian Greens</b>											
JOHNSTONE, Liz	2	2	3	5	<b>12</b>	1	2	1	1	<b>5</b>	<b>17</b>
MILLAR, Glenn	1	1	0	0	<b>2</b>	3	0	1	1	<b>5</b>	<b>7</b>
MORRIS, Tim	1	0	0	3	<b>4</b>	0	1	0	0	<b>1</b>	<b>5</b>
PIERCE, Jill	0	0	0	1	<b>1</b>	2	0	1	1	<b>4</b>	<b>5</b>
SHAPCOTT, Isabel	0	0	0	2	<b>2</b>	0	2	4	1	<b>7</b>	<b>9</b>
<b>Shooters, Fishers, Farmers TAS</b>											
DI FALCO, Carlo	6	11	8	6	<b>31</b>	82	23	15	7	<b>127</b>	<b>158</b>
<b>Animal Justice Party</b>											
McLAY, Sharon	2	2	0	1	<b>5</b>	19	1	5	5	<b>30</b>	<b>35</b>
<b>Ungrouped</b>											
LANE, George	1	3	3	0	<b>7</b>	6	0	1	0	<b>7</b>	<b>14</b>
<b>Total</b>	<b>94</b>	<b>63</b>	<b>82</b>	<b>61</b>	<b>300</b>	<b>236</b>	<b>90</b>	<b>99</b>	<b>92</b>	<b>517</b>	<b>817</b>

# Appendix B

---

Last 3 periodic cycles  
of Legislative Council  
elections

2004–2021

Last 6 House of Assembly  
elections

1 May 2021

3 March 2018

15 March 2014

20 March 2010

18 March 2006

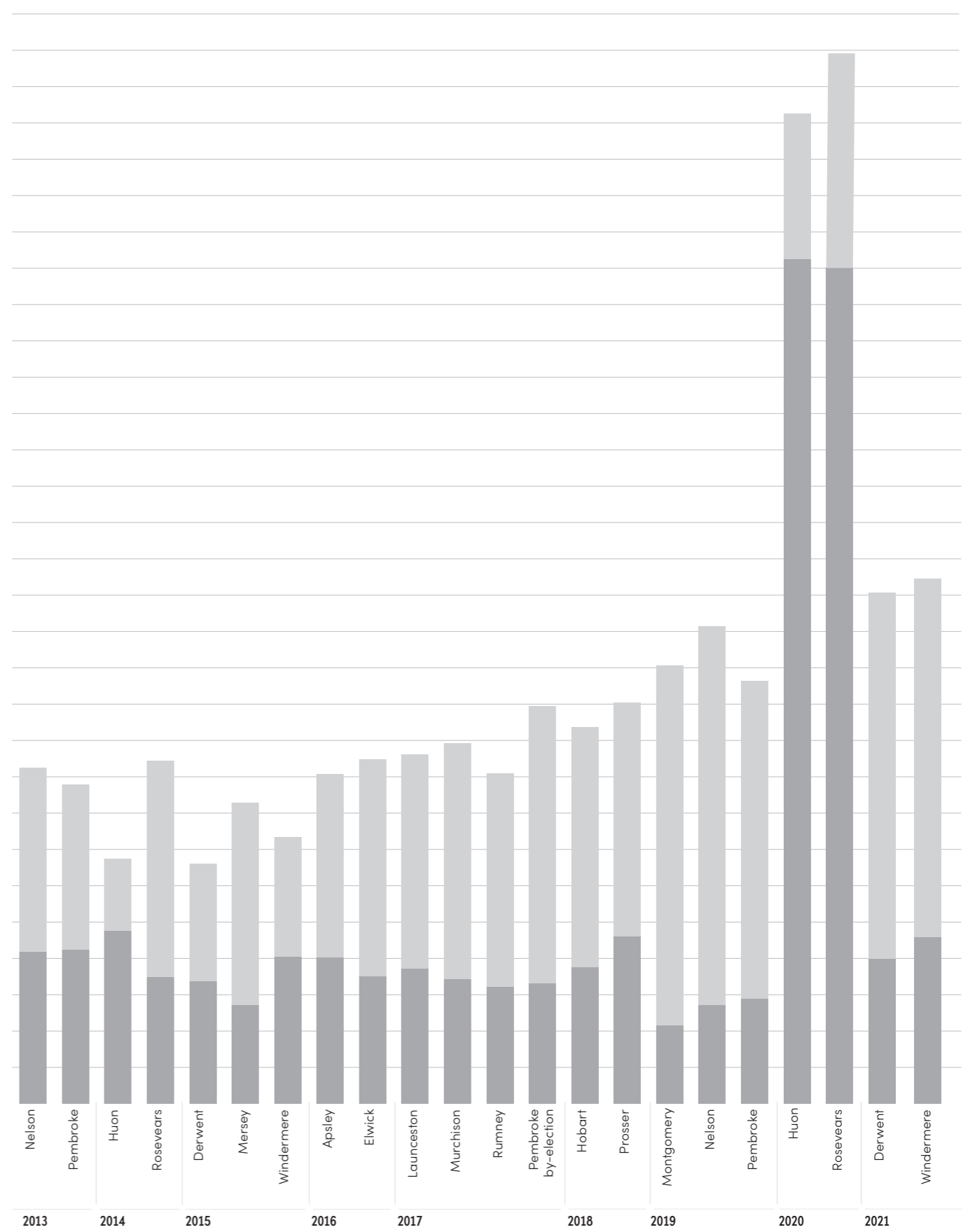
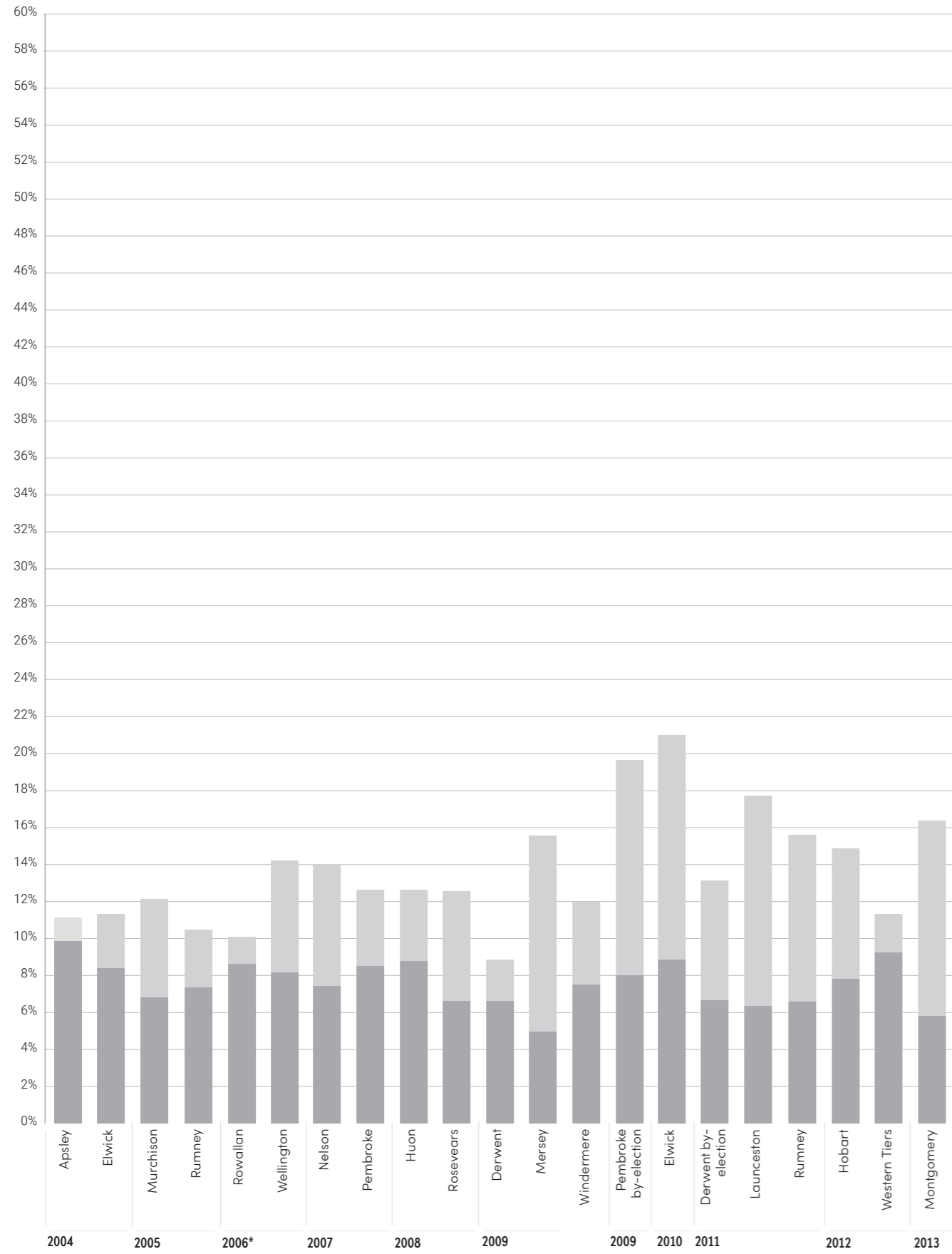
20 July 2002





### Early votes (pre-poll and postal) admitted as a percentage of electors who voted

● Pre-poll  
● Postal



## House of Assembly election statistics

### General election statistics

	1-May-21	3-Mar-18	15-Mar-14	20-Mar-10	18-Mar-06	20-Jul-02
Estimated mean population	541 500	524 700	513 400	504 400	486 000	473 300
Voting Eligible Population (VEP)	404 844	389 894	382 263	n/a	n/a	n/a
Close of roll enrolment	394 432	381 183	366 442	357 315	341 481	332 473
Enrolment (% of mean population)	72.84	72.65	71.38	70.84	70.26	70.25
Enrolment rate (% of VEP)	97.43	97.77	95.86	n/a	n/a	n/a
Ballot papers cast	359 805	352 180	342 595	335 353	324 008	311 637
% of electors on the roll	91.22	92.39	93.49	93.85	94.88	93.73
Formal ballot papers	341 350	334 871	326 163	320 438	309 622	296 470
Informal ballot papers	18 455	17 309	16 432	14 915	14 386	15 167
Informality rate (%)	5.13	4.91	4.80	4.45	4.44	4.87
No. of candidates	105	109	126	89	95	112
No. of deposits forfeited	50	55	47	37	46	62
No. elected at first count	5	7	8	6	7	7
Total number of counts*	203	253	330	194	198	2 500
Greatest no. of counts in a division	52	73	87	59	47	739

\*Amalgamated transfer values were used from 2006 onwards.

### Party representation

	Liberal Party		Australian Labor Party		Tasmanian Greens		Other		
	Proportion of seats	Seats won	Proportion of seats	Seats won	Proportion of seats	Seats won	Proportion of seats	Seats won	
2021	12.18	13	7.05	9	3.09	2	2.67	1	25 Members
2018	12.56	13	8.16	10	2.57	2	1.70	0	25 Members
2014	12.80	15	6.83	7	3.46	3	1.91	0	25 Members
2010	9.75	10	9.22	10	5.40	5	0.63	0	25 Members
2006	7.95	7	12.32	14	4.16	4	0.57	0	25 Members
2002	6.85	7	12.97	14	4.53	4	0.65	0	25 Members

### Close of roll enrolment

	Bass	Braddon	Clark^	Franklin	Lyons	Tasmania
2021	78 182	81 211	73 998	78 130	82 911	394 432
2018	74 624	73 601	74 397	79 290	79 271	381 183
2014	72 754	72 238	72 445	74 189	74 816	366 442
2010	71 305	72 016	71 322	70 326	72 346	357 315
2006	67 160	69 835	68 207	69 903	66 376	341 481
2002	65 772	67 760	67 975	67 564	63 402	332 473

### Ballot papers cast

	Bass	Braddon	Clark^	Franklin	Lyons	Tasmania	Percentage
2021	70 896	73 924	67 131	72 289	75 565	359 805	91.22%
2018	68 499	68 098	68 026	74 161	73 396	352 180	92.39%
2014	67 589	67 757	67 174	69 893	70 182	342 595	93.49%
2010	66 860	67 773	66 317	66 593	67 810	335 353	93.85%
2006	63 703	66 394	64 285	66 523	63 103	324 008	94.88%
2002	61 788	63 928	62 959	63 462	59 500	311 637	93.73%

### Informality rate (%)

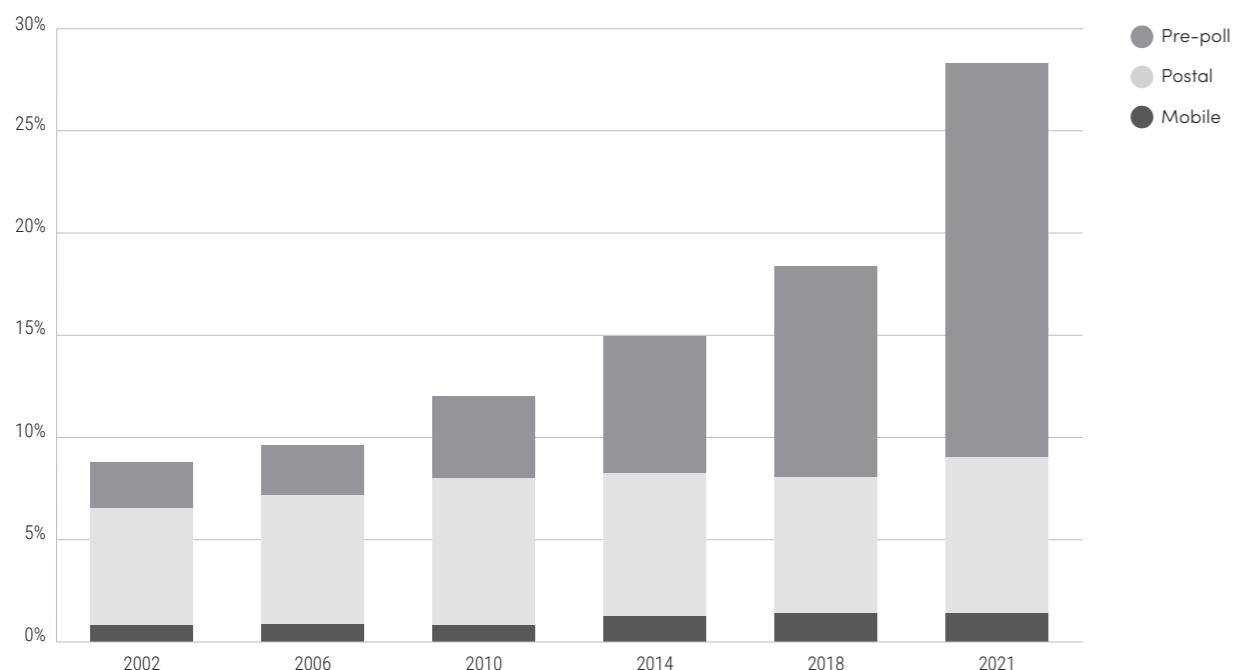
	Bass	Braddon	Clark^	Franklin	Lyons	Tasmania
2021	5.00	5.36	5.03	4.19	6.01	5.13
2018	5.14	5.57	4.17	4.03	5.69	4.91
2014	4.63	5.12	4.79	3.99	5.45	4.80
2010	4.73	4.86	3.83	3.83	4.97	4.45
2006	4.72	4.65	4.27	3.86	4.73	4.44
2002	5.21	4.83	4.33	4.63	5.37	4.87

^was Division of Denison prior to 2021 elections. Following amendments to the Constitution Act, which gained Royal Assent on 28 September 2018, House of Assembly electoral names and boundaries were updated to match changes to Federal divisions.

Special votes admitted

	2002	2006	2010	2014	2018	2021
Polling Day - Out of Division	15 193	17 462	20 890	21 649	23 311	17 444
Provisional	1 319	3 556	3 315	1 979	1 488	1 665
Early votes						
Pre-poll	6 966	7 938	13 456	22 830	36 426	69 644
Postal	17 916	20 446	24 101	24 086	23 425	26 942
Mobile	2 512	2 821	2 720	4 197	4 933	4 992
Total Early votes	27 394	20 446	40 277	51 113	64 784	101 578
<b>Total</b>	<b>43 906</b>	<b>41 464</b>	<b>64 482</b>	<b>74 741</b>	<b>89 583</b>	<b>120 687</b>

Early votes (pre-poll, postal, mobile special votes) admitted as a percentage of total ballot papers cast



Exhausted votes

	Bass	Braddon	Clark <sup>^</sup>	Franklin	Lyons	Tasmania
2021	3 529	2 635	3 020	1 641	1 706	12 531
2018	5 983	4 934	2 992	1 191	7 224	22 324
2014	4 948	5 516	6 630	2 212	3 458	22 764
2010	2 635	2 224	2 830	2 896	2 128	12 713
2006	984	526	2 135	1 065	540	5 250
2002	1 093	1 153	4 641	1 937	2 392	11 216

<sup>^</sup>was Division of Denison prior to 2021 elections. Following amendments to the Constitution Act, which gained Royal Assent on 28 September 2018, House of Assembly electoral names and boundaries were updated to match changes to Federal divisions.

# Appendix C

## Candidate details

2019-2021 Legislative Council elections

2021 House of Assembly elections

## Legislative Council candidate details

### 2019 Periodic elections

#### Division of Montgomery

FULLER, Cheryl	Training Organisation Manager	West Ulverstone	Independent
*^ HISCUTT, Leonie	Politician/Farmer	Howth	Liberal Party
JONES, Brenton	Maritime Master and Engineer	Melrose	Shooters, Fishers, Farmers TAS
RIPPON, Michelle	Teacher	Devonport	Australian Labor Party

#### Division of Nelson

BAYLEY, Vica	Advocate and Educator	Taroona	Independent
BENNETT, Lorraine	Retired	Granton	Shooters, Fishers, Farmers TAS
BREWER, Deborah	Teacher	Sandy Bay	Tasmanian Greens
BROWNLESS, Blair	School Teacher	Seven Mile Beach	Independent
FARMER, John (Polly)	Cartoonist	Sandy Bay	Independent
GRIGGS, Richard	Lawyer	New Town	Independent
MANNING, Robert	Lawyer	Sandy Bay	Independent
OGILVIE, Madeleine	Barrister and Solicitor	South Hobart	Independent
STREET, Nic	Adviser	Blackmans Bay	Liberal Party
^ WEBB, Meg	Manager	West Hobart	Independent

#### Division of Pembroke

CORNISH, Ronald	Retired	Rose Bay	Independent
DI FALCO, Carlo	Council Employee	Forcett	Shooters, Fishers, Farmers TAS
JOHNSON, Kristy	Fitness Club Owner/Manager	West Moonah	Liberal Party
MULDER, Tony	Clarence Councillor	Howrah	Independent
*^ SIEJKA, Jo	Legislative Councillor	Bellerive	Australian Labor Party

### 2020 Periodic elections

#### Division of Huon

ARMSTRONG, Debbie Louise	Hairdresser	Cygnets	Independent
* ARMSTRONG, Robert	Politician	Cygnets	Independent
CAMERON, Garrick	Business Development Manager	Copping	Shooters, Fishers, Farmers TAS
CARUANA, Pat	Media and Communications Advisor	Cambridge	Tasmanian Greens
HARRISS, Dean	Building Supervisor	Huonville	Independent
^ SEIDEL, Bastian	Medical Doctor	Mountain River	Australian Labor Party

### Division of Rosevears

DAVENPORT, Jack	Social Worker	Blackwall	Tasmanian Greens
FINLAY, Janie	Local Government Councillor	Riverside	Independent
FRY, David	Administrator	Riverside	Independent
GALE, Vivienne	Company Director	East Launceston	Independent
GREENE, Jess	Union Organiser	Riverside	Australian Labor Party
^ PALMER, Jo	Journalist	West Launceston	Liberal Party

### 2021 Periodic elections

#### Division of Derwent

DAVIS, Ivan	Retired	Claremont	Animal Justice Party
*^ FARRELL, Craig	Member of Parliament	New Norfolk	Australian Labor Party
SHAW, Ben	Mayor	Lawitta	Liberal Party

#### Division of Mersey

*^ GAFFNEY, Michael	Member of Parliament	Latrobe	Independent
---------------------	----------------------	---------	-------------

#### Division of Windermere

^ DUGAN, Nick	Television presenter	Newstead	Liberal Party
GALE, Vivienne	Director	East Launceston	Independent
LYONS, Geoff	Councillor	Riverside West	Australian Labor Party
SMITH, Will	Self-employed	Invermay	Independent
SOWARD, Rob	Councillor	South Launceston	Independent

\* denotes incumbent member  
^ denotes elected candidate

## House of Assembly candidate details

Division of Bass		
<b>Liberal Party</b>		
ALEXANDER, Lara	CEO	Newstead
*^ COURTNEY, Sarah	Member of Parliament	Sidmouth
*^ FERGUSON, Michael	Member of Parliament	Trevallyn
*^ GUTWEIN, Peter	Member of Parliament	Launceston
KIESER, Greg	Mayor	Low Head
WOOD, Simon	Electorate Officer	Newstead
<b>Australian Labor Party</b>		
^ FINLAY, Janie	Councillor	Trevallyn
HINDS, Adrian	Brewery Technician	Newstead
* HOUSTON, Jennifer	Member of Parliament	Newstead
*^ O'BYRNE, Michelle	Member of Parliament	East Launceston
POWELL, Owen	Farmer	Scottsdale
<b>Animal Justice Party</b>		
WOODBURY, Sue	Retired	South Launceston
<b>Tasmanian Greens</b>		
DAVENPORT, Jack	Social Worker	Blackwall
HALL, Tom	Medical doctor	Launceston
HOUGHTON, Mitchell	Horticulturist/Gardener	Blackstone Heights
LAYTON-BENNETT, Anne	Writer	Swan Bay
ROSOL, Cecily	Self-employed	South Launceston
<b>Shooters, Fishers, Farmers TAS</b>		
HARVEY, Andrew	Retired	Loira
<b>Ungrouped</b>		
RAMAGE, Roy	Economic Development (Retired)	Grindelwald

\* denotes incumbent member

^ denotes elected candidate

Division of Braddon		
<b>Shooters, Fishers, Farmers TAS</b>		
JONES, Brenton	Marine Master (Semi Retired)	Melrose
SWANSON, Kim	Faceter	Burnie
<b>Australian Labor Party</b>		
*^ BROAD, Shane	Member of Parliament	Turners Beach
DIPROSE, Amanda	Electorate Officer	Ulverstone
*^ DOW, Anita	Member of Parliament	Romaine
KEAY, Justine	Project Officer	Ambleside
RIPPON, Michelle	Teacher	Devonport
<b>Liberal Party</b>		
^ BROOKS, Adam	Chief Executive Officer	Penguin
* ELLIS, Felix	Member of Parliament	Sassafras
HENDRIKS, Lara	Executive Director	Devonport
*^ JAENSCH, Roger	Member of Parliament	Wynyard
*^ ROCKLIFF, Jeremy	Member of Parliament	Sassafras
SHEEHAN, Stacey	Real Estate Principal	Devonport
<b>Tasmanian Greens</b>		
BRIGGS, Darren	Doctor	Penguin
CORBETT, Maureen	Retired	Wynyard
MILNE, Tammy	Advocate	Devonport
MURRAY, Emily	Registered Nurse	Ulverstone
PARSONS, Phill	Horticulturalist	Eugenana
<b>Ungrouped</b>		
GARLAND, Craig	Fisherman	Boat Harbour
HAMER, Liz	Farmer	Strahan
MORGAN, Matthew	Professional Fisherman	Stanley

\* denotes incumbent member

^ denotes elected candidate

## House of Assembly candidate details

Division of Clark		
<b>Tasmanian Greens</b>		
BAYLEY, Vica	Executive Advisor	Taroona
*^ O'CONNOR, Cassy	Member of Parliament	West Hobart
SMITH, Tim	Disability Pensioner	New Town
TAYLOR, Bec	Social Worker	Blackmans Bay
VOLF, Nathan	Social Worker	Sandy Bay
<b>Group B</b>		
^ JOHNSTON, Kristie	Mayor	Glenorchy
<b>Australian Labor Party</b>		
CARNES, Deb	Registered Nurse	New Norfolk
CLARK, Chris	State Organiser CEPU Tasmania	Granton
DAVIS, Simon	Table Gaming Inspector	Sandy Bay
*^ HADDAD, Ella	Member of Parliament	Lenah Valley
MITCHELL, Sam	Communications Specialist	Mount Stuart
<b>Federation Party Tasmania</b>		
STRINGER, Justin	Operations Manager	Old Beach
<b>Animal Justice Party</b>		
WESTCOTT, Tim	Software Developer	Glenorchy
<b>Shooters, Fishers, Farmers TAS</b>		
BENNETT, Lorraine	Retired	Granton
LARGE, Andrew	Retail Sales Manager	Lenah Valley
<b>Group G</b>		
* HICKEY, Sue	Member of Parliament	Rosetta
<b>Liberal Party</b>		
*^ ARCHER, Elise	Member of Parliament	Tolmans Hill
BEHRAKIS, Simon	Councillor	Tolmans Hill
COATS, Will	Councillor	Dynnyrne
LENNON, Harvey	Executive	South Hobart
*^ OGILVIE, Madeleine	Member of Parliament	South Hobart
<b>Ungrouped</b>		
DUTTA, Mike	Businessman	Sandy Bay
EWIN, Jax	Florist	Goodwood
GERSHWIN, Lisa	Research Scientist	Battery Point

\* denotes incumbent member  
^ denotes elected candidate

Division of Franklin		
<b>Shooters, Fishers, Farmers TAS</b>		
BROADBY, Shane	Process Plant Operator	Bellerive
BYFIELD, Rebecca	Marketing Director	Oakdowns
CAIRNS, Robert	Manager Retail Store	Warrane
<b>Tasmanian Greens</b>		
CORDOVER, Gideon	Councillor	Allens Rivulet
DARKO, Kit	Computer Programmer	Rokeby
HARRISON, Phoenix	Yoga and Pilates Teacher	Blackmans Bay
VERRIER, Bridget	Registered Nurse	Rokeby
*^ WOODRUFF, Rosalie	Member of Parliament	Petcheys Bay
<b>Australian Labor Party</b>		
BRUMBY, Amy	Union Official	Kingston
CANGELOSI, Fabiano	Barrister	Margate
*^ O'BYRNE, David	Member of Parliament	New Town
* STANDEN, Alison	Member of Parliament	Bellerive
THORPE, Toby	Community Advocate	Kingston
^ WINTER, Dean	Mayor	Kingston Beach
<b>Animal Justice Party</b>		
TANNER, Mark	Teacher Assistant	Sandford
<b>Liberal Party</b>		
ENDERS, Bec	Mayor	Franklin
*^ PETRUSMA, Jacquie	Member of Parliament	Roches Beach
*^ STREET, Nic	Member of Parliament	Blackmans Bay
WALKER, James	Podiatrist	Lindisfarne
YOUNG, Dean	Newsagent	Bellerive
<b>Ungrouped</b>		
FLANNERY, Francis	Political Activist	Snug
SPILOPOULOS, George	Philanthropist	Bellerive

\* denotes incumbent member  
^ denotes elected candidate

Division of Lyons		
<b>Liberal Party</b>		
*^ BARNETT, Guy	Member of Parliament	Newstead
BOWER, Susie	Chief Executive Officer	Westbury
CAMERON, Stephanie	Electorate Officer	Chudleigh
DERKSEN, Justin	Accredited Building Practitioner	New Norfolk
*^ SHELTON, Mark	Member of Parliament	Bracknell
*^ TUCKER, John	Member of Parliament	St Helens
<b>Tasmanian Greens</b>		
JOHNSTONE, Liz	Campaigns Advisor	Falmouth
MILLAR, Glenn	Volunteer	Forcett
MORRIS, Tim	Retired	New Norfolk
PIERCE, Jill	Social Worker	Eaglehawk Neck
SHAPCOTT, Isabel	Shopkeeper	Deloraine
<b>Shooters, Fishers, Farmers TAS</b>		
DI FALCO, Carlo	Council Employee	Forcett
<b>Animal Justice Party</b>		
McLAY, Sharon	Retired	Gray
<b>Australian Labor Party</b>		
BATT, Edwin	Farmer	Melton Mowbray
*^ BUTLER, Jen	Member of Parliament	St Helens
GAFFNEY, Gerard	Seafarer	Railton
LAMBERT, Janet	Electorate Officer	Devon Hills
*^ WHITE, Rebecca	Member of Parliament	Richmond
<b>Ungrouped</b>		
LANE, George	Electrochemist	St Helens

\* denotes incumbent member

^ denotes elected candidate

# Appendix D

## Polling place details

2019-2021 Legislative Council elections

2021 House of Assembly elections

Following amendments to the Constitution Act, which gained Royal Assent on 28 September 2018, House of Assembly electoral names and boundaries were updated to match changes to Federal divisions.

## Legislative Council polling place details

### 2019 Periodic elections

Division of Montgomery				
Polling place name	Locality	Premise name	Address	Postcode
Agfest	Agfest	Agfest	Quercus – Rural Youth Park, Oaks Rd, Carrick	7291
Abbotsham	Abbotsham	Abbotsham Hall	590 Castra Rd, Abbotsham	7315
Acton	Acton	Burnie Child and Family Centre	36 Thorne St, Acton	7320
Claude Road	Claude Road	Claude Road Memorial Hall	787 Claude Rd, Claude Road	7306
Forth	Forth	Forth Primary School	45 Wilmot Rd, Forth	7310
Gawler	Gawler	Gawler Hall	15 Top Gawler Rd, Gawler	7315
Havenview	Havenview	Havenview Primary School	15 Marriott St, Burnie	7320
Heybridge	Heybridge	Blythe Heads Hall	1 Sice Ave, Heybridge	7316
Highclere	Highclere	Highclere Community Centre	1558 Ridgley Hwy, Highclere	7321
Lower Barrington	Lower Barrington	Lower Barrington Public Hall	1027 Sheffield Rd, Lower Barrington	7306
Natone	Natone	Natone Primary School	100 Upper Natone Rd, Natone	7321
North Motton	North Motton	North Motton Hall	578 Preston Rd, North Motton	7315
Penguin	Penguin	Penguin Uniting Church Hall	50 Main Rd, Penguin	7316
Preston	Preston	Preston Community Centre	1833 Preston Rd, Preston	7315
Riana	Riana	Riana Community Centre	1221 Pine Rd, Riana	7316
Ridgley	Ridgley	Ridgley Primary School	904 Ridgley Hwy, Ridgley	7321
Romaine	Romaine	Romaine Park Primary School	Cnr Roslyn Ave and Mount St, Romaine	7320
Sheffield	Sheffield	Sheffield School, Music Room	12 Henry St, Sheffield	7306
South Riana	South Riana	South Riana Hall	776 South Riana Rd, South Riana	7316
Sprent	Sprent	Sprent Primary School	1245 Castra Rd, Sprent	7315
Stowport	Stowport	Stowport Public Hall	580 Stowport Rd, Stowport	7321
Sulphur Creek	Sulphur Creek	Sulphur Creek Hall	310 Preservation Dr, Sulphur Creek	7316
Turners Beach	Turners Beach	Turners Beach Community Centre	Henry St, Turners Beach	7315
Ulverstone Central	Ulverstone	Ulverstone Senior Citizens Club	16 King Edward St, Ulverstone	7315
Ulverstone East	Ulverstone	East Ulverstone Primary School	18 Crawford St, Ulverstone	7315
Ulverstone South	Ulverstone	Ulverstone Secondary College	38 Leven St, Ulverstone	7315
West Ulverstone	West Ulverstone	West Ulverstone Primary School	34 Maud St, Ulverstone	7315
Wilmot	Wilmot	Wilmot Primary School	61 Main Rd, Wilmot	7310
Wivenhoe	Wivenhoe	Wivenhoe Campus Leighland Christian School	Stowport Rd, Wivenhoe	7320

### 2019 Periodic elections

Division of Nelson				
Polling place name	Locality	Premise name	Address	Postcode
Agfest	Agfest	Agfest	Quercus – Rural Youth Park, Oaks Rd, Carrick	7291
Blackmans Bay	Blackmans Bay	Blackmans Bay Primary School	177 Roslyn Ave, Blackmans Bay	7052
Dynnyrne	Dynnyrne	Princes Street Primary School	Randall St, Sandy Bay	7005
Kingston	Kingston	Kingborough Council	15 Channel Hwy, Kingston	7050
Maranoa Heights	Kingston	Southern Christian College	150 Redwood Rd, Kingston	7050
Kingston Beach	Kingston Beach	Kingston Beach Community Hall	20 Beach Rd, Kingston Beach	7050
Mount Nelson	Mount Nelson	Mt Nelson Primary School	388 Nelson Rd, Mount Nelson	7007
Sandy Bay	Sandy Bay	10th Hobart Scout Hall	Marieville Esp, Sandy Bay	7005
Sandy Bay Beach	Sandy Bay	Harold Gregg Centre	Sandown Apartments & Aged Care, 1 Southerwood Dr, Sandy Bay	7005
Lower Sandy Bay	Sandy Bay	St Stephen's Church Hall	520 Sandy Bay Rd, Sandy Bay	7005
Waimea Heights	Sandy Bay	Waimea Heights Primary School	12 Balfour Ct, Sandy Bay	7005
Taroona	Taroona	Taroona Primary School	104 Channel Hwy, Taroona	7053

Division of Pembroke				
Polling place name	Locality	Premise name	Address	Postcode
Agfest	Agfest	Agfest	Quercus – Rural Youth Park, Oaks Rd, Carrick	7291
Clarence	Bellerive	Clarence High School, ET Smith Hall	25 Wentworth St, Bellerive	7018
Bellerive	Bellerive	Clarence Police & Community Youth Club Inc	10 Scott St, Bellerive	7018
Geilston Bay	Geilston Bay	Lindisfarne North Primary School	271 East Derwent Hwy, Geilston Bay	7015
Howrah	Howrah	Howrah Scout Hall	Howrah Primary School, Howrah Rd, Howrah	7018
Tranmere	Howrah	Tranmere Hall	27 Tranmere Rd, Howrah	7018
Lindisfarne	Lindisfarne	Lindisfarne Primary School	17 Loatta Rd, Lindisfarne	7018
Lindisfarne Village	Lindisfarne	St Aidans Church Hall	54 Lincoln St, Lindisfarne	7015
Montagu Bay	Montagu Bay	Montagu Bay Primary School	10 Conara Rd, Montagu Bay	7018
Mornington	Mornington	Citywide Baptist Church	400 Cambridge Rd, Mornington	7018
Warrane	Warrane	Warrane Primary School	213 Cambridge Rd, Warrane	7018



## Legislative Council polling place details

### 2020 Periodic elections

Division of Huon				
Polling place name	Locality	Premise name	Address	Postcode
Adventure Bay	Bruny Island	Adventure Bay Hall	Adventure Bay Rd, Adventure Bay	7150
Alonnah	Bruny Island	Bruny Island District School	15 School Rd, Alonnah	7150
Blackmans Bay	Blackmans Bay	Illawarra Primary School	6 Tinderbox Rd, Blackmans Bay	7052
Cygnet	Cygnet	Cygnet Town Hall	Mary St, Cygnet	7112
Dover	Dover	Dover District School	6940 Huon Hwy, Dover	7117
Franklin	Franklin	Palais Theatre	3388 Huon Hwy, Franklin	7113
Geeveston	Geeveston	Geeveston Primary School	63 Arve Rd, Geeveston	7116
Glen Huon	Glen Huon	Glen Huon Primary School	801 Glen Huon Rd, Glen Huon	7109
Huonville	Huonville	Huonville Primary School	74 Wilmot Rd, Huonville	7109
Judbury	Judbury	Judbury Community Centre	1273 Glen Huon Rd, Judbury	7109
Kettering	Kettering	Kettering Community Centre	2963 Channel Hwy, Kettering	7050
Margate	Margate	Margate Hall	Channel Hwy, Margate	7054
Middleton	Middleton	South Channel Community Centre	McDowall St, Middleton	7163
Mountain River	Mountain River	Mountain River Memorial Hall	263 Mountain River Rd, Mountain River	7109
Ranelagh	Ranelagh	Ranelagh Soldiers Memorial Hall	40 Marguerite St, Ranelagh	7109
Sandfly	Sandfly	Sandfly Hall	811 Sandfly Rd, Sandfly	7150
Snug	Snug	Snug Primary School	2208 Channel Hwy, Snug	7054
Southport	Southport	Southport Community Centre	8606 Huon Hwy, Southport	7109
Woodbridge	Woodbridge	Woodbridge Hall	3445 Channel Hwy, Woodbridge	7162

Division of Rosevears				
Polling place name	Locality	Premise name	Address	Postcode
Beaconsfield	Beaconsfield	Beaconsfield Senior Citizens' Hall	Weld St, Beaconsfield	7270
Beauty Point	Beauty Point	Beauty Point Uniting Church Hall	Beatty St, Beauty Point	7270
Exeter	Exeter	Exeter High School	28 Glen Ard Mohr Rd, Exeter	7275
Gravelly Beach	Gravelly Beach	Gravelly Beach Main Hall	Edinburgh Park, off Gravelly Beach Rd, Gravelly Beach	7276
Kelso	Kelso	Kelso Community Centre	Foreshore Rd, Kelso	7270
Legana	Legana	Legana Memorial Hall	43 Fulton St, Legana	7277
Prospect	Prospect	St Patricks College	282 Westbury Rd, Prospect	7250
Riverside	Riverside	Riverside High School	354 West Tamar Hwy, Riverside	7250
Sidmouth	Sidmouth	Sidmouth Community Centre	255 Batman Hwy, Sidmouth	7270
Summerhill	Summerhill	Summerdale Community Centre	82-84 Stanley St, Summerhill	7250
Riverside West	Trevallyn	Trevallyn Life Church	34 Pitt Ave, Trevallyn	7250
Trevallyn	Trevallyn	Trevallyn Primary School	55 Gorge Rd, Trevallyn	7250
West Launceston	West Launceston	West Launceston Primary School	24-38 Basin Rd, West Launceston	7250

### 2021 Periodic elections

Division of Derwent				
Polling place name	Locality	Premise name	Address	Postcode
Austins Ferry	Austins Ferry	St Virgil's College	195 Main Rd, Austins Ferry	7011
Bothwell	Bothwell	Bothwell Town Hall	Alexander St, Bothwell	7030
Bridgewater	Bridgewater	Brighton Civic Centre	25 Green Point Rd, Bridgewater	7030
Chigwell	Chigwell	Chigwell Barn	10 Buccan St, Chigwell	7011
Roseneath	Claremont	Austins Ferry Primary School	16A Cammeray Rd, Claremont	7011
Claremont	Claremont	Claremont Girl Guides Hall	3 Boxhill Rd, Claremont	7011
Windermere	Claremont	Windermere Primary School	2 Cadbury Rd, Claremont	7011
Dromedary	Dromedary	Dromedary (Millvale) Community Hall	14 Millvale Rd, Dromedary	7030
Gagebrook	Gagebrook	Gagebrook Primary School	4 Tottenham Rd, Gagebrook	7030
Glenora	Glenora	Glenora District High School	620 Gordon River Rd, Glenora	7140
Granton	Granton	Granton Memorial Hall	Lyell Hwy, Granton	7030
Lachlan	Lachlan	Lachlan Community Hall	511 Lachlan Rd, Lachlan	7140
Magra	Magra	Magra CWA Building	Back River Rd, Magra	7140
Miena	Miena	Miena Community Centre	55-57 Cider Gum Rd, Miena	7030
Molesworth	Molesworth	Molesworth Community Hall	560 Molesworth Rd, Molesworth	7140
New Norfolk North	New Norfolk	Fairview Primary School	211 Back River Rd, New Norfolk	7140
New Norfolk	New Norfolk	New Norfolk Primary School	8 Pioneer Ave, New Norfolk	7140
Ouse	Ouse	Ouse Online Access Centre	6947 Lyell Hwy, Ouse	7140
Westerway	Westerway	Westerway Primary School	1619 Gordon River Rd, Westerway	7140

Division of Windermere				
Polling place name	Locality	Premise name	Address	Postcode
Dilston	Dilston	Dilston War Memorial Hall	308 John Lees Dr, Dilston	7252
George Town	George Town	George Town Memorial Hall	29-67 Macquarie St, George Town	7253
George Town South	George Town	George Town South Primary School	48-70 Franklin St, George Town	7253
Hillwood	Hillwood	Hillwood Memorial Hall	280 Jetty Rd, Hillwood	7252
Inveresk	Invermay	Invermay Primary School	35-43 Mayne St, Invermay	7248
Invermay	Invermay	St Finn Barr's School	247 Invermay Rd, Invermay	7248
Karoola	Karoola	Karoola Hall	1126 Pipers River Rd, Karoola	7267
Lebrina	Lebrina	Lebrina Memorial Hall	905 Golconda Rd, Lebrina	7254
Lilydale	Lilydale	Lilydale Memorial Hall	1949 Main Rd, Lilydale	7268
Mowbray	Mowbray	Launceston Church Grammar School	Button St, Mowbray	7248
Newnham	Newnham	Launceston North Uniting Church	128 George Town Rd, Newnham	7248
Nunamara	Nunamara	Nunamara Hall	39461 Tasman Hwy, Nunamara	7259
Pipers River	Pipers River	Pipers River Fire Station	76 School Rd, Pipers River	7252
Ravenswood	Ravenswood	Ravenswood Heights Primary School	27 Prossers Forest Rd, Ravenswood	7250
Rocherlea	Rocherlea	Brooks High School	215 George Town Rd, Rocherlea	7248
St Leonards	St Leonards	St Leonards Primary School	330-342 St Leonards Rd, St Leonards	7250
Waverley	Waverley	Waverley Primary School	6 Naroo St, Waverley	7250
Weymouth	Weymouth	Weymouth Hall	18 Major St, Weymouth	7252

## 2021 House of Assembly polling place details

Division of Bass				
Polling place name	Locality	Premise name	Address	Postcode
Beaconsfield <i>(formerly in Lyons)</i>	Beaconsfield	Beaconsfield Senior Citizens' Hall	Weld St, Beaconsfield	7270
Beauty Point <i>(formerly in Lyons)</i>	Beauty Point	Beauty Point Uniting Church Hall	7 Beatty St, Beauty Point	7270
Branxholm	Branxholm	Branxholm Community Hall	Stoke St, Branxholm	7261
Bridport	Bridport	Bridport Hall	Main St, Bridport	7262
* Dilston	Dilston	Dilston War Memorial Hall	308 John Lees Dr, Dilston	7252
East Launceston	East Launceston	East Launceston Primary School – P&F Assoc.	Oxford St, East Launceston	7250
Exeter <i>(formerly in Lyons)</i>	Exeter	Exeter High School	28 Glen Ard Mohr Rd, Exeter	7275
Five Ways	South Launceston	St Mark's Church Hall	6 Hobart Rd, South Launceston	7249
* George Town	George Town	George Town Memorial Hall	29–67 Macquarie St, George Town	7253
* George Town South	George Town	George Town South Primary School	48–70 Franklin St, George Town	7253
Gladstone	Gladstone	Gladstone Hall	1 Carr St, Gladstone	7264
Glengarry <i>(formerly in Lyons)</i>	Glengarry	St Canice Church Hall	33 Glengarry Rd, Glengarry	7275
Gravelly Beach <i>(formerly in Lyons)</i>	Gravelly Beach	Gravelly Beach Main Hall	Edinburgh Park, Gravelly Beach	7276
* Hillwood	Hillwood	Hillwood Memorial Hall	280 Jetty Rd, Hillwood	7252
* Inveresk	Invermay	Invermay Primary School	35–43 Mayne St, Invermay	7248
* Invermay	Invermay	St Finn Barr's School	247 Invermay Rd, Invermay	7248
* Karoola	Karoola	Karoola Hall	1126 Pipers River Rd, Karoola	7267
Kelso <i>(formerly in Lyons)</i>	Kelso	Kelso Community Centre	Foreshore Rd, Kelso	7270
Kings Meadows	Kings Meadows	Y.M.C.A. Centre	8a Blaydon St, Kings Meadows	7249
Lady Barron	Lady Barron	Lady Barron Memorial Hall	Main Rd, Lady Barron	7255
Launceston	Launceston	Pilgrim Hall	Pilgrim Uniting Church, 36 Paterson St, Launceston	7250
Launceston Central	Launceston	Chalmers Hall	163 St John St, Launceston	7250
* Lebrina	Lebrina	Lebrina Memorial Hall	905 Golconda Rd, Lebrina	7254
Legana	Legana	Legana Memorial Hall	43 Fulton St, Legana	7277
* Lilydale	Lilydale	Lilydale Memorial Hall	1949 Main Rd, Lilydale	7268
* Mowbray	Mowbray	Launceston Church Grammar School	Button St, Mowbray	7248
* Newnham	Newnham	Launceston North Uniting Church	128 George Town Rd, Newnham	7248
Newstead	Newstead	Police Citizens & Youth Club	148 Abbott St, Newstead	7250
Norwood	Norwood	Norwood Primary School	103 Norwood Ave, Norwood	7250
* Nunamara	Nunamara	Nunamara Hall	39461 Tasman Hwy, Nunamara	7259
* Pipers River	Pipers River	Pipers River Fire Station	76 School Rd, Pipers River	7252
Prospect	Prospect	St Patricks College	282 Westbury Rd, Prospect	7250
* Ravenswood	Ravenswood	Ravenswood Heights Primary School	27 Prossers Forest Rd, Ravenswood	7250
Ringarooma	Ringarooma	Ringarooma Hall	Charles St, Ringarooma	7263
Riverside	Riverside	Riverside High School	354 West Tamar Hwy, Riverside	7250

Division of Bass cont'd				
Polling place name	Locality	Premise name	Address	Postcode
Riverside West	Trevallyn	Trevallyn Life Church	34 Pitt Ave, Trevallyn	7250
* Rocherlea	Rocherlea	Brooks High School	215 George Town Rd, Rocherlea	7248
Scottsdale	Scottsdale	St Barnabas' Church Hall	55 King St, Scottsdale	7260
Sidmouth <i>(formerly in Lyons)</i>	Sidmouth	Sidmouth Community Centre	255 Batman Hwy, Sidmouth	7270
South Launceston	South Launceston	Launceston RSL	313–315 Wellington St, South Launceston	7249
* St Leonards	St Leonards	St Leonards Primary School	330–342 St Leonards Rd, St Leonards	7250
Summerhill	Summerhill	Summerdale Community Centre	82–84 Stanley St, Summerhill	7250
Trevallyn	Trevallyn	Trevallyn Primary School	55 Gorge Rd, Trevallyn	7250
* Waverley	Waverley	Waverley Primary School	6 Naroo St, Waverley	7250
West Launceston	West Launceston	West Launceston Primary School	24–38 Basin Rd, West Launceston	7250
* Weymouth	Weymouth	Weymouth Hall	18 Major St, Weymouth	7252
Whitemark	Whitemark	Whitemark Lions Club	James St, Whitemark	7255
Winnaleah	Winnaleah	Winnaleah Memorial Hall	20 Main St, Winnaleah	7263
Youngtown	Youngtown	Youngtown Primary School	Cnr Victoria & Napier St, Youngtown	7249

\* denotes a dual polling place where voting was available at both State and Legislative Council elections

### Polling places abolished since 2018 election

Blessington Upper	Blessington	North Esk Memorial Hall	3132 Blessington Rd, Blessington	7212
Derby	Derby	Derby Town Hall	Cnr Main & Krushka Sts, Derby	7264

### 2018 polling places no longer within division due to updated boundaries

Hadspen <i>(now in Lyons)</i>	Hadspen	Hadspen Uniting Church Centre	47 Main St, Hadspen	7290
Prospect Vale <i>(now in Lyons)</i>	Prospect Vale	Residential Retirement Village Clubrooms	12 Casino Rise, Prospect Vale	7250

## 2021 House of Assembly polling place details

Division of Braddon				
Polling place name	Locality	Premise name	Address	Postcode
Acton	Acton	Burnie Child and Family Centre	36 Thorne St, Acton	7320
Boat Harbour	Boat Harbour	Boat Harbour Primary School	17386 Bass Hwy, Boat Harbour	7321
Burnie	Burnie	Burnie City Council Offices	80 Wilson St, Burnie	7320
Calder	Calder	Calder Hall	1320 Calder Rd, Calder	7325
Cooee	Cooee	Cooee Primary School	Bass Hwy, Cooee	7320
Currie	Currie	Currie Town Hall	Cnr Meech & George Sts, Currie	7256
Devonport Central	Devonport	St Johns Parish Hall	Fenton St, Devonport	7310
Devonport North West	Devonport	Nixon St Primary School	60 Nixon St, Devonport	7310
Devonport South	Devonport	Reece High School	41–43 Middle Rd, Devonport	7310
Devonport West	Devonport	TasTafe	20–36 Valley Rd, Devonport	7310
Don	Don	Don Memorial Hall	17 Forth Rd, Don	7310
East Devonport	East Devonport	East Devonport Primary School	19–31 Thomas St, East Devonport	7310
Edith Creek	Edith Creek	Edith Creek Primary School	1282 Trowutta Rd, Edith Creek	7330
Elliott	Elliott	Elliott Community Centre	829 Murchison Hwy, Elliott	7325
Forest	Forest	Forest Primary School	422 Mengha Rd, Forest	7330
Forth	Forth	Forth Primary School	45 Wilmot Rd, Forth	7310
Gawler	Gawler	Gawler Hall	15 Top Gawler Rd, Gawler	7315
Grassy	Grassy	Grassy Club	Grassy Rd, Grassy	7256
Havenview	Havenview	Havenview Primary School	15 Marriott St, Havenview	7320
Heybridge	Heybridge	Blythe Heads Hall	1 Sice Ave, Heybridge	7316
Highclere	Highclere	Highclere Community Centre	1558 Ridgley Hwy, Highclere	7321
Irishtown	Irishtown	Irishtown Sports Complex	602 Irishtown Rd, Irishtown	7330
Latrobe	Latrobe	Latrobe Primary School	23 Lewis St, Latrobe	7307
Marrawah	Marrawah	Marrawah Memorial Hall	844 Comeback Rd, Marrawah	7330
Melrose	Melrose	Melrose Memorial Hall	673 Melrose Rd, Melrose	7310
Montello	Montello	Montello Primary School	83 Bird St, Montello	7320
Moorleah	Moorleah	Moorleah Community Centre	720 Preolenna Rd, Moorleah	7321
Moriarty <i>(formerly in Lyons)</i>	Moriarty	Moriarty Hall	1 Bonneys La, Moriarty	7307
Natone	Natone	Natone Primary School	100 Upper Natone Rd, Natone	7321
North Motton	North Motton	North Motton Hall	578 Preston Rd, North Motton	7315
Penguin	Penguin	Penguin Uniting Church Hall	50 Main Rd, Penguin	7316
Port Sorell <i>(formerly in Lyons)</i>	Port Sorell	Port Sorell Memorial Hall	Cnr Darling and Meredith Sts, Port Sorell	7307
Preston	Preston	Preston Community Centre	1833 Preston Rd, Preston	7315
Queenstown	Queenstown	West Coast Community Services Hub	Hunter St, Queenstown	7467
Riana	Riana	Riana Community Centre	1221 Pine Rd, Riana	7316

Division of Braddon cont'd				
Polling place name	Locality	Premise name	Address	Postcode
Ridgley	Ridgley	Ridgley Primary School	904 Ridgley Hwy, Ridgley	7321
Rocky Cape	Rocky Cape	Rocky Cape Public Hall	19074 Bass Hwy, Rocky Cape	7321
Romaine	Romaine	Romaine Park Primary School	Cnr Roslyn Ave and Mount St, Romaine	7320
Rosebery	Rosebery	Rosebery Neighbourhood Centre	8 Agnes St, Rosebery	7470
Sassafras <i>(formerly in Lyons)</i>	Sassafras	Sassafras Primary School	50 School Rd, Sassafras	7307
Shorewell Park	Shorewell Park	Hellyer College	41–43 Mooreville Rd, Shorewell Park	7320
Sisters Beach	Sisters Beach	Sisters Beach Fire Station	Honeysuckle Ave, Sisters Beach	7325
Sisters Creek	Sisters Creek	Myalla Community Centre	Myalla Recreation Ground, 29 Myalla Rd, Sisters Creek	7321
Smithton	Smithton	Smithton Primary School	27–43 Grant St, Smithton	7330
Somerset	Somerset	Somerset Primary School	30A Beaufort St, Somerset	7322
South Riana	South Riana	South Riana Hall	776 South Riana Rd, South Riana	7316
Sprent	Sprent	Sprent Primary School	1245 Castra Rd, Sprent	7315
Spreyton	Spreyton	Spreyton Primary School	1 Mersey Main Rd, Spreyton	7310
Stanley	Stanley	Stanley Primary School	Wilson St, Stanley	7330
Stowport	Stowport	Stowport Public Hall	580 Stowport Rd, Stowport	7321
Strahan	Strahan	Strahan Primary School	2 Bay St, Strahan	7468
Sulphur Creek	Sulphur Creek	Sulphur Creek Hall	310 Preservation Dr, Sulphur Creek	7316
Tullah	Tullah	Tullah Community Hall	Farrell St, Tullah	7321
Turners Beach	Turners Beach	Turners Beach Community Centre	Henry St, Turners Beach	7315
Ulverstone Central	Ulverstone	Ulverstone Senior Citizens Club	16 King Edward St, Ulverstone	7315
Ulverstone East	Ulverstone	East Ulverstone Primary School	18 Crawford St, Ulverstone	7315
Ulverstone South	Ulverstone	Ulverstone Secondary College	38 Leven St, Ulverstone	7315
Waratah	Waratah	Waratah Municipal Chambers	12–14 Smith St, Waratah	7321
Wesley Vale <i>(formerly in Lyons)</i>	Wesley Vale	Andrews Creek Primary School	20 Westwind Dr, Wesley Vale	7307
West Ulverstone	West Ulverstone	West Ulverstone Primary School	34 Maud St, West Ulverstone	7315
Wivenhoe	Wivenhoe	Wivenhoe Campus Leighland Christian School	Stowport Rd, Wivenhoe	7320
Wynyard Central	Wynyard	Wynyard Senior Citizens Clubrooms	28 Jackson St, Wynyard	7325
Wynyard West	Wynyard	Wynyard High School	30 Church St, Wynyard	7325
Yolla	Yolla	Yolla District High School	School La, Yolla	7325
Zeehan	Zeehan	Zeehan Primary School	7 Belstead St, Zeehan	7469
<b>Polling places abolished since 2018 election</b>				
Abbotsham	Abbotsham	Abbotsham Hall	590 Castra Rd, Abbotsham	7321

## 2021 House of Assembly polling place details

Division of Clark				
Polling place name	Locality	Premise name	Address	Postcode
* Austins Ferry	Austins Ferry	St Virgil's College	195 Main Rd, Austins Ferry	7011
Battery Point	Battery Point	St George's Church Hall	28 Cromwell St, Battery Point	7004
Battery Point West	Battery Point	Albuera Street Primary School	Albuera St, Battery Point	7004
Cascades	South Hobart	Badminton Association Centre	101 Cascade Rd, South Hobart	7004
* Chigwell	Chigwell	Chigwell Barn	10 Bucaan St, Chigwell	7011
* Claremont	Claremont	Claremont Girl Guides Hall	3 Boxhill Rd, Claremont	7011
Collinsvale	Collinsvale	Collinsvale Primary School	508 Collinsvale Rd, Collinsvale	7012
Dynnyrne	Dynnyrne	Princes Street Primary School	Randall St, Sandy Bay	7005
Fern Tree	Fern Tree	Fern Tree Community Centre	8 Stephenson Pl, Fern Tree	7054
Glenorchy	Glenorchy	Glenorchy Primary School	Kensington St, Glenorchy	7010
Glenorchy Central	Glenorchy	St Matthews Church	Cnr Tolosa St and Main Rd, Glenorchy	7010
Goodwood	Goodwood	Goodwood Primary School	Elmsleigh Rd, Derwent Park	7009
Hobart City	Hobart	Hobart Voting Centre	Ground Level, 144 Macquarie St, Hobart	7000
Lenah Valley	Lenah Valley	Lenah Valley Primary School	11 Creek Rd, Lenah Valley	7008
Lower Sandy Bay	Sandy Bay	St Stephen's Church Hall	520 Sandy Bay Rd, Sandy Bay	7005
Lutana	Lutana	Southern ITF Taekwon-Do	12 Ashbolt Cres, Lutana	7009
Merton	Glenorchy	Tolosa Hall	148 Tolosa St, Glenorchy	7010
Moonah	Moonah	Moonah Community Centre	7 Gormanston Road, Moonah	7009
Moonah East	Moonah	Bowen Road Primary School	35 Bowen Rd, Moonah	7009
Moonah North	Moonah	Moonah Primary School	40 Derwent Park Rd, Derwent Park	7009
Mount Nelson	Mount Nelson	Mt Nelson Primary School	388 Nelson Rd, Mount Nelson	7007
Mount Stuart	Mount Stuart	Mt Stuart Primary School	106 Gillon Cres, Mount Stuart	7000
New Town	New Town	The Friends' School	395 Argyle St, North Hobart	7000
New Town West	New Town	Sacred Heart College	2 Cross St, New Town	7008
North Hobart Central	North Hobart	Hobart North Uniting Church	Swan St, North Hobart	7000
* Roseneath	Claremont	Austins Ferry Primary School	16A Cammeray Rd, Claremont	7011
Rosetta	Rosetta	Montrose Bay High School	865 Brooker Ave, Rosetta	7010
Sandy Bay	Sandy Bay	Wellspring Anglican Church Hall	43-47 Grosvenor St, Sandy Bay	7005
Sandy Bay Beach	Sandy Bay	Harold Gregg Centre (Sandown Village)	1 Southerwood Dr, Sandy Bay	7005
South Hobart	South Hobart	St Francis Xavier's Church Hall	34 Anglesea St, South Hobart	7004
Taroona	Taroona	Taroona Primary School	104 Channel Hwy, Taroona	7053
Waimea Heights	Sandy Bay	Waimea Heights Primary School	12 Balfour Ct, Sandy Bay	7005
West Hobart	Hobart	St Peter's Hall	Cnr Brisbane and Harrington Sts, Hobart	7000
West Hobart Central	West Hobart	AA Lord Village (Lawrenny Court)	131 Hill Street, West Hobart	7000
West Hobart South	West Hobart	Goulburn Street Primary School	Forest Rd, West Hobart	7000
* Windermere	Claremont	Windermere Primary School	2 Cadbury Rd, Claremont	7011
<b>Polling places abolished since 2018 election</b>				
Kingston (Denison)	Kingston	Kingborough Council	15 Channel Hwy, Kingston	7050
Sandfly (Denison)	Sandfly	Sandfly Hall	811 Sandfly Rd, Sandfly	7150

\* denotes a dual polling place where voting was available at both State and Legislative Council elections

Division of Franklin				
Polling place name	Locality	Premise name	Address	Postcode
Adventure Bay	Adventure Bay	Adventure Bay Hall	Adventure Bay Rd, Adventure Bay	7150
Alannah	Alannah	Bruny Island District School	15 School Rd, Alannah	7150
Bellerive	Bellerive	Clarence Police & Community Youth Club Inc	10 Scott St, Bellerive	7018
Blackmans Bay	Blackmans Bay	Blackmans Bay Primary School	177 Roslyn Ave, Blackmans Bay	7052
Blackmans Bay South	Blackmans Bay	Illawarra Primary School	6 Tinderbox Rd, Blackmans Bay	7052
Cambridge	Cambridge	Cambridge Primary School	976 Cambridge Rd, Cambridge	7170
Clarence	Bellerive	Clarence High School	25 Wentworth St, Bellerive	7018
Clarendon Vale	Clarendon Vale	Clarendon Vale Neighbourhood Centre	63 Mockridge Rd, Clarendon Vale	7019
Cradoc	Cradoc	Cradoc Park	8247 Channel Hwy, Cradoc	7109
Cygnat	Cygnat	Cygnat Town Hall	Mary St, Cygnat	7112
Dover	Dover	Dover District School	6940 Huon Hwy, Dover	7117
Franklin	Franklin	Palais Theatre	3388 Huon Hwy, Franklin	7113
Geeveston	Geeveston	Geeveston Primary School	63 Arve Rd, Geeveston	7116
Geilston Bay	Geilston Bay	Lindisfarne North Primary School	271 East Derwent Hwy, Geilston Bay	7015
Glen Huon	Glen Huon	Glen Huon Primary School	801 Glen Huon Rd, Glen Huon	7109
Howden	Howden	Howden Fire Station	Howden Rd, Howden	7054
Howrah	Howrah	Howrah Scout Hall	Howrah Primary School, Howrah Rd, Howrah	7018
Huonville	Huonville	Huonville Primary School	74 Wilnot Rd, Huonville	7109
Judbury	Judbury	Judbury Community Centre	1273 Glen Huon Rd, Judbury	7109
Kettering	Kettering	Kettering Community Centre	2963 Channel Hwy, Kettering	7050
Kingston	Kingston	Kingborough Council	15 Channel Hwy, Kingston	7050
Kingston Beach	Kingston Beach	Kingston Beach Community Hall	20 Beach Rd, Kingston Beach	7050
Lauderdale	Lauderdale	Lauderdale Community Hall	528a South Arm Rd, Lauderdale	7021
Lindisfarne	Lindisfarne	Lindisfarne Primary School	17 Loatta Rd, Lindisfarne	7015
Lindisfarne Village	Lindisfarne	St Aidans Church Hall	54 Lincoln St, Lindisfarne	7015
Maranoa Heights	Kingston	Southern Christian College	150 Redwood Rd, Kingston	7050
Margate	Margate	Margate Hall	1744 Channel Hwy, Margate	7054
Middleton	Middleton	South Channel Community Centre	McDowall St, Middleton	7163
Montagu Bay	Montagu Bay	Montagu Bay Primary School	10 Conara Rd, Montagu Bay	7018
Mornington	Mornington	Citywide Baptist Church	400 Cambridge Rd, Mornington	7018
Mountain River	Mountain River	Mountain River Memorial Hall	263 Mountain River Rd, Mountain River	7109
Ranelagh	Ranelagh	Ranelagh Soldiers Memorial Hall	40 Marguerite St, Ranelagh	7109
Risdon Vale	Risdon Vale	Risdon Vale Primary School	2 Heather Rd, Risdon Vale	7016
Rokeby	Rokeby	Emmanuel Christian School	1 Chipmans Rd, Rokeby	7019
Sandfly	Sandfly	Sandfly Hall	811 Sandfly Rd, Sandfly	7150
Sandford	Sandford	Sandford Hall	949 South Arm Rd, Sandford	7020
Seven Mile Beach	Seven Mile Beach	Ramada Resort	78 Surf Rd, Seven Mile Beach	7170
Snug	Snug	Snug Primary School	2208 Channel Hwy, Snug	7054
South Arm	South Arm	South Arm Primary School	32 Harmony Lane, South Arm	7022
Southport	Southport	Southport Community Centre	8606 Huon Hwy, Southport	7109
Tranmere	Howrah	Tranmere Hall	27 Tranmere Rd, Howrah	7018
Warrane	Warrane	Warrane Primary School	213 Cambridge Rd, Warrane	7018
Woodbridge	Woodbridge	Woodbridge Hall	3445 Channel Hwy, Woodbridge	7162

## 2021 House of Assembly polling place details

Division of Franklin cont'd				
Polling place name	Locality	Premise name	Address	Postcode
<b>Polling places abolished since 2018 election</b>				
Barnes Bay	Bruny Island	Barnes Bay CWA Rooms	678 Bruny Island Main Rd, North Bruny	7150
<b>2018 polling places no longer within division due to updated boundaries</b>				
Old Beach <i>(now in Lyons)</i>	Old Beach	Old Beach Community Centre	Jetty Rd, Old Beach	7017
Richmond <i>(now in Lyons)</i>	Richmond	Richmond Primary School	Commercial Rd, Richmond	7025
<b>Polling places added since 2018 election</b>				
Blackmans Bay South	Blackmans Bay	Illawarra Primary School	6 Tinderbox Rd, Blackmans Bay	7052

Division of Lyons				
Polling place name	Locality	Premise name	Address	Postcode
Avoca	Avoca	Avoca War Memorial Hall	3 Falmouth St, Avoca	7213
Bagdad	Bagdad	Bagdad Primary School	46-48 School Rd, Bagdad	7030
Bicheno	Bicheno	Bicheno Beachfront	Sinclair St, Bicheno	7215
* Bothwell	Bothwell	Bothwell Council Chambers	Alexander St, Bothwell	7030
Bracknell	Bracknell	Bracknell Boys & Girls Club Building	Louisa St, Bracknell	7302
* Bridgewater	Bridgewater	Brighton Civic Centre	25 Green Point Rd, Bridgewater	7030
Brighton	Brighton	Brighton Primary School	27 Downie St, Brighton	7030
Broadmarsh	Broadmarsh	Broadmarsh Hall	1218 Elderslie Rd, Broadmarsh	7030
Campania	Campania	Campania Hall	45 Reeve St, Campania	7026
Campbell Town	Campbell Town	Campbell Town Town Hall	75 High St, Campbell Town	7210
Carlton	Carlton	South East Tasmania Salvos	225/227 Carlton River Rd, Carlton	7173
Carrick	Carrick	Carrick Public Hall	29 Meander Valley Rd, Carrick	7291
Chudleigh	Chudleigh	Chudleigh Memorial Hall	54 Sorell St, Chudleigh	7304
Claude Road	Claude Road	Claude Road Memorial Hall	787 Claude Rd, Claude Road	7306
Colebrook	Colebrook	Colebrook Memorial Hall	45 Richmond Street, Colebrook	7027
Coles Bay	Coles Bay	Coles Bay Community Hall	Harold St, Coles Bay	7215
Copping	Copping	Copping Hall	69 Allanby St, Copping	7174
Cressy	Cressy	Cressy Community Hall	Main St, Cressy	7302
Deloraine	Deloraine	Deloraine High School Hall	24 Lansdowne Pl, Deloraine	7304
Dodges Ferry	Dodges Ferry	Dodges Ferry Community Recreation Centre	532 Old Forcett Rd, Dodges Ferry	7173
* Dromedary	Dromedary	Dromedary (Millvale) Community Hall	14 Millvale Rd, Dromedary	7030
Dunalley	Dunalley	Dunalley Primary School	20-32 Bay St, Dunalley	7177
Elizabeth Town	Elizabeth Town	Elizabeth Town Fire Station	5816 Bass Hwy, Elizabeth Town	7304
Epping	Epping Forest	Epping Forest Public Hall	13515 Midland Hwy, Epping Forest	7211
Evandale	Evandale	Evandale Primary School	5-11 Barclay St, Evandale	7212
Fingal	Fingal	Fingal Neighbourhood House	20 Talbot Street, Fingal	7214
Forcett	Forcett	Forcett Public Hall	699 Arthur Hwy, Forcett	7173
* Gagebrook	Gagebrook	Gagebrook Primary School	4 Tottenham Rd, Gagebrook	7030
* Glenora	Glenora	Glenora District High School	620 Gordon River Rd, Glenora	7140
* Granton	Granton	Granton Memorial Hall	Lyell Hwy, Granton	7030
Hadspen <i>(formerly in Bass)</i>	Hadspen	Hadspen Uniting Church Centre	47 Main St, Hadspen	7290
Hagley	Hagley	Hagley Farm Primary School	2508 Meander Valley Rd, Hagley	7292
Kempton	Kempton	Kempton Council Chambers	Main St, Kempton	7030
* Lachlan	Lachlan	Lachlan Community Hall	511 Lachlan Rd, Lachlan	7140
Longford	Longford	Longford War Memorial Hall	Wellington St, Longford	7301
Lower Barrington	Lower Barrington	Lower Barrington Public Hall	1027 Sheffield Rd, Lower Barrington	7306
* Magra	Magra	Magra CWA Building	Back River Rd, Magra	7140
Meander	Meander	Meander Memorial Hall	124 Main Rd, Meander	7304
Midway Point	Midway Point	Midway Point Community Hall	Raynors Rd, Midway Point	7171
* Miena	Miena	Miena Community Centre	55-57 Cider Gum Rd, Miena	7030
Mole Creek	Mole Creek	Mole Creek Primary School	4 Caveside Rd, Mole Creek	7304
* Molesworth	Molesworth	Molesworth Community Hall	560 Molesworth Rd, Molesworth	7140
* New Norfolk	New Norfolk	New Norfolk Primary School	8 Pioneer Ave, New Norfolk	7140
* New Norfolk North	New Norfolk	Fairview Primary School	211 Back River Rd, New Norfolk	7140
Nubeena	Nubeena	Tasman Civic Centre	21 Clarke St, Nubeena	7184

## 2021 House of Assembly polling place details

Division of Lyons cont'd				
Polling place name	Locality	Premise name	Address	Postcode
Oatlands	Oatlands	Oatlands Council Chambers	71 High St, Oatlands	7120
Old Beach <i>(formerly in Franklin)</i>	Old Beach	Old Beach Community Centre	Jetty Rd, Old Beach	7017
Orford	Orford	Orford Primary School	35 Charles St, Orford	7190
* Ouse	Ouse	Ouse Online Access Centre	6947 Lyell Hwy, Ouse	7140
Perth	Perth	Perth Community Centre	173 Fairtlough St, Perth	7300
Pontville	Pontville	Pontville Old Council Chambers	262 Brighton Rd, Pontville	7030
Primrose Sands	Primrose Sands	Primrose Sands Community Hall	570 Primrose Sands Rd, Primrose Sands	7173
Prospect Vale <i>(formerly in Bass)</i>	Prospect Vale	Residential Retirement Village Clubrooms	12 Casino Rise, Prospect Vale	7250
Railton	Railton	Sheffield School (Railton Campus)	94 Foster St, Railton	7305
Richmond <i>(formerly in Franklin)</i>	Richmond	Richmond Primary School	Commercial Rd, Richmond	7025
Ross	Ross	Ross Town Hall	12 Bridge St, Ross	7209
Scamander	Scamander	Scamander Sports Complex	Coach Rd, Scamander	7215
Sheffield	Sheffield	Sheffield School	12 Henry St, Sheffield	7306
Sorell	Sorell	Sorell Memorial Hall	49 Cole St, Sorell	7172
St Helens	St Helens	St Helens Memorial Hall	Cecilia St, St Helens	7216
St Marys	St Marys	St Marys Community Hall	23 Main St, St Marys	7215
Swansea	Swansea	Swansea Town Hall	12 Franklin St, Swansea	7190
Taranna	Taranna	Tasman Community Centre	33 Amy St, Taranna	7180
Tea Tree	Tea Tree	Tea Tree Community Hall	Briar Banks Rd, Tea Tree	7017
Triabunna	Triabunna	Triabunna Hall	3 Vicary St, Triabunna	7190
Tunnack	Tunnack	Tunnack Public Hall	Tunnack Rd, Tunnack	7120
Westbury	Westbury	Westbury Town Hall	26 Lyall St, Westbury	7303
* Westerway	Westerway	Westerway Primary School	1619 Gordon River Rd, Westerway	7140
Wilmot	Wilmot	Wilmot Primary School	61 Main Rd, Wilmot	7310

\* denotes a dual polling place where voting was available at both State and Legislative Council elections

Division of Lyons cont'd				
Polling place name	Locality	Premise name	Address	Postcode
<b>Polling places abolished since 2018 election</b>				
Frankford	Frankford	Frankford Memorial Hall	Frankford Rd, Frankford	7275
Levendale	Levendale	Levendale Community Hall	Woodsdale Rd, Levendale	7120
Mathinna	Mathinna	Mathinna Community Centre	21 High St, Mathinna	7214
Maydena	Maydena	Giant's Table and Cottages	9-13 Junee Rd, Maydena	7140
<b>2018 polling places no longer within division due to updated boundaries</b>				
Beaconsfield <i>(now in Bass)</i>	Beaconsfield	Beaconsfield Senior Citizens' Hall	Weld St, Beaconsfield	7270
Beauty Point <i>(now in Bass)</i>	Beauty Point	Beauty Point Uniting Church Hall	Beatty St, Beauty Point	7270
Exeter <i>(now in Bass)</i>	Exeter	Exeter High School	28 Glen Ard Mohr Rd, Exeter	7275
Glengarry <i>(now in Bass)</i>	Glengarry	Glengarry Fire Station	Frankford Rd, Glengarry	7275
Gravelly Beach <i>(now in Bass)</i>	Gravelly Beach	Gravelly Beach Main Hall	Edinburgh Park, Gravelly Beach	7276
Kelso <i>(now in Bass)</i>	Kelso	Kelso Community Centre	Foreshore Rd, Kelso	7270
Legana <i>(now in Bass)</i>	Legana	Legana Memorial Hall	43 Fulton St, Legana	7277
Moriarty <i>(now in Braddon)</i>	Moriarty	Moriarty Hall	1 Bonneys La, Moriarty	7307
Port Sorell <i>(now in Braddon)</i>	Port Sorell	Port Sorell Memorial Hall	Cnr Darling and Meredith Sts, Port Sorell	7307
Sassafras <i>(now in Braddon)</i>	Sassafras	Sassafras Primary School	50 School Rd, Sassafras	7307
Sidmouth <i>(now in Bass)</i>	Sidmouth	Sidmouth Community Centre	255 Batman Hwy, Sidmouth	7270
Wesley Vale <i>(now in Braddon)</i>	Wesley Vale	Andrews Creek Primary School	20 Westwind Dr, Wesley Vale	7307
<b>Polling places added since 2018 election</b>				
Carlton	Carlton	South East Tasmania Salvos	225/227 Carlton River Rd, Carlton	7173

## 2021 House of Assembly polling place details

Pre-poll voting centres				
Division	Locality	Premise name	Address	Postcode
Bass	George Town	George Town Memorial Hall	29-67 Macquarie St, George Town	7253
Bass	Launceston		175-177 Charles St, Launceston	7250
Bass	Scottsdale	St Barnabas' Church Hall	55 King St, Scottsdale	7260
Braddon	Burnie		26 Cattley St, Burnie	7320
Braddon	Devonport	paranaple Arts Centre	145 Rooke St, Devonport	7310
Braddon	Queenstown	West Coast Community Services Hub	9-13 Driffield St, Queenstown	7467
Braddon	Smithton	Smithton Hockey Centre	51/53 Havelock St, Smithton	7330
Clark	Glenorchy	St Matthews Church	Cnr Tolosa St and Main Rd, Glenorchy	7010
Clark	Hobart		Ground level, 144 Macquarie St, Hobart	7000
Franklin	Bellerive	Clarence Uniting Church	Cnr of Cambridge Rd and York St, Bellerive	7018
Franklin	Kingston	Kingborough Community Hub	7 Goshawk Way, Kingston	7050
Lyons	Granton	Granton Memorial Hall	1 Lyell Hwy, Granton	7030
Lyons	New Norfolk	New Norfolk War Memorial Hall	Circle St, New Norfolk	7140
Lyons	Sorell	PCYC shed	Pembroke Park, Arthur St, Sorell	7172
Lyons	St Helens	St Helens Senior Citizens Rooms	39 Cecilia St, St Helens	7216

# Appendix E

Commission letter  
to the President of  
the Legislative Council –  
Commission resolution  
not to conduct periodic  
Legislative Council elections  
in May 2020

To The Honourable Craig Farrell,  
President of the Legislative Council

In accordance to section 9(1d) of the *Electoral Act 2004*, we are writing to inform you that on Wednesday 15 April 2020 the Tasmanian Electoral Commission made the following resolution:

*As a result of advice from the Director of Public Health that it is likely that it will be a health risk and breach of a future Direction to open polling places on any polling day in May, the Commission resolves not to conduct the periodic Legislative Council elections in May 2020.*

#### Background

Under section 19 of the *Constitution Act 1934*, there are to be periodic Legislative Council elections in each year and polling day for these elections is to be a Saturday in May (by default the first Saturday in May).

In response to the health risks of COVID-19 and related social distancing restrictions coming into effect in Tasmania, the election dates for the 2020 Legislative Council elections was revised, changing polling day from Saturday 2 May to 30 May. The new date provided for an extended early voting period and longer period for electors to apply and be issued with postal votes, if they were unable to attend a polling place.

However, on 30 March, the Director of Public Health (DPH) issued directions creating significantly tighter restrictions on many facilities including those scheduled to be used as polling places and, with the exception of essential services, placed new restrictions on gatherings of more than 2 persons. The Commission sought further advice from the Solicitor General and sought a formal direction from the DPH as to the safety of Tasmanians attending polling places for these elections.

On Friday 9 April, the Director of Public Health informed the Commission that it is likely that the gathering of people on a polling day in May and the assemblies of people needed to conduct an election would be a public health risk and breach a Direction issued at that time.

#### Resolution

Therefore, the Commission resolved to not conduct the 2020 Legislative Council elections in May.

#### Why not a postal vote election?

With the new restrictions effectively removing the possibility of opening polling places for these elections, some have called for these elections to be changed from an attendance ballot to a full postal vote.

As established under the *Electoral Act 2004*, Tasmanian Parliamentary elections are to be attendance ballots, where voting should be undertaken at a polling place on polling day. As voting at these elections is compulsory, the Act also provides for supplementary processes – including pre-poll, mobile, Antarctic and postal voting – to enable those electors unable to attend a polling place on polling day to vote.

After seeking advice from the Solicitor-General, the Commission takes the view that a Tasmanian Parliamentary election conducted solely by postal vote is not an election for the purposes of the Electoral Act. Therefore, to continue with an election in May and not be able to provide any attendance voting, would provide a structural problem, which may be highly contestable. There may also be other grounds for legal challenge to May elections, due to the restrictions on movement and campaigning by candidates. In addition, the dominance of COVID-19 across Tasmania in all forms of communications meant there has been no opportunity for any community conversation and debate regarding the 2020 Legislative Council elections.

#### Where to from here

A special gazette dated Wednesday 15 April 2020, included the following two elements:

- The revoking by the Governor of her Proclamation dated 30 March appointing a date on which a poll is held in respect of the periodical elections of members of the Legislative Council to be held in 2020, and
- The issuing of a notice by the Premier under section 13 of the *COVID-19 Disease Emergency (Miscellaneous Provisions) Act 2020* to declare that the Saturday in the month that the Governor may by proclamation appoint under section 19(4) of the *Constitution Act 1934*, in behalf of the next periodical elections, to be held in the year 2020, be extended to a Saturday as fixed in the month of June, July or August in that year.

As a new proclamation appointing a new polling day is yet to be made by the Governor, it could be argued that there is still a requirement for the Commission to conduct elections with a 2 May polling day. Therefore, the Commission has made the resolution stated above for procedural completeness and to remove any doubt as to the immediate conduct the 2020 Legislative Council elections.



As the future course of the COVID-19 outbreak in Tasmania is unknown, it is not possible to predict how long current social distancing and gathering restrictions will be in place. Therefore, new election dates for the 2020 Legislative Council elections are yet to be set.

However, as noted above, the notice issued by the Premier has enabled the Governor to appoint a polling day for these elections to a Saturday in the month of June, July or August this year.

Please feel free to contact either Mike or Andrew if you have any questions.

Yours sincerely



Mike Blake  
CHAIRPERSON



Andrew Hawkey  
ELECTORAL  
COMMISSIONER



Karen Frost  
MEMBER

17 April 2020

# Appendix F

---

Commission letter to  
the President of the  
Legislative Council –  
Letter accompanying  
the TEC's *Analysis of  
participation rates at  
the the 2021 Legislative  
Council elections.*

The Honourable Craig Farrell MLC  
President of the Legislative Council  
Parliament House  
HOBART TAS 7000

Level 3  
169 Main Road  
Moonah Tasmania 7009  
PO Box 307  
Moonah Tas 7009  
Phone (03) 6208 8700  
Fax (03) 6208 8791  
ballot.box@tec.tas.gov.au  
www.tec.tas.gov.au

Dear President

**Report: Analysis of participation rates at the 2021 Legislative Council elections**

At its 12 July meeting, the Tasmanian Electoral Commission resolved to provide the Legislative Council with this report, which includes an analysis of the participation rates at the recent Legislative Council elections and a discussion of the factors that likely influenced these rates.

The situation of both Legislative Council periodical elections and House of Assembly election polling days being on Saturday 1 May 2021 meant that for the first time, Legislative Council electors were required to vote at two different parliamentary elections on the same day.

On and following polling day, the Tasmanian Electoral Commission became aware of reports that some Derwent and Windermere electors had attended polling places outside the Legislative Council electoral boundaries (House of Assembly only polling places) and were therefore unable to vote in the Legislative Council election at those polling places. Once all elections were finalised the participation rates at the Legislative Council elections were identified as being around 9% lower than those for the associated House of Assembly divisions.

As a result, the Commission has conducted a detailed analysis to ascertain whether, and to what extent, Legislative Council election participation may have been adversely impacted. This analysis has shown:

- 1 683 (6.3%) Derwent and 1 723 (6.3%) Windermere electors attended a "House of Assembly only" polling place or mobile polling location and therefore voted only at the State election.
- 344 (1.3%) Derwent and 231 (0.8%) Windermere electors used a dual voting service but appear to have only been issued a House of Assembly ballot paper because of staff (administrative) error.

In reviewing the full analysis undertaken, as discussed at the end of the report, the Commission is of the view that it will not challenge the result of the election.

All election statistical summaries, including any additional analysis, are published in the Commission's Parliamentary election report, which would be tabled with Parliament in the months after each state election. However, the Commission believes it more appropriate to release this information prior to the expiry of the 90-day period in which the elections may be challenged. In accordance with section 205 of the *Electoral Act 2004*, an application to dispute these elections must be lodged by 9 August 2021 (Derwent) and 12 August 2021 (Windermere).

Yours sincerely



Mike Blake  
Chair



Karen Frost  
Member



Andrew Hawkey  
Electoral Commissioner

20 July 2021

