



2024 to 2025

Report on
Parliamentary
Elections

294 Elizabeth Street
North Hobart, Tasmania 7000

PO Box 307
Moonah Tas 7009

Phone (03) 6208 8700
Fax (03) 6208 8791
ballot.box@tec.tas.gov.au
www.tec.tas.gov.au

To The Honourable Craig Farrell
President of the Legislative Council, and

The Honourable Jacqueline Petrusma
Speaker of the House of Assembly

We are pleased to submit this report on Tasmanian parliamentary elections conducted during the period 2024 to 2025, comprising the May 2025 Legislative Council elections for the divisions of Montgomery, Nelson and Pembroke, which were delayed to accommodate the 2025 federal election, and the July 2025 House of Assembly (State) election.

The Tasmanian Electoral Commission (TEC) has statutory responsibilities for the independent and impartial conduct of elections and referendums, including:

- House of Assembly elections, by-elections and recounts
- Legislative Council elections and by-elections
- State referendums, and
- the implementation of electoral boundary redistributions.

This report on parliamentary elections is in addition to the Tasmanian Electoral Commission's annual reports and has been prepared in accordance with section 13 of the *Electoral Act 2004*.

A period of reform and transition

The period covered by this report spans a relatively short interval since the Commission's previous report of 17 October 2024. It is a period shaped by a high level of electoral activity delivered alongside substantial legislative reforms, and the establishment of the new Electoral Disclosure and Funding Scheme.

This period also saw significant organisational growth and restructuring, undertaken to ensure the Commission has the capability and capacity required to meet its expanding responsibilities. This growth was achieved while maintaining the independent and impartial administration of elections, with a continued focus on integrity, transparency and public confidence.

2025 House of Assembly general election

On 11 June 2025, Her Excellency the Governor informed the Electoral Commissioner that, on the advice of the Premier, Parliament had been prorogued and the House of Assembly dissolved. Writs for a general election were issued on 18 June.

Polling day was held on Saturday 19 July 2025 for the five House of Assembly divisions of Bass, Braddon, Clark, Franklin and Lyons. Nominations closed at midday on 26 June, with 161 candidates nominated to contest the election.

Hare-Clark counts for all divisions commenced following the close of the postal return period on 29 July. All candidates were elected by 2 August, and the declaration of the poll for each division was conducted on 5 August, with writs returned later that day.

The statewide rate of informal voting decreased from 6.31 per cent in 2024 to 5.84 per cent in 2025. This reduction was primarily driven by a decline in apparent unintentional informal voting, which the Commission monitors as an indication of voter understanding and confidence, while levels of apparent intentional informality increased slightly. Further analysis of informal voting patterns is provided in the informal ballot paper survey at page 23 of this report and in Appendix A.

Participation was slightly lower than at the previous election, declining from 91.15 per cent to 90.05 per cent. While turnout in Australian elections remains high by international standards, recent national and state elections indicate a decline from historically high levels. In this context, the Commission continues to monitor participation patterns closely and to pursue initiatives that support broad participation across the Tasmanian community.

Changes to the definition of electoral matter

Significant amendments to the *Electoral Act 2004* relating to campaigning and advertising were enacted through the Electoral Matters (Miscellaneous Amendments) Act 2023, which came into effect in late 2024 and shaped the regulatory environment for the 2025 State election.

Central to these changes was a substantially revised definition of ‘electoral matter’, which now focuses on the dominant purpose of a communication and explicitly recognises modern forms of communication, including digital, social media and electronic messaging.

The Act also clarifies how dominant purpose is to be assessed, sets out specific exclusions, and identifies factors relevant to determining whether a communication is electoral matter.

Together, these changes significantly expand and clarify the regulatory framework governing political communication during election periods, with direct implications for authorisation requirements under the Act and for the administration of the Electoral Disclosure and Funding Scheme.

Establishing the new Electoral Disclosure and Funding Scheme

The introduction of the Electoral Disclosure and Funding Scheme marked a substantial expansion of the Commission’s regulatory responsibilities and represented a significant shift in the oversight of political finance in Tasmania.

With the scheme coming into effect on 1 July 2025, it was implemented within a challenging operating environment, including compressed timeframes, heightened public and stakeholder interest, and its commencement during the early stages of the 2025 State election.

In response, the Commission reprioritised later phases of work and rapidly established the core systems, guidance and administrative processes required for a State election. This was supported by targeted engagement to assist participant understanding and compliance, enabling the Commission to meet its new responsibilities during an ongoing election while maintaining transparency, integrity and the consistent application of the legislative framework.

Expanded access to Telephone Assisted Voting

Telephone Assisted Voting has assumed greater significance in recent elections, as an ongoing reduction in the availability and timeliness of postal services continues to influence how electors participate. In this context, telephone voting is now promoted as the preferred means of participation for interstate and overseas electors, for whom mail-based voting is often not a viable option.

While Telephone Assisted Voting was already an established voting method, its use was expanded for the 2025 Legislative Council elections to improve accessibility for electors with a print disability. This expansion reflects a broader understanding that barriers to independent voting are not limited to vision impairment, but can also arise from physical, cognitive and literacy-related factors that affect a person’s ability to read or complete ballot material.

The change was enabled by the commencement of the Electoral Amendment (Alternative Voting Procedures) Act 2025 on 16 May, which allows the Commission to approve alternative voting procedures where necessary and appropriate, to support participation by electors of all abilities and needs.

As required by the Act, the TEC consulted with relevant accessibility and inclusion organisations through its Disability Advisory Committee, which met on 16 April 2025. Input from communities with lived experience of print disabilities informed the development of procedures and terminology, ensuring alignment with current best practice.

The expansion of Telephone Assisted Voting formed part of the Commission’s broader focus on enhancing accessibility and ensuring that electoral services respond to the diverse needs of the Tasmanian community. This focus was also reflected in initiatives such as the introduction of a quiet voting hour at pre-poll centres for the 2025 Legislative Council elections, and the provision of new translated resources for the 2025 State election.

A new elector awareness campaign

A new voter awareness campaign was introduced at the 2025 State election to support voter engagement with a clear and relatable message about participation in the electoral process. Development commenced in late 2024 and was completed in May 2025. Though not conceived in response to a forthcoming State election, its delivery was timely, with the campaign launching across television, radio and print in June following the calling of the snap election.

Built around the theme 'It's a decision we make together', the campaign highlights voting as an act of collective decision-making, expressed through striking, community-focused visuals. This approach is intended to support broad understanding and trust, particularly in a contemporary media environment where complexity and misinformation can undermine voter confidence. It reflects the Commission's broader objective of promoting informed and confident participation in elections.



Constructive engagement with parliamentary processes

During the reporting period, the Joint Standing Committee on Electoral Matters of the Parliament of Tasmania commenced its work under the 51st Parliament, with a remit to inquire into electoral laws and the administration, operation and conduct of Tasmanian elections. The Commission has appeared before the Committee as part of its inquiries and is engaging constructively with its processes, including through the provision of evidence and information to support informed consideration of electoral administration and practice. The Commission welcomes this forum for parliamentary review and will continue to assist the Committee in its work.

Mike Blake
CHAIRPERSON

Andrew Hawkey
ELECTORAL
COMMISSIONER

Allyson Warrington
MEMBER

05 March 2026

Report available in electronic form

The tables contained in this report are available in Microsoft Excel format on request.
This report can also be downloaded in PDF format from the Tasmanian Electoral Commission website
www.tec.tas.gov.au

Relevant legislation

Electoral Act 2004 and regulations

Constitution Act 1934

Legislative Council Electoral Boundaries Act 1995

Copies of the legislation can be found on the internet at www.legislation.tas.gov.au

Previous reports

Report on Parliamentary Elections 2022 to 2024

Report on Parliamentary Elections 2019 to 2021

Report on Parliamentary Elections 2015 to 2018

Report on Parliamentary Elections 2011 to 2014

Report on Parliamentary Elections 2007 to 2010

Report on Parliamentary Elections 2003 to 2006

Report on Parliamentary Elections 1999 to 2002

Report on Parliamentary Elections 1998

Report on Parliamentary Elections 1995 to 1997

Report on Parliamentary Elections 1990 to 1994

These and earlier reports are also available for download in PDF format from the
Tasmanian Electoral Commission website www.tec.tas.gov.au

Contents

Legislative Council elections

Enrolment	3
Periodic cycle	4
Election summary	5
2025 election results	6

House of Assembly elections

House of Assembly 2025 general election	14	
Members of the fifty-second Parliament	15	
Tasmania's Hare-Clark system	16	
2025 General election statistics	19	
First preference figures		
	Bass	26
	Braddon	32
	Clark	38
	Franklin	42
	Lyons	46
Abstracts of the counts		
	Bass	54
	Braddon	56
	Clark	58
	Franklin	60
	Lyons	62
Casual vacancies filled by recount		66

Appendices

A – Informal ballot paper surveys	71
B – History tables	94
C – Candidate details	102
D - Polling place details	110

Maps

Legislative Council divisions
House of Assembly divisions



Legislative Council elections



Legislative Council divisional enrolment

The following table shows enrolment as at 30 April for each year of the reporting period. For the enrolment figure as at the close of roll for divisions requiring elections during the 2025 reporting period, please see election results.

Division	30 April 2025
Derwent	28,579
Elwick	23,517
Hobart	24,371
Huon	28,338
Launceston	25,504
McIntyre	30,797
Mersey	30,157
Montgomery	29,815
Murchison	28,478
Nelson	25,559
Pembroke	23,453
Prosser	27,715
Rosevears	28,699
Rumney	28,801
Windermere	28,334
Total	412,117

Periodic cycle of Legislative Council elections

Division	Current member	Next periodic election
Huon	Hon DA Harriss	2026
Rosevears	Hon JL Palmer	2026
Derwent	Hon CM Farrell	2027
Mersey	Hon MV Gaffney	2027
Windermere	Hon NJH Duigan	2027
Elwick	Hon RJ Thomas	2028
McIntyre	Hon TV Rattray	2028
Launceston	Hon RL Armitage	2029
Murchison	Hon RJ Forrest	2029
Rumney	Hon SE Lovell	2029
Hobart	Hon CS O'Connor	2030
Prosser	Hon KJ Vincent	2030
Montgomery	Hon CK Hiscutt	2031
Nelson	Hon MT Webb	2031
Pembroke	Hon LM Edmunds	2031

Election summary

2025

Issue of writs	15 April	Close of nominations	1 May
Polling day	24 May	Return of writs	30 May

Division	Retiring member	Elected candidate
Montgomery	LA Hiscutt	CK Hiscutt
Nelson	MT Webb	MT Webb
Pembroke	LM Edmunds	LM Edmunds

Division of MONTGOMERY

Election summary

Retiring member – The Honourable Leonie A Hiscutt
 Returning officer – Michael Leyden
 Elected member to serve for a six year term until May 2031

Election held on 24 May 2025

Electors enrolled 29,824
 Electors who voted 24,548 (82.31%)
 Informal votes 906 (3.69%)

First preference votes and informal ballot papers by polling place

Polling place	Tasmanian Greens		Independent	Liberal Party	Shooters, Fishers, Farmers TAS	Total formal votes	Informal	Total ballot papers counted
	BRIGGS Darren	BURNETT Gatty	HISCUTT Casey	PARRY Stephen	PICKIN Adrian			
Acton	196	58	306	204	133	897	49	946
Claude Road	83	15	35	58	54	245	8	253
Forth	133	22	131	199	75	560	20	580
Gawler	77	19	117	155	67	435	25	460
Havenview	90	24	138	103	58	413	18	431
Heybridge	51	8	121	62	41	283	18	301
Highclere	15	4	35	44	30	128	6	134
Lower Barrington	134	22	181	233	120	690	42	732
Natone	24	5	46	34	27	136	8	144
North Motton	59	12	65	95	59	290	10	300
Penguin	441	38	568	283	144	1,474	50	1,524
Preston	26	4	15	22	22	89	4	93
Riana	24	3	61	31	24	143	5	148
Ridgley	63	23	159	146	103	494	22	516
Romaine	227	50	326	276	165	1,044	58	1,102
Sheffield	155	42	123	212	157	689	23	712
South Riana	33	8	63	45	41	190	10	200
Sprent	33	4	62	62	46	207	10	217
Stowport	52	14	89	78	39	272	19	291
Sulphur Creek	163	28	262	178	53	684	18	702
Turners Beach	156	25	196	302	78	757	25	782
Ulverstone Central	224	26	269	300	72	891	44	935
Ulverstone East	107	15	184	188	56	550	26	576
Ulverstone South	263	54	408	385	145	1,255	38	1,293
West Ulverstone	221	52	334	326	141	1,074	55	1,129
Wilmot	69	9	44	49	44	215	11	226
Wivenhoe	57	19	84	75	25	260	9	269
Total ordinary	3,176	603	4,422	4,145	2,019	14,365	631	14,996
Mobile	30	21	89	81	21	242	11	253
Pre-poll	1,543	315	2,564	2,287	835	7,544	231	7,775
Pre-poll (out of division)	10	0	6	3	5	24	1	25
Postal	324	66	466	368	157	1,381	32	1,413
Provisional	9	2	11	13	7	42	0	42
Out of division	19	1	6	14	4	44	0	44
Totals	5,111	1,008	7,564	6,911	3,048	23,642	906	24,548
% Formal vote	21.62%	4.26%	31.99%	29.23%	12.89%		3.69% informal	

Distribution of preferences

		Tasmanian Greens		Independent	Liberal Party	Shooters, Fishers, Farmers TAS				
		BRIGGS Darren	BURNETT Gatty	HISCUTT Casey	PARRY Stephen	PICKIN Adrian	Exhausted votes	Formal votes	Absolute majority	Remarks
Count 1	Total votes	5,111	1,008	7,564	6,911	3,048		23,642	11,822	First preferences
Count 2	Votes transferred	224	-1,008	374	158	252				BURNETT excluded
	Total votes	5,335	0	7,938	7,069	3,300		23,642	11,822	
Count 3	Votes transferred	618		1,853	829	-3,300				PICKIN excluded
	Total votes	5,953		9,791	7,898	0		23,642	11,822	
Count 4	Votes transferred	-5,953		4,696	1,088		169			BRIGGS excluded
	Total votes	0		14,487	8,986		169	23,642	11,737	HISCUTT elected
				61.72%	38.28%					

Division of NELSON

Election summary

Retiring member – The Honourable Megan T (Meg) Webb
 Returning officer – Graeme Ingram
 Elected member to serve for a six year term until May 2031

Election held on 24 May 2025

Electors enrolled 25,560
 Electors who voted 20,985 (82.10%)
 Informal votes 394 (1.88%)

First preference votes and informal ballot papers by polling place

Polling place	Liberal Party	Tasmanian Greens	Independent	Total formal votes	Informal	Total ballot papers counted
	VERMEY Marcus	VOLF Nathan	WEBB Meg			
Blackmans Bay	208	112	375	695	17	712
Dynnyrne	184	137	278	599	8	607
Kingston	1,076	542	1,575	3,193	81	3,274
Kingston Beach	271	128	402	801	22	823
Kingston West	87	36	119	242	4	246
Lower Sandy Bay	362	111	425	898	18	916
Maranoa Heights	283	96	384	763	26	789
Mount Nelson	233	157	660	1,050	13	1,063
Sandy Bay	486	230	646	1,362	22	1,384
Sandy Bay Beach	293	45	322	660	5	665
Taroona	269	226	738	1,233	23	1,256
Waimea Heights	385	119	415	919	15	934
Total ordinary	4,137	1,939	6,339	12,415	254	12,669
Mobile	36	11	42	89	2	91
Pre-poll	2,210	692	3,372	6,274	119	6,393
Pre-poll (out of division)	21	6	31	58	1	59
Postal	589	212	786	1,587	12	1,599
Provisional	21	14	32	67	2	69
Out of division	31	22	48	101	4	105
Totals	7,045	2,896	10,650	20,591	394	20,985
% Formal vote	34.21%	14.06%	51.72%		1.88% informal	

**WEBB
elected**

Division of PEMBROKE

Election summary

Retiring member – The Honourable Luke M Edmunds
 Returning officer – Sharon Sutczak
 Elected member to serve for a six year term until May 2031

Election held on 24 May 2025


Electors enrolled 23,438
 Electors who voted 19,771 (84.35%)
 Informal votes 449 (2.27%)

First preference votes and informal ballot papers by polling place

Polling place	Tasmanian Greens	Australian Labor Party	Shooters, Fishers, Farmers TAS	Independent	Independent	Total formal votes	Informal	Total ballot papers counted
	ALLEN Carly	EDMUNDS Luke	LORING Steve	MULDER Tony	RITCHE Allison			
Bellerive	329	479	47	88	188	1,131	20	1,151
Clarence	276	507	59	110	214	1,166	25	1,191
Geilston Bay	194	404	39	79	190	906	18	924
Howrah	256	642	46	137	228	1,309	33	1,342
Howrah East	62	86	7	28	34	217	8	225
Lindisfarne	282	497	43	72	202	1,096	31	1,127
Lindisfarne Village	395	514	65	133	309	1,416	28	1,444
Montagu Bay	296	408	40	82	191	1,017	25	1,042
Mornington	89	216	27	29	85	446	17	463
Tranmere	319	803	63	203	299	1,687	37	1,724
Warrane	249	684	94	95	292	1,414	62	1,476
Total ordinary	2,747	5,240	530	1,056	2,232	11,805	304	12,109
Mobile	27	85	10	51	83	256	8	264
Pre-poll	814	2,214	200	629	1,237	5,094	103	5,197
Pre-poll (out of division)	77	191	11	29	73	381	8	389
Postal	286	647	61	232	394	1,620	24	1,644
Provisional	22	37	3	2	17	81	0	81
Out of division	22	35	5	10	13	85	2	87
Totals	3,995	8,449	820	2,009	4,049	19,322	449	19,771
% Formal vote	20.68%	43.73%	4.24%	10.40%	20.96%		2.27% informal	

Distribution of preferences

		Tasmanian Greens	Australian Labor Party	Shooters, Fishers, Farmers TAS	Independent	Independent				
		ALLEN Carly	EDMUNDS Luke	LORING Steve	MULDER Tony	RITCHIE Allison	Exhausted votes	Formal votes	Absolute majority	Remarks
Count 1	Total votes	3,995	8,449	820	2,009	4,049		19,322	9,662	First preferences
Count 2	Votes transferred	132	180	-820	254	254				LORING excluded
	Total votes	4,127	8,629	0	2,263	4,303		19,322	9,662	
Count 3	Votes transferred	235	653		-2,263	1,375				MULDER excluded
	Total votes	4,362	9,282		0	5,678		19,322	9,662	
Count 4	Votes transferred	-4,362	1,935			2,384	43			ALLEN excluded
	Total votes	0	11,217			8,062	43	19,322	9,640	EDMUNDS elected
			58.18%			41.82%				



House of Assembly elections



House of Assembly 2025 general election

Election timetable

Issue of writs and close of electoral rolls	6pm Wednesday 18 June 2025
Close of nominations	12 noon Thursday 26 June 2025
Announcement of nominations	12 noon Friday 27 June 2025
Pre-poll voting commenced	8:30am Monday 30 June 2025
Postal vote applications closed	4pm Friday 11 June 2025
Polling day	8am-6pm Saturday 19 July 2025
Return of the writs	Tuesday 5 August 2025

Returning officers

Division of Bass	Jenny Hart
Division of Braddon	Amanda Robins. Note, due to prior commitments, Sherri Nolan appointed for coverage during the period 5pm Thursday 26 June until 5pm on Saturday 28 June.
Division of Clark	Sharon Sutczak
Division of Franklin	Chris Atkins
Division of Lyons	Graeme Ingram

Members of the fifty-second Parliament (2025)

Division of Bass

Liberal Party	ARCHER, Bridget FAIRS, Rob FERGUSON, Michael
Australian Labor Party	FINLAY, Janie GREENE, Jess
Tasmanian Greens	ROSOL, Cecily
Independent	RAZAY, George

Division of Braddon

Liberal Party	ELLIS, Felix JAENSCH, Roger PEARCE, Gavin ROCKLIFF, Jeremy
Australian Labor Party	BROAD, Shane DOW, Anita
Independent	GARLAND, Craig

Division of Clark

Liberal Party	OGILVIE, Madeleine VERMEY, Marcus
Australian Labor Party	HADDAD, Ella WILLIE, Josh
Tasmanian Greens	BAYLEY, Vica BURNET, Helen
Independent	JOHNSTON, Kristie

Division of Franklin

Liberal Party	ABETZ, Eric PETRUSMA, Jacquie
Australian Labor Party	BROWN, Meg WINTER, Dean
Tasmanian Greens	WOODRUFF, Rosalie
Independent	GEORGE, Peter
Independent	O'BYRNE, David

Division of Lyons

Liberal Party	BARNETT, Guy HOWLETT, Jane SHELTON, Mark
Australian Labor Party	BUTLER, Jen MITCHELL, Brian
Tasmanian Greens	BADGER, Tabatha
Shooters, Fishers, Farmers TAS	DI FALCO, Carlo

Tasmania's Hare-Clark system

The Hare-Clark counting system is used in Tasmania to elect seven Members to each division of the Tasmanian House of Assembly.

Hare-Clark is a Single Transferable Vote (STV) method of proportional representation. STV means that a ballot paper moves between candidates as determined by the elector's marked preferences. The Australian Senate also uses a proportional representation counting system, although their counting system has some significant differences to Hare-Clark.

Hare-Clark enables parties, groups and independents to be elected to the House of Assembly in proportion to their support in the division. In other words, compared to other counting systems, the composition of the House more closely reflects the proportion of primary votes for each party on a state-wide basis.

While the term Hare-Clark was originally given to just the process of counting votes, more recently it has taken on a broader meaning to also include a specific ballot paper configuration and rotation of candidate names (Robson Rotation).

Background and features

Where does the name Hare-Clark come from?

Thomas Hare was an Englishman who, in 1856, proposed the idea of a proportional representation election system which was further developed and became known as the Hare system. Andrew Inglis Clark, Tasmania's Attorney-General from 1887-92 and 1894-97, proposed a modified version of the Hare system which became Tasmanian law in 1896. This is now known as the Hare-Clark electoral system and it has been used statewide since 1907.

The ballot paper configuration for House of Assembly elections

The ballot paper displays multiple columns of candidate names. Each registered political party can nominate candidates to appear in a single column under the party name. A group of other candidates can nominate to run together in a column however without a column title.

The order of these columns across the ballot paper is determined by a draw. All ungrouped candidates are listed in the final column.

Under Hare-Clark, electors must mark preferences for individual candidates unlike the Australian Senate ballot papers which include above-the-line voting where electors can choose a specific party or other column of candidates.

Robson Rotation

Robson rotation is a process of rotating candidate names within each column so that the advantage of appearing at the top of the column or directly below another popular candidate are shared equally between candidates. Neil Robson, a former member of the House of Assembly, introduced the process to the Tasmanian Parliament in 1979.

The counting process

How do you cast a formal vote?

To be counted as a vote a ballot paper must have at least the numbers 1, 2, 3, 4, 5, 6 and 7 with no repetitions or omissions. Ballot papers with ticks or crosses, instead of numbers, cannot be counted.

How is a candidate elected?

A candidate is elected when their total number of votes equals or exceeds the quota. The quota is the lowest number of votes a candidate needs to be certain of being elected. For House of Assembly elections, which elect seven members to each division, the quota is calculated as one vote more than an eighth of the total formal votes. For example, if total formal votes were 800, the quota would be 101 ($\frac{1}{8}$ of total + 1 vote). When the seven elected candidates each reach the quota (707 votes in total) only 93 votes remain for the next highest candidate. If the quota had been 100 (only $\frac{1}{8}$ of total) then the top eight candidates could all reach this quota.

What is the counting process

The first step is to count the number of first preference "1" votes for each candidate. All candidates that have reached the quota with first preferences are declared elected after "count 1" and withdrawn from the counting process before "count 2" commences. All votes received by an elected candidate in excess of the quota (the surplus) will be distributed to the continuing candidates (at a later count) according to the preferences indicated on each ballot paper.

Surplus = elected candidate's total votes – the quota

Tasmania's Hare-Clark system (cont'd)

How do we transfer a surplus?

It is important to understand that ballot papers and votes are different. Ballot papers are the medium from which candidates receive votes. The original value of a ballot paper is 1 vote; however, this can change during counting. To distribute surplus votes the parcel of ballot papers used are given a new (reduced) value. The new ballot paper value for transferring the surplus (transfer value) is calculated as follows:

$$\text{Transfer value} = \frac{\text{Surplus votes}}{\text{Number of ballot papers in the last parcel}} \quad (\text{truncate to six decimal places})$$

A simple example:

If at the beginning of counting, a candidate (Jenny) receives 250 first preference votes and the quota is only 200 then:

- Jenny is declared elected and withdrawn from the counting process
- Jenny's surplus is calculated as 50 votes (250 – quota = 50)
- The 250 ballot papers that elected Jenny are used to distribute the surplus
- Each of these ballot papers will now be transferred at a value of 0.2 votes (50/250=0.2)

If Justin then receives 100 of Jenny's 250 ballot papers he gains a further 20 votes (100 * 0.2 = 20 votes)

What happens at Count 2?

If a candidate is elected on first preferences, the next thing to do is to use all of his/her ballot papers to distribute the surplus votes as discussed above.

Further counts

When more than one candidate is elected with a surplus, each surplus is distributed as separate counts in order of election.

Only the last parcel of ballot papers received by the elected candidate are used to distribute a surplus.

When elected at count 1, all first preference ballot papers are used (as seen in the simple example above). If elected at count 9, only the ballot papers received at count 9 are used.

Once all surpluses have been distributed, the candidate with the fewest total votes is declared excluded, withdrawn from the counting process and all of his/her ballot papers are redistributed to continuing candidates.

Excluded candidates

The exclusion of a candidate can take several counts to complete. When a candidate is excluded, ballot papers are passed on to continuing candidates at the same transfer value they were received by the excluded candidate. All ballot papers with the same transfer values are distributed as a new count.

After each count, each continuing candidate's total number of votes is recalculated. Where a continuing candidate reaches the quota, he/she is declared elected and withdrawn from the counting process before the next count commences.

When does the counting stop?

Once an exclusion is completed, the surplus of any candidate elected during that exclusion is distributed. Otherwise, again the continuing candidate with the fewest total number of votes is excluded.

The two processes of distributing surpluses and excluding candidates continues until all vacancies are filled. For House of Assembly elections, the scrutiny stops as soon as seven candidates are declared elected.

Do you always need a quota to get elected?

It is common that the last member is elected without reaching the quota. In some cases, the last two members have been declared elected without reaching the quota.

Why does this happen?

If some ballot papers do not include a preference for every candidate, it is possible to be elected without reaching the quota. If a distributed ballot paper does not have a preference for any of the continuing candidates, it will drop out of the count and the vote it carries is declared "exhausted".

The number of exhausted votes usually increases quickly towards the end of the counting process as fewer candidates remain. The greater the number of votes exhausted, the more likely the last elected candidate will not reach the quota.

The ballot papers instruct the voter to mark a preference for all candidates to reduce the number and impact of exhausted votes.

Polling Place

8 am - 6 pm



2025 General election statistics

Voting summary

	Bass	Braddon	Clark	Franklin	Lyons	Tasmania
Close of roll enrolment	80,566	84,566	74,385	83,928	89,460	412,905
Ballot papers cast	71,993	75,698	67,157	76,745	80,229	371,822
% of electors on the roll	89.36%	89.51%	90.28%	91.44%	89.68%	90.05%
Informal ballot papers	4,543	5,012	3,115	3,738	5,293	21,701
Informality rate	6.31%	6.62%	4.64%	4.87%	6.60%	5.84%
Formal ballot papers	67,450	70,686	64,042	73,007	74,936	350,121

Special voting summary

		Bass	Braddon	Clark	Franklin	Lyons	Total
Mobile - IN division	Ballot papers admitted	1,164	1,021	767	561	504	4,017
Mobile - OUT of division	Ballot papers admitted	52	71	100	268	484	975
Pre-poll - IN division	Ballot papers admitted	16,802	22,764	16,496	16,405	11,573	84,040
Pre-poll - OUT of division	Ballot papers admitted	455	385	2,971	5,415	8,304	17,530
Polling day - OUT of division	Ballot papers admitted	1,817	1,174	3,449	2,568	5,067	14,075
Total OUT of division	Ballot papers admitted	2,324	1,630	6,520	8,251	13,855	32,580
Postal (inc telephone and Antarctic)	Issued	8,415	6,187	7,159	8,188	8,998	38,947
	Ballot papers admitted	7,685	5,485	6,400	7,491	8,238	35,299
Provisional	Issued	2,706	2,035	7,038	8,715	14,326	34,820
	Ballot papers admitted	209	141	316	286	228	1,180
Total special votes	Issued	31,411	33,637	37,980	42,120	49,256	194,404
	Ballot papers admitted	28,184	31,041	30,499	32,994	34,398	157,116

Out of division (absent) vote analysis

Issued for		Bass	Braddon	Clark	Franklin	Lyons
Issued by	Bass	-	580	294	231	6,700
	Braddon	478	-	225	204	1,884
	Clark	340	309	-	5,601	4,106
	Franklin	177	194	4,322	-	1,163
	Lyons	1,307	548	1,675	2,214	-
Total		2,302	1,631	6,516	8,250	13,853

Postal vote analysis

	Bass	Braddon	Clark	Franklin	Lyons
Issued	8,415	6,187	7,159	8,188	8,998
Received	7,773	5,624	6,541	7,595	8,439
Rejected	86	137	139	103	195
Admitted	7,685	5,485	6,400	7,491	8,238
Missing ballot papers	2	2	2	1	6

Note: 'Postal votes received' includes

0 votes issued at interstate pre-poll centres (service discontinued, replaced by phone voting in 2025)
11 votes received via Antarctic Express Vote Service
8,322 votes received via Telephone Assisted Voting

Special votes as a percentage of ballot papers cast

	Bass	Braddon	Clark	Franklin	Lyons
Polling Day - OUT of Division	2.52	1.55	5.14	3.35	6.32
Provisional	0.29	0.19	0.47	0.37	0.28
Pre-poll	23.97	30.58	28.99	28.43	24.78
Postal	10.67	7.25	9.53	9.76	10.27
Mobile	1.69	1.44	1.29	1.08	1.23
Total	39.15	41.01	45.41	42.99	42.87

Early votes (pre-poll, postal, mobile special votes) admitted as a percentage of total ballot papers cast

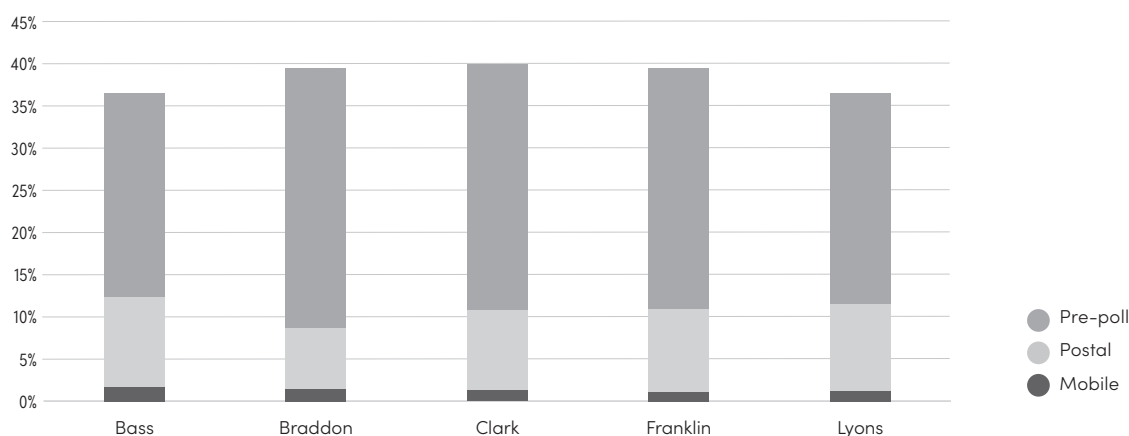


Table data

	Bass	Braddon	Clark	Franklin	Lyons
Pre-poll (inc. IN and OUT of division)	23.97%	30.58%	28.99%	28.43%	24.78%
Postal	10.67%	7.25%	9.53%	9.76%	10.27%
Mobile (inc. IN and OUT of division)	1.69%	1.44%	1.29%	1.08%	1.23%

Party strengths in divisions as indicated by first preferences

		Bass	Braddon	Clark	Franklin	Lyons	Statewide
Liberal Party	First preferences	28,193	35,199	19,624	25,090	31,481	139,587
	Percentage	41.80%	49.80%	30.64%	34.37%	42.01%	39.87%
	Quotas	3.34	3.98	2.45	2.74	3.36	15.87
	Seats won	3	4	2	2	3	14
Australian Labor Party	First preferences	18,564	16,763	17,298	16,629	21,309	90,563
	Percentage	27.52%	23.71%	27.01%	22.78%	28.44%	25.87%
	Quotas	2.20	1.89	2.16	1.82	2.27	10.34
	Seats won	2	2	2	2	2	10
Tasmanian Greens	First preferences	11,136	5,240	14,127	9,884	10,158	50,545
	Percentage	16.51%	7.41%	22.06%	13.54%	13.56%	14.44%
	Quotas	1.32	0.59	1.76	1.08	1.08	5.83
	Seats won	1	0	2	1	1	5
The Nationals	First preferences	1,367	1,123	-	-	3,177	5,667
	Percentage	2.03%	1.59%	-	-	4.24%	1.62%
	Quotas	0.16	0.12	-	-	0.33	0.61
	Seats won	0	0	-	-	0	0
Shooters, Fishers, Farmers TAS	First preferences	2,754	2,355	-	-	5,050	10,159
	Percentage	4.08%	3.33%	-	-	6.74%	2.90%
	Quotas	0.32	0.26	-	-	0.53	1.11
	Seats won	0	0	-	-	1	1
Groups and Independents	First preferences	5,436	10,006	12,993	21,404	3,761	53,600
	Percentage	8.06%	14.16%	20.29%	29.32%	5.02%	15.31%
	Quotas	0.64	1.13	1.62	2.34	0.40	6.13
	Seats won	1	1	1	2	0	5
Total	First preferences	67,450	70,686	64,042	73,007	74,936	350,121
	Quotas	7.98	7.97	7.99	7.98	7.97	39.89
	Seats won	7	7	7	7	7	35
	Informal	4,543	5,012	3,115	3,738	5,293	21,701
	Quota	6.31%	6.62%	4.64%	4.87%	6.60%	5.84%

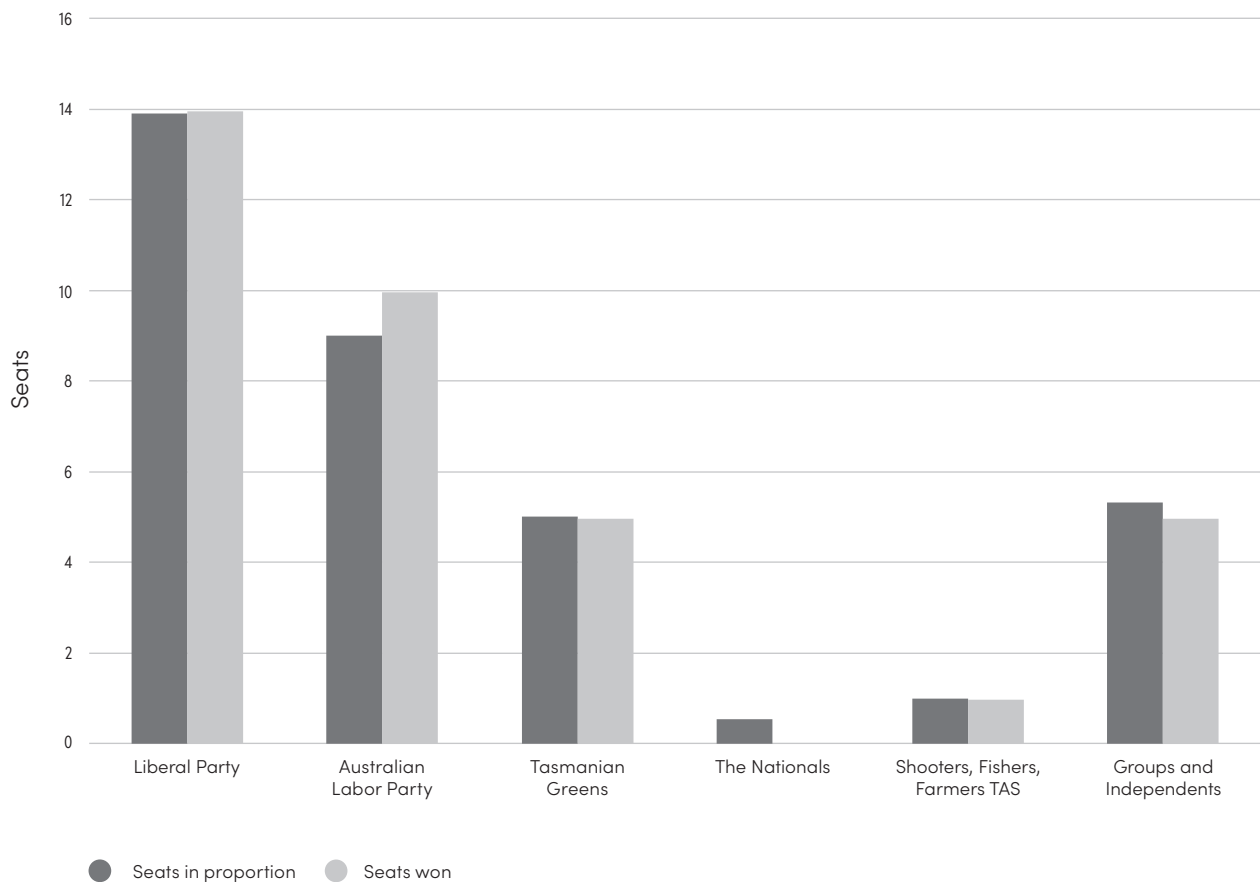
Strength of parties

The State as a single electorate

	First preferences	Seats in proportion*	Seats won
Liberal Party	139,587	13.95	14
Australian Labor Party	90,563	9.05	10
Tasmanian Greens	50,545	5.05	5
The Nationals	5,667	0.57	0
Shooters, Fishers, Farmers TAS	10,159	1.02	1
Groups and Independents	53,600	5.36	5
Total	350,121	35.00	35

*the party's proportion of seats in the House of Assembly calculated from the party's proportion of the State vote.

Seats in proportion compared with seats won (statewide)



Informal ballot paper survey

Tasmania

Apparent intentional informal voting

Blank	4,999
Deliberate informal or scribble/messages only	5,779
Total	10,778

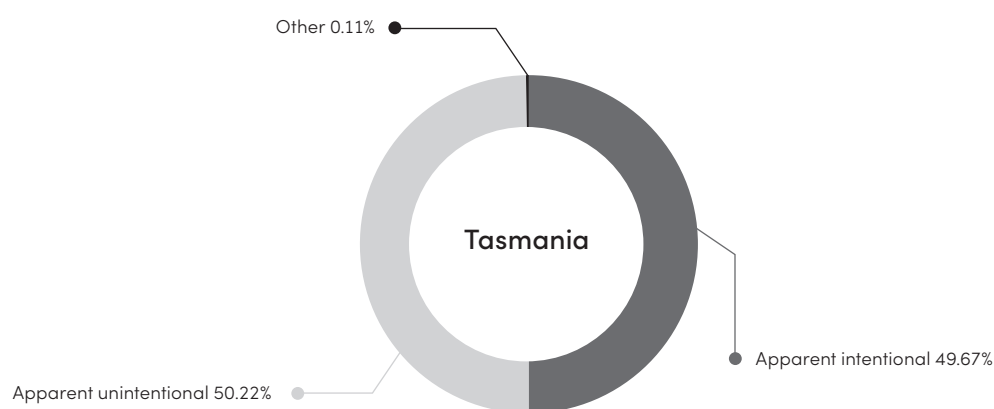
Apparent unintentional informality


Contains writing identifying the elector	60
Contains only ticks or crosses	2,885
Some numbers but no first preference	307
One first preference, but includes repetitions or omissions between 2 and 7	5,693
Two or more first preferences*	
• 2 first preferences	1,032
• 3 or more first preferences, but less than the number of columns	599
• Number of first preferences equals the number of columns -	
Consecutive numbers from 1 within each column	179
Other	45
• Number of first preferences greater than the number of columns	99
Total	10,899

Otherwise determined as informal by the Returning Officer 24

Total 21,701

*Further details of this category relating to total number of columns on a ballot paper is available in the surveys for each division. See appendix A.





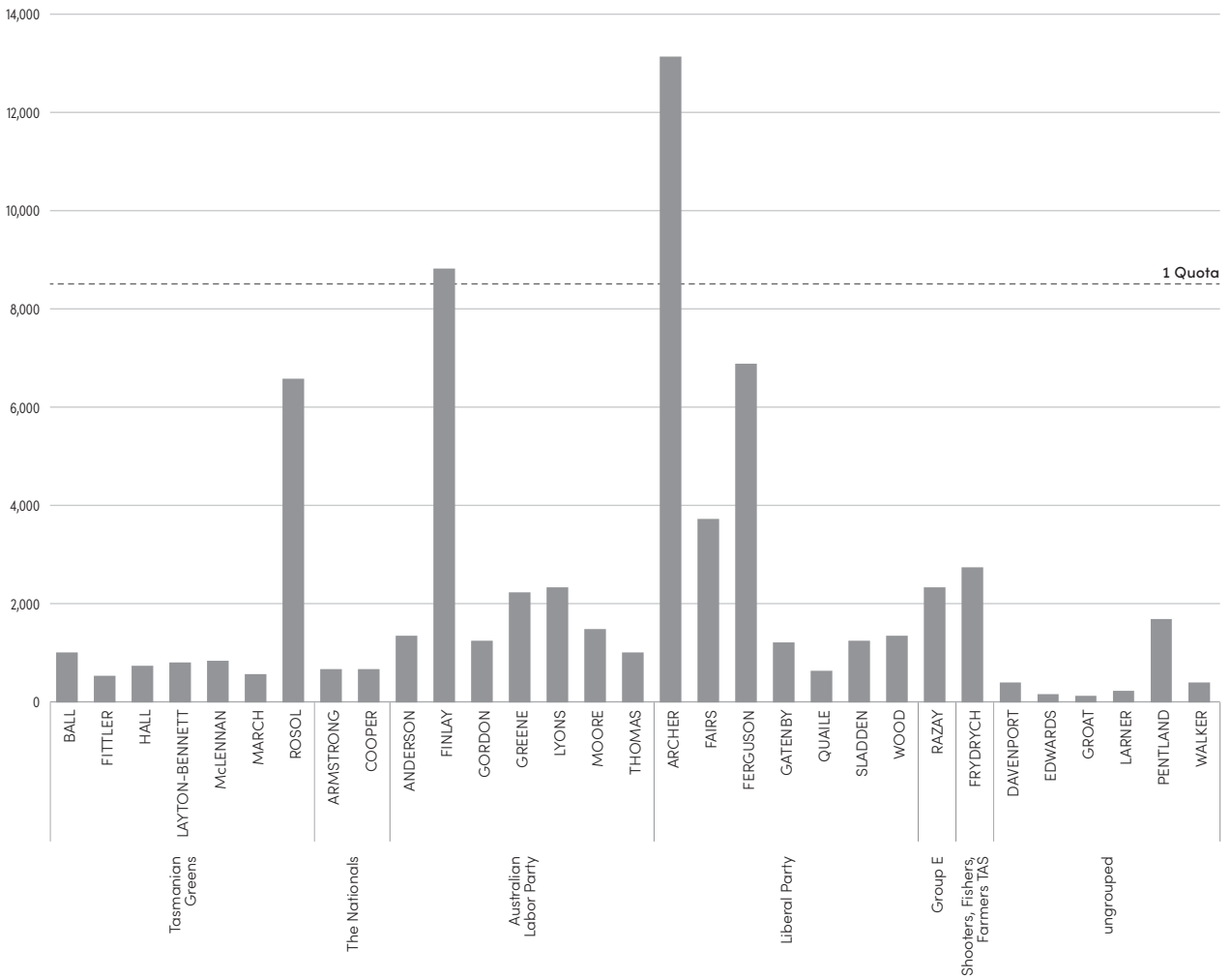
First preference figures

2025 House of Assembly elections

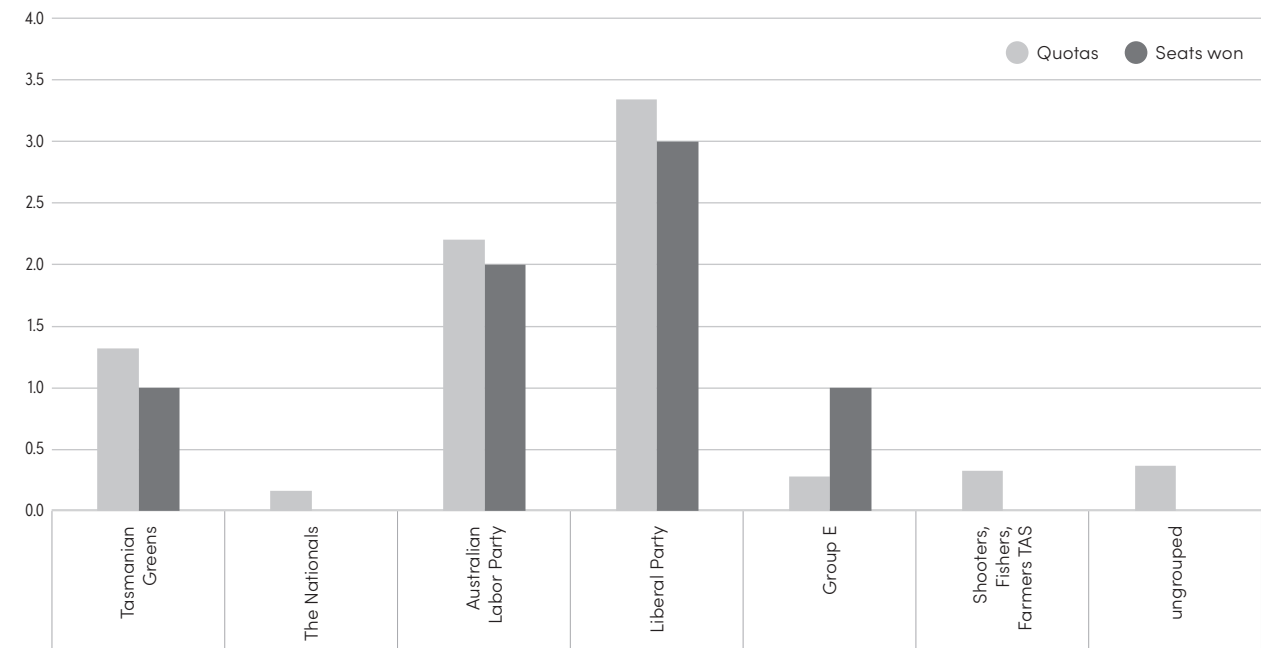


Division of BASS

Candidate first preference totals



Number of quotas attained compared with seats won



BASS first preference votes

Page 1 of 4

Candidates	Beaconsfield	Beauty Point	Branxholm	Bridport	Dilston	East Launceston	Exeter	Five Ways	George Town	George Town South	Gladstone	Glengarry	Gravelly Beach	Hillwood	Inveresk
BALL, Lauren	22	13	5	9	9	15	19	18	16	15	2	4	11	10	27
FITTLER, Jack	12	4	4	5	3	10	13	4	8	10	0	3	8	4	7
HALL, Tom	10	6	6	5	4	12	7	14	15	7	0	2	7	2	15
LAYTON-BENNETT, Anne	14	6	2	9	12	10	14	7	20	5	1	5	15	8	13
McLENNAN, Charlene	14	7	8	10	7	11	17	7	18	3	1	3	16	4	16
MARCH, Eric	7	9	0	4	8	7	9	7	10	9	4	2	7	3	7
ROSOL, Cecily	91	50	19	36	70	200	118	99	55	20	7	30	118	46	140
Tasmanian Greens	170	95	44	78	113	265	197	156	142	69	15	49	182	77	225
ARMSTRONG, Angela	17	14	3	8	6	10	12	3	14	3	1	1	8	4	6
COOPER, Carl	36	30	3	13	10	9	17	4	15	6	0	10	8	0	14
The Nationals	53	44	6	21	16	19	29	7	29	9	1	11	16	4	20
ANDERSON, Melissa	28	10	8	8	6	17	12	9	33	20	3	5	9	12	44
FINLAY, Janie	182	125	24	66	61	105	138	113	135	81	15	29	69	50	153
GORDON, Will	19	6	3	12	15	24	13	17	23	14	5	5	18	5	28
GREENE, Jess	52	35	5	10	15	30	55	22	47	28	1	10	33	9	51
LYONS, Geoff	34	15	2	26	17	21	26	22	44	24	3	11	15	11	47
MOORE, Luke	19	16	7	8	11	25	25	26	35	22	5	4	13	9	22
THOMAS, Peter	12	7	2	7	6	21	20	16	43	15	3	3	12	8	21
Australian Labor Party	346	214	51	137	131	243	289	225	360	204	35	67	169	104	366
ARCHER, Bridget	207	120	24	252	130	262	244	134	243	167	26	86	117	112	130
FAIRS, Rob	72	21	16	66	51	30	70	56	36	34	13	23	29	28	76
FERGUSON, Michael	83	36	26	136	60	79	138	79	62	37	19	36	50	38	84
GATENBY, Chris	13	7	1	32	14	32	23	20	12	8	1	7	9	9	20
QUAILE, Sarah	10	4	0	9	4	11	12	5	7	6	2	2	3	5	8
SLADDEN, Julie	30	13	6	16	9	20	27	12	17	5	2	5	26	11	14
WOOD, Simon	14	10	6	29	12	30	20	12	13	10	3	6	8	7	16
Liberal Party	429	211	79	540	280	464	534	318	390	267	66	165	242	210	348
RAZAY, George	32	11	2	14	24	33	46	29	20	7	0	9	19	16	46
Group E	32	11	2	14	24	33	46	29	20	7	0	9	19	16	46
FRYDRYCH, Michal	99	22	15	36	21	14	68	17	89	51	14	27	13	21	59
Shooters, Fishers, Farmers TAS	99	22	15	36	21	14	68	17	89	51	14	27	13	21	59
DAVENPORT, Jack	3	4	3	1	2	3	11	5	4	3	0	3	8	3	9
EDWARDS, Fenella	2	1	1	2	0	2	5	3	3	1	0	0	2	1	8
GROAT, Daniel	3	0	0	2	2	0	3	2	4	5	0	1	4	1	4
LARNER, Caroline	9	3	0	2	3	1	4	4	8	3	0	0	6	1	6
PENTLAND, Rebekah	12	7	2	20	20	27	38	27	17	9	3	9	10	10	27
WALKER, Tim	6	1	2	7	4	12	10	8	8	3	1	1	5	4	17
ungrouped	35	16	8	34	31	45	71	49	44	24	4	14	35	20	71
Total formal votes	1,164	613	205	860	616	1,083	1,234	801	1,074	631	135	342	676	452	1,135
Informal ballot papers	101	51	12	46	39	44	65	47	118	80	16	18	45	32	109
Total ballot papers	1,265	664	217	906	655	1,127	1,299	848	1,192	711	151	360	721	484	1,244

BASS first preference votes, cont'd

Page 2 of 4

Candidates	Invermay	Karoola	Kelso	Kings Meadows	Lady Barron	Launceston	Launceston Central	Lebrina	Legana	Lilydale	Mowbray	Newnham	Newstead	Norwood	Nunamara	Pipers River
BALL, Lauren	15	10	2	26	1	25	14	7	28	14	13	47	16	24	4	7
FITTLER, Jack	8	2	6	9	1	9	6	0	15	6	14	23	9	9	3	1
HALL, Tom	14	3	5	17	2	13	9	3	17	6	20	22	16	17	7	0
LAYTON-BENNETT, Anne	19	6	5	11	3	16	9	3	20	11	14	39	14	16	6	4
McLENNAN, Charlene	14	3	5	19	2	22	9	2	36	11	22	36	16	30	2	4
MARCH, Eric	7	1	4	12	2	14	10	3	11	10	12	20	13	15	2	1
ROSOL, Cecily	94	20	36	112	9	141	105	13	189	86	78	115	181	180	37	11
Tasmanian Greens	171	45	63	206	20	240	162	31	316	144	173	302	265	291	61	28
ARMSTRONG, Angela	4	4	4	15	1	4	6	4	20	8	4	11	13	15	4	3
COOPER, Carl	3	4	10	6	0	6	3	6	31	16	7	13	6	12	2	18
The Nationals	7	8	14	21	1	10	9	10	51	24	11	24	19	27	6	21
ANDERSON, Melissa	22	6	5	27	3	11	3	1	46	7	48	96	18	36	7	4
FINLAY, Janie	76	36	30	199	16	68	76	25	276	72	138	359	161	226	27	19
GORDON, Will	17	1	5	26	2	17	7	4	27	10	37	59	35	52	5	1
GREENE, Jess	34	10	10	46	2	30	18	7	87	24	51	114	44	56	10	6
LYONS, Geoff	21	10	10	46	2	15	23	9	66	12	53	110	37	57	5	6
MOORE, Luke	20	3	1	25	2	11	9	4	36	16	48	113	28	40	4	2
THOMAS, Peter	9	4	1	24	2	11	12	2	27	11	39	51	21	26	3	4
Australian Labor Party	199	70	62	393	29	163	148	52	565	152	414	902	344	493	61	42
ARCHER, Bridget	82	64	51	191	27	103	91	42	450	100	132	305	259	429	40	60
FAIRS, Rob	22	24	17	92	4	25	19	18	150	33	54	181	61	119	17	4
FERGUSON, Michael	60	23	24	138	20	57	36	29	390	44	95	180	131	180	23	11
GATENBY, Chris	12	4	5	26	3	14	8	0	43	9	8	30	27	69	1	13
QUAILE, Sarah	7	3	6	14	1	8	2	2	35	3	7	20	16	20	2	4
SLADDEN, Julie	6	1	4	26	0	11	9	5	109	15	10	32	18	34	6	4
WOOD, Simon	15	6	6	25	2	17	7	5	43	9	19	36	32	44	13	4
Liberal Party	204	125	113	512	57	235	172	101	1,220	213	325	784	544	895	102	100
RAZAY, George	37	9	11	72	3	28	36	4	62	17	35	85	58	88	9	3
Group E	37	9	11	72	3	28	36	4	62	17	35	85	58	88	9	3
FRYDRYCH, Michal	25	29	12	58	12	17	10	30	94	47	62	118	29	64	33	20
Shooters, Fishers, Farmers TAS	25	29	12	58	12	17	10	30	94	47	62	118	29	64	33	20
DAVENPORT, Jack	6	2	5	2	0	3	2	1	14	3	8	16	9	16	1	1
EDWARDS, Fenella	0	1	0	7	0	0	2	0	7	4	5	8	4	3	1	0
GROAT, Daniel	0	0	0	3	0	0	5	0	4	0	3	5	1	7	0	0
LARNER, Caroline	3	2	6	2	1	1	2	2	7	2	6	8	3	6	0	0
PENTLAND, Rebekah	21	5	6	38	1	18	16	3	53	10	25	63	51	70	12	4
WALKER, Tim	0	3	4	10	2	5	8	5	8	5	8	15	7	8	1	2
ungrouped	30	13	21	62	4	27	35	11	93	24	55	115	75	110	15	7
Total formal votes	673	299	296	1,324	126	720	572	239	2,401	621	1,075	2,330	1,334	1,968	287	221
Informal ballot papers	56	34	13	110	8	39	22	21	142	45	97	295	61	158	21	11
Total ballot papers	729	333	309	1,434	134	759	594	260	2,543	666	1,172	2,625	1,395	2,126	308	232

BASS first preference votes, cont'd

Page 3 of 4

Candidates	Prospect	Ravenswood	Ringarooma	Riverside	Riverside West	Rocherlea	Scottsdale	South Launceston	St Leonards	Summerhill	Trevallyn	Waverley	West Launceston	Weymouth	Whitemark
BALL, Lauren	7	22	0	23	20	9	9	15	5	17	36	13	25	2	2
FITTLER, Jack	3	14	1	16	8	3	6	7	8	6	10	5	12	2	4
HALL, Tom	2	15	1	16	10	2	8	13	12	14	13	8	14	1	6
LAYTON-BENNETT, Anne	7	17	2	23	10	7	9	13	6	12	24	11	19	3	6
McLENNAN, Charlene	4	17	4	21	11	3	7	18	5	15	16	12	19	1	4
MARCH, Eric	2	13	7	12	12	4	3	12	7	18	17	8	13	0	4
ROSOL, Cecily	21	69	17	169	155	11	25	102	40	161	296	43	251	25	37
Tasmanian Greens	46	167	32	280	226	39	67	180	83	243	412	100	353	34	63
ARMSTRONG, Angela	4	19	2	12	13	8	7	5	5	13	9	9	9	2	3
COOPER, Carl	3	15	3	15	14	0	6	3	6	4	8	8	5	0	5
The Nationals	7	34	5	27	27	8	13	8	11	17	17	17	14	2	8
ANDERSON, Melissa	1	47	3	30	21	14	14	13	14	40	14	21	19	3	6
FINLAY, Janie	39	183	25	193	133	49	59	84	153	323	121	122	166	21	30
GORDON, Will	7	31	4	32	23	11	5	21	19	45	19	24	22	0	2
GREENE, Jess	6	50	6	65	58	15	13	31	31	71	35	29	36	5	5
LYONS, Geoff	15	60	7	61	39	19	12	22	33	88	31	25	27	4	3
MOORE, Luke	6	98	3	25	28	13	18	11	23	41	28	36	19	4	2
THOMAS, Peter	8	34	5	13	14	8	13	10	12	28	10	8	18	2	5
Australian Labor Party	82	503	53	419	316	129	134	192	285	636	258	265	307	39	53
ARCHER, Bridget	69	153	59	328	290	51	146	112	201	365	167	94	182	41	60
FAIRS, Rob	17	82	8	93	68	39	42	24	62	148	32	59	38	7	7
FERGUSON, Michael	37	119	35	280	193	28	118	60	128	241	78	77	94	10	62
GATENBY, Chris	11	20	6	23	25	3	24	9	30	43	17	12	20	1	10
QUAILE, Sarah	4	7	0	29	15	5	9	6	17	42	10	13	11	0	2
SLADDEN, Julie	8	15	4	84	57	2	16	14	26	12	29	8	23	6	8
WOOD, Simon	7	13	5	29	20	7	33	12	27	40	16	14	18	4	7
Liberal Party	153	409	117	866	668	135	388	237	491	891	349	277	386	69	156
RAZAY, George	9	36	4	65	58	10	4	32	30	53	49	31	59	10	1
Group E	9	36	4	65	58	10	4	32	30	53	49	31	59	10	1
FRYDRYCH, Michal	11	97	14	61	37	11	53	19	51	84	17	63	32	5	22
Shooters, Fishers, Farmers TAS	11	97	14	61	37	11	53	19	51	84	17	63	32	5	22
DAVENPORT, Jack	4	10	4	12	9	4	5	3	6	16	6	8	6	0	1
EDWARDS, Fenella	0	6	0	8	4	1	1	1	2	5	7	3	1	1	0
GROAT, Daniel	0	2	1	3	1	1	0	3	1	6	2	1	0	0	0
LARNER, Caroline	0	6	0	4	11	2	3	0	3	8	5	3	1	2	6
PENTLAND, Rebekah	17	24	2	41	31	11	1	21	38	37	33	23	18	2	4
WALKER, Tim	3	12	3	8	7	3	1	3	11	10	13	1	12	2	1
ungrouped	24	60	10	76	63	22	11	31	61	82	66	39	38	7	12
Total formal votes	332	1,306	235	1,794	1,395	354	670	699	1,012	2,006	1,168	792	1,189	166	315
Informal ballot papers	26	208	19	115	74	20	52	42	86	180	49	92	53	8	18
Total ballot papers	358	1,514	254	1,909	1,469	374	722	741	1,098	2,186	1,217	884	1,242	174	333

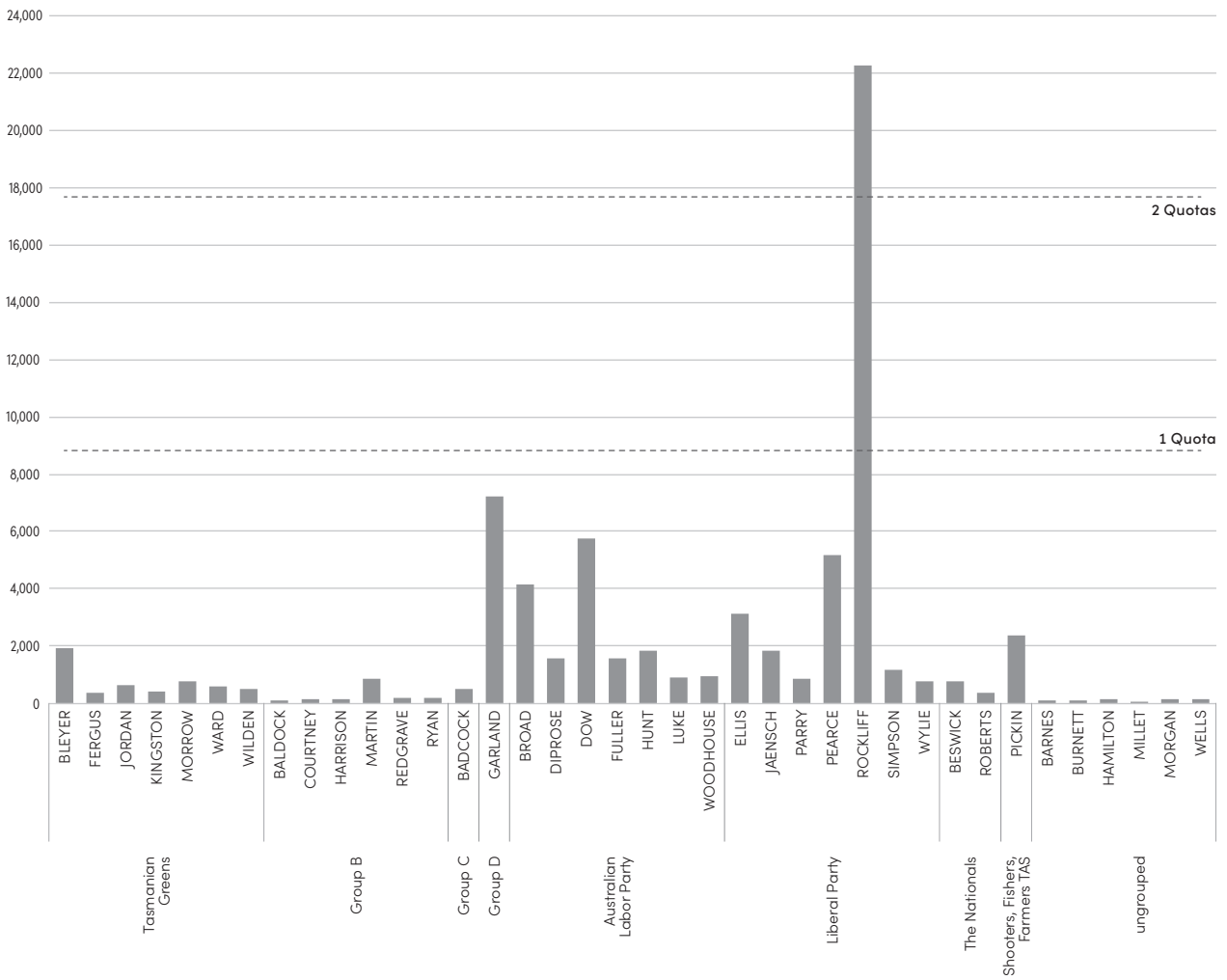
BASS first preference votes, cont'd

Page 4 of 4

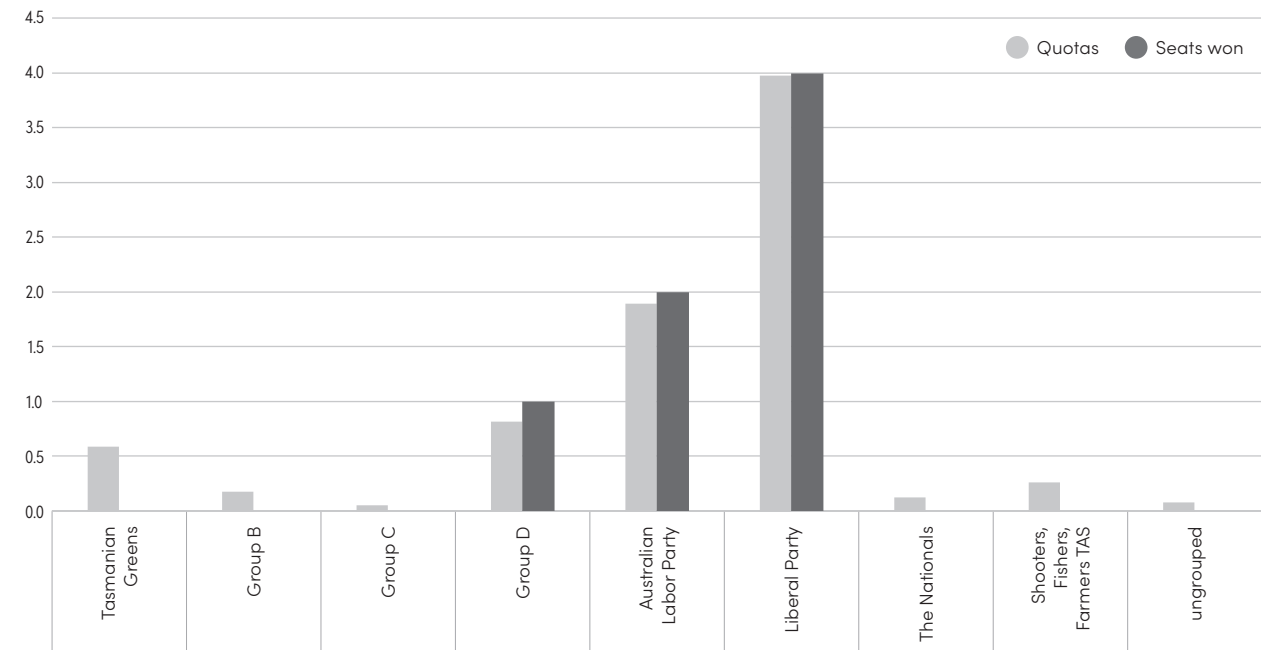
Candidates	Winnleah	Youngtown	Total Ordinary Votes	Special votes									Total
				George Town Pre-Poll	Launceston Pre-Poll	Scottsdale Pre-Poll	Out of Division Pre-Poll	Bass Postal 1 (Telephone Votes)	Bass Postal 2 and 3	Mobile	Out of Division	Provisional	
BALL, Lauren	4	16	673	20	172	10	9	29	49	16	31	4	1,013
FITTLER, Jack	1	15	337	13	99	9	5	11	32	14	20	2	542
HALL, Tom	0	15	433	11	138	10	7	32	67	15	24	2	739
LAYTON-BENNETT, Anne	1	14	521	21	169	8	5	4	57	16	26	1	828
McLENNAN, Charlene	3	10	545	16	140	9	12	21	80	18	26	4	871
MARCH, Eric	0	13	375	10	109	8	7	5	33	7	23	0	577
ROSOL, Cecily	13	84	4,025	67	1,540	46	44	140	481	59	143	21	6,566
Tasmanian Greens	22	167	6,909	158	2,367	100	89	242	799	145	293	34	11,136
ARMSTRONG, Angela	3	18	371	25	135	22	2	15	92	5	15	2	684
COOPER, Carl	6	5	424	19	108	13	4	14	76	8	16	1	683
The Nationals	9	23	795	44	243	35	6	29	168	13	31	3	1,367
ANDERSON, Melissa	1	36	861	29	224	18	3	45	110	31	32	1	1,354
FINLAY, Janie	11	199	5,061	203	1,845	179	47	154	955	162	171	20	8,797
GORDON, Will	1	30	808	23	229	13	4	27	99	33	39	4	1,279
GREENE, Jess	3	55	1,466	42	391	23	13	29	190	42	49	11	2,256
LYONS, Geoff	4	61	1,311	42	456	36	21	46	309	57	51	10	2,339
MOORE, Luke	1	22	987	45	231	23	5	22	125	20	36	5	1,499
THOMAS, Peter	0	21	652	51	171	11	8	15	77	21	30	4	1,040
Australian Labor Party	21	424	11,146	435	3,547	303	101	338	1,865	366	408	55	18,564
ARCHER, Bridget	37	287	7,322	329	2,926	283	101	396	1,218	203	305	25	13,108
FAIRS, Rob	9	144	2,340	54	647	115	15	72	302	52	114	6	3,717
FERGUSON, Michael	21	190	4,175	84	1,249	225	50	130	647	123	180	18	6,881
GATENBY, Chris	1	37	772	12	228	42	6	24	65	27	47	4	1,227
QUAILE, Sarah	0	22	430	7	106	13	9	11	30	10	24	2	642
SLADDEN, Julie	7	22	844	13	218	27	9	23	84	15	33	4	1,270
WOOD, Simon	2	41	774	16	300	49	6	20	102	33	36	12	1,348
Liberal Party	77	743	16,657	515	5,674	754	196	676	2,448	463	739	71	28,193
RAZAY, George	1	82	1,399	35	511	14	7	44	252	34	40	11	2,347
Group E	1	82	1,399	35	511	14	7	44	252	34	40	11	2,347
FRYDRYCH, Michal	7	59	1,869	79	332	77	23	23	202	15	125	9	2,754
Shooters, Fishers, Farmers TAS	7	59	1,869	79	332	77	23	23	202	15	125	9	2,754
DAVENPORT, Jack	2	11	258	5	66	3	1	7	52	1	10	2	405
EDWARDS, Fenella	2	5	120	2	25	2	2	9	17	2	2	0	181
GROAT, Daniel	1	1	82	6	19	2	1	1	17	2	5	0	135
LARNER, Caroline	1	2	158	9	30	6	1	2	29	2	8	1	246
PENTLAND, Rebekah	2	74	1,013	17	423	14	7	25	150	11	41	4	1,705
WALKER, Tim	0	5	275	4	66	8	0	13	35	3	13	0	417
ungrouped	8	98	1,906	43	629	35	12	57	300	21	79	7	3,089
Total formal votes	145	1,596	40,681	1,309	13,303	1,318	434	1,409	6,034	1,057	1,715	190	67,450
Informal ballot papers	15	115	3,128	91	704	77	21	11	231	107	154	19	4,543
Total ballot papers	160	1,711	43,809	1,400	14,007	1,395	455	1,420	6,265	1,164	1,869	209	71,993

Division of BRADDON

Candidate first preference totals



Number of quotas attained compared with seats won



BRADDON first preference votes

Page 1 of 5

Candidates	Acton	Boat Harbour	Burnie	Calder	Cocee	Currie	Devonport Central	Devonport North West	Devonport South	Devonport West	Don	East Devonport	Edith Creek	Elliott	Forest
BLEYER, Vanessa	34	6	23	2	27	18	30	70	27	12	31	36	4	14	4
FERGUS, Haru	4	2	4	2	3	5	7	17	8	7	8	14	0	1	1
JORDAN, Scott	15	3	14	2	5	1	9	24	9	1	8	14	1	3	1
KINGSTON, Thomas	16	2	12	0	4	1	10	20	11	7	11	4	0	2	0
MORROW, Erin	13	3	15	3	7	6	13	38	17	3	16	14	0	4	2
WARD, Susanne	16	0	7	1	5	7	7	21	15	5	9	16	1	3	0
WILDEN, Petra	14	2	8	1	3	8	11	12	12	4	11	10	1	3	1
Tasmanian Greens	112	18	83	11	54	46	87	202	99	39	94	108	7	30	9
BALDOCK, Claudia	4	1	1	1	0	0	3	3	0	3	3	1	0	0	0
COURTNEY, Andrea	2	1	1	0	3	0	2	5	2	2	0	2	0	3	0
HARRISON, Cristale	0	0	1	0	1	0	2	7	2	1	3	4	0	0	0
MARTIN, Adam	19	3	17	1	16	3	5	21	7	2	14	24	0	6	0
REDGRAVE, James	2	0	2	0	1	0	5	6	2	3	2	2	0	1	2
RYAN, Malcolm	0	0	3	0	1	0	3	2	3	2	4	1	0	0	0
Group B	27	5	25	2	22	3	20	44	16	13	26	34	0	10	2
BADCOCK, Joel	6	1	4	0	4	0	7	48	14	6	19	23	1	1	0
Group C	6	1	4	0	4	0	7	48	14	6	19	23	1	1	0
GARLAND, Craig	129	116	118	41	103	40	38	139	51	26	75	82	23	95	25
Group D	129	116	118	41	103	40	38	139	51	26	75	82	23	95	25
BROAD, Shane	61	12	33	2	30	20	55	152	82	50	88	155	3	13	9
DIPROSE, Amanda	31	2	16	4	12	6	24	45	37	17	19	56	2	4	6
DOW, Anita	225	21	122	18	77	39	37	109	45	33	41	110	4	36	15
FULLER, Cheryl	28	3	15	1	7	7	16	45	23	12	21	26	0	3	3
HUNT, Kelly (Hooch)	30	8	19	3	15	11	34	82	36	39	52	81	1	6	5
LUKE, Adrian	31	1	7	5	6	7	12	37	22	9	17	21	2	1	3
WOODHOUSE, Tara	24	5	12	0	6	6	15	42	27	9	12	35	2	1	1
Australian Labor Party	430	52	224	33	153	96	193	512	272	169	250	484	14	64	42
ELLIS, Felix	30	10	39	3	13	24	40	92	54	27	60	99	4	8	12
JAENSCH, Roger	42	27	32	15	36	15	4	36	6	7	7	25	4	25	10
PARRY, Stephen	16	3	15	2	11	2	7	12	7	2	9	12	1	6	4
PEARCE, Gavin	54	60	52	27	55	64	24	78	31	14	57	41	23	47	65
ROCKLIFF, Jeremy	212	60	181	25	191	245	283	883	295	251	501	561	26	75	87
SIMPSON, Giovanna	54	7	32	1	10	4	3	21	8	3	15	15	1	9	3
WYLIE, Kate	10	2	7	1	6	6	11	32	19	13	31	23	2	3	5
Liberal Party	418	169	358	74	322	360	372	1,154	420	317	680	776	61	173	186
BESWICK, Miriam	4	5	4	2	3	4	13	36	18	11	9	23	1	1	5
ROBERTS, Andrew	3	0	4	1	2	1	5	9	4	4	8	10	0	1	1
The Nationals	7	5	8	3	5	5	18	45	22	15	17	33	1	2	6
PICKIN, Adrian	51	7	28	4	13	26	24	54	43	24	28	74	7	17	8
Shooters, Fishers, Farmers TAS	51	7	28	4	13	26	24	54	43	24	28	74	7	17	8
BARNES, Dami	5	0	0	0	0	2	3	6	5	2	1	3	1	0	0
BURNETT, Gatty	1	0	1	0	1	0	2	7	0	2	2	3	0	2	1
HAMILTON, Jennifer	4	0	1	0	0	1	3	8	3	1	4	0	1	0	0
MILLET, Ernst	0	0	2	1	0	1	4	6	0	1	3	3	0	0	0
MORGAN, Matthew	1	0	3	0	1	3	2	1	3	1	2	5	1	0	0
WELLS, Melissa Jane	5	0	2	1	1	1	2	2	1	1	0	5	1	0	4
ungrouped	16	0	9	2	3	8	16	30	12	8	12	19	4	2	5
Total formal votes	1,196	373	857	170	679	584	775	2,228	949	617	1,201	1,633	118	394	283
Informal ballot papers	134	16	71	10	32	60	55	161	105	49	84	183	11	19	13
Total ballot papers	1,330	389	928	180	711	644	830	2,389	1,054	666	1,285	1,816	129	413	296

BRADDON first preference votes, cont'd

Page 2 of 5

Candidates	Forth	Gawler	Grassy	Havenview	Heybridge	Highclere	Irishtown	Latrobe	Marrawah	Melrose	Montello	Moorleah	Natone	North Motton	Penguin
BLEYER, Vanessa	34	16	5	6	5	2	1	38	4	12	16	5	2	14	59
FERGUS, Haru	3	0	0	1	0	0	0	6	0	1	4	0	1	1	13
JORDAN, Scott	5	4	0	3	0	1	0	20	0	3	11	2	0	1	19
KINGSTON, Thomas	5	4	0	3	2	0	2	8	0	4	6	1	3	2	13
MORROW, Erin	9	2	1	8	3	3	0	28	1	1	10	0	1	5	24
WARD, Susanne	10	1	0	1	3	1	0	14	2	1	8	0	0	2	18
WILDEN, Petra	5	3	3	2	2	1	1	18	1	1	7	3	1	2	12
Tasmanian Greens	71	30	9	24	15	8	4	132	8	23	62	11	8	27	158
BALDOCK, Claudia	1	0	0	0	1	0	0	1	0	0	0	0	0	0	1
COURTNEY, Andrea	0	0	0	0	0	1	0	2	0	0	0	2	0	1	6
HARRISON, Cristale	0	4	0	0	0	0	0	5	0	0	2	0	0	0	0
MARTIN, Adam	9	6	0	6	6	7	0	18	0	2	12	1	1	4	20
REDGRAVE, James	0	3	0	0	1	0	0	13	0	1	0	2	1	0	2
RYAN, Malcolm	1	1	0	2	2	1	0	8	0	4	2	1	0	0	0
Group B	11	14	0	8	10	9	0	47	0	7	16	6	2	5	29
BADCOCK, Joel	1	4	1	0	2	0	0	22	0	3	7	1	0	2	6
Group C	1	4	1	0	2	0	0	22	0	3	7	1	0	2	6
GARLAND, Craig	54	55	7	52	51	13	7	114	35	16	72	54	22	38	188
Group D	54	55	7	52	51	13	7	114	35	16	72	54	22	38	188
BROAD, Shane	28	36	2	26	14	5	1	148	4	11	31	8	2	11	55
DIPROSE, Amanda	9	18	2	11	3	0	1	39	1	3	15	1	1	9	27
DOW, Anita	26	14	11	64	17	15	2	100	5	9	111	8	10	9	65
FULLER, Cheryl	17	22	1	7	12	2	1	32	1	1	14	2	0	7	80
HUNT, Kelly (Hooch)	35	17	4	15	5	0	0	79	1	6	11	2	0	10	35
LUKE, Adrian	3	2	1	4	2	1	1	32	2	3	7	2	3	2	10
WOODHOUSE, Tara	2	3	4	4	4	5	0	34	1	0	13	1	0	4	10
Australian Labor Party	120	112	25	131	57	28	6	464	15	33	202	24	16	52	282
ELLIS, Felix	35	41	8	9	10	8	3	95	3	11	18	12	6	29	72
JAENSCH, Roger	10	10	3	18	5	8	3	28	3	3	16	15	4	3	37
PARRY, Stephen	13	17	1	7	3	0	0	15	2	2	6	0	1	11	20
PEARCE, Gavin	34	37	13	20	23	26	22	63	36	31	29	32	9	20	94
ROCKLIFF, Jeremy	170	246	34	80	90	27	31	980	34	114	126	12	30	107	408
SIMPSON, Giovanna	8	5	1	18	9	4	1	26	3	1	38	0	3	4	20
WYLIE, Kate	13	4	1	0	1	0	2	33	2	2	2	2	1	5	9
Liberal Party	283	360	61	152	141	73	62	1,240	83	164	235	73	54	179	660
BESWICK, Miriam	12	3	0	1	2	4	0	35	0	5	5	3	1	7	13
ROBERTS, Andrew	2	6	0	1	1	0	0	13	1	4	3	0	2	4	5
The Nationals	14	9	0	2	3	4	0	48	1	9	8	3	3	11	18
PICKIN, Adrian	23	18	6	21	12	10	2	89	4	17	24	9	10	11	47
Shooters, Fishers, Farmers TAS	23	18	6	21	12	10	2	89	4	17	24	9	10	11	47
BARNES, Dami	0	2	1	0	0	1	0	2	0	1	1	1	0	1	4
BURNETT, Gatty	0	0	0	0	0	0	0	3	0	0	0	0	0	0	0
HAMILTON, Jennifer	1	0	0	1	1	0	0	4	0	0	1	2	0	0	3
MILLET, Ernst	0	0	0	0	0	0	0	1	0	0	1	0	0	0	1
MORGAN, Matthew	1	1	0	1	1	0	0	4	1	1	1	0	0	1	0
WELLS, Melissa Jane	1	0	0	0	0	0	1	4	1	0	2	0	1	1	1
ungrouped	3	3	1	2	2	1	1	18	2	2	6	3	1	3	9
Total formal votes	580	605	110	392	293	146	82	2,174	148	274	632	184	116	328	1,397
Informal ballot papers	28	47	10	31	22	13	7	195	7	19	60	12	14	24	78
Total ballot papers	608	652	120	423	315	159	89	2,369	155	293	692	196	130	352	1,475

BRADDON first preference votes, cont'd

Page 3 of 5

Candidates	Port Sorell	Preston	Queenstown	Riana	Ridgley	Rocky Cape	Romaine	Rosebery	Sassafras	Shorewell Park	Sisters Beach	Sisters Creek	Smithton	Somerset	South Riana
BLEYER, Vanessa	93	3	9	2	6	6	23	7	5	13	10	3	13	23	4
FERGUS, Haru	14	0	3	0	2	0	4	3	0	4	1	1	5	8	1
JORDAN, Scott	18	3	3	0	2	0	13	4	1	10	1	1	9	10	5
KINGSTON, Thomas	16	1	5	2	3	0	6	3	0	5	0	2	4	4	3
MORROW, Erin	26	0	2	0	4	2	21	1	3	10	4	0	8	9	1
WARD, Susanne	22	0	1	1	2	4	8	1	1	5	1	0	10	11	3
WILDEN, Petra	15	1	3	1	4	1	13	5	1	4	1	0	5	5	3
Tasmanian Greens	204	8	26	6	23	13	88	24	11	51	18	7	54	70	20
BALDOCK, Claudia	16	0	2	1	0	0	0	0	1	3	0	0	1	1	0
COURTNEY, Andrea	3	1	0	0	0	1	3	0	0	0	0	0	1	2	1
HARRISON, Cristale	28	1	0	0	0	0	1	3	0	0	0	0	2	1	0
MARTIN, Adam	18	8	1	2	25	3	15	2	0	11	2	0	1	25	4
REDGRAVE, James	16	0	2	1	0	0	1	9	1	1	0	0	2	1	0
RYAN, Malcolm	6	0	0	0	4	0	2	0	2	5	0	0	1	3	1
Group B	87	10	5	4	29	4	22	14	4	20	2	0	8	33	6
BADCOCK, Joel	23	0	4	2	5	0	4	2	6	2	0	0	5	2	1
Group C	23	0	4	2	5	0	4	2	6	2	0	0	5	2	1
GARLAND, Craig	159	15	31	16	59	64	111	21	16	68	111	31	110	189	21
Group D	159	15	31	16	59	64	111	21	16	68	111	31	110	189	21
BROAD, Shane	137	2	6	4	22	8	25	11	4	25	6	1	27	61	7
DIPROSE, Amanda	39	2	12	3	7	4	29	13	1	16	3	0	11	21	2
DOW, Anita	98	4	32	4	79	17	157	26	5	122	12	6	54	154	6
FULLER, Cheryl	39	5	9	6	8	1	9	6	4	10	2	0	21	21	7
HUNT, Kelly (Hooch)	57	4	10	3	14	9	19	7	5	11	5	1	13	26	4
LUKE, Adrian	27	0	4	0	6	2	12	7	3	7	1	1	15	17	2
WOODHOUSE, Tara	30	0	9	3	5	2	14	8	2	3	1	0	10	24	0
Australian Labor Party	427	17	82	23	141	43	265	78	24	194	30	9	151	324	28
ELLIS, Felix	140	4	31	5	19	8	31	12	20	26	5	1	49	33	6
JAENSCH, Roger	38	1	4	5	27	14	41	5	4	34	14	3	26	41	6
PARRY, Stephen	13	1	6	2	6	4	6	3	1	5	2	2	4	8	5
PEARCE, Gavin	81	4	17	13	45	61	74	9	21	58	26	22	193	104	17
ROCKLIFF, Jeremy	896	40	102	53	106	55	269	52	173	191	27	17	299	259	53
SIMPSON, Giovanna	14	0	5	4	19	6	47	7	1	30	2	0	13	40	3
WYLIE, Kate	28	1	3	1	5	0	8	5	5	3	1	0	7	8	4
Liberal Party	1,210	51	168	83	227	148	476	93	225	347	77	45	591	493	94
BESWICK, Miriam	13	0	1	1	7	3	7	3	4	5	2	0	10	11	3
ROBERTS, Andrew	9	2	1	0	2	0	4	2	1	3	0	2	4	8	0
The Nationals	22	2	2	1	9	3	11	5	5	8	2	2	14	19	3
PICKIN, Adrian	39	10	21	10	30	7	47	13	11	14	1	5	45	55	20
Shooters, Fishers, Farmers TAS	39	10	21	10	30	7	47	13	11	14	1	5	45	55	20
BARNES, Dami	4	0	0	0	0	1	1	1	0	1	0	0	1	3	1
BURNETT, Gatty	1	1	0	1	0	0	2	2	1	1	0	0	3	2	0
HAMILTON, Jennifer	2	0	0	0	1	0	1	2	0	0	0	0	2	4	0
MILLET, Ernst	1	0	0	0	0	0	0	1	1	1	0	0	0	0	2
MORGAN, Matthew	4	0	1	0	0	1	4	1	0	2	0	0	7	4	1
WELLS, Melissa Jane	2	0	3	0	0	1	2	0	1	2	0	0	16	2	0
ungrouped	14	1	4	1	1	3	10	7	3	7	0	0	29	15	4
Total formal votes	2,185	114	343	146	524	285	1,034	257	305	711	241	99	1,007	1,200	197
Informal ballot papers	127	10	28	8	42	13	80	49	13	41	13	5	93	98	19
Total ballot papers	2,312	124	371	154	566	298	1,114	306	318	752	254	104	1,100	1,298	216

BRADDON first preference votes, cont'd

Page 4 of 5

Candidates	Sprent	Spreyton	Stanley	Stowport	Strahan	Sulphur Creek	Tullah	Turners Beach	Ulverstone Central	Ulverstone East	Ulverstone South	Waratah	Wesley Vale	West Ulverstone	Wivenhoe
BLEYER, Vanessa	6	27	19	3	9	28	1	42	53	25	50	5	6	38	9
FERGUS, Haru	1	3	1	3	0	3	0	5	16	4	9	1	1	10	2
JORDAN, Scott	0	11	3	1	2	7	1	2	9	6	25	2	2	18	0
KINGSTON, Thomas	1	11	2	3	1	1	1	1	7	2	13	1	1	11	3
MORROW, Erin	1	8	2	1	2	9	0	7	9	7	18	3	3	16	2
WARD, Susanne	0	9	0	0	1	9	2	6	10	4	20	0	3	13	3
WILDEN, Petra	1	9	1	0	1	8	0	6	10	2	11	0	2	10	1
Tasmanian Greens	10	78	28	11	16	65	5	69	114	50	146	12	18	116	20
BALDOCK, Claudia	0	2	0	0	0	0	0	1	2	2	3	0	1	0	1
COURTNEY, Andrea	2	1	0	0	1	1	1	0	3	3	4	0	0	2	0
HARRISON, Cristale	0	1	0	0	0	2	0	4	1	1	4	1	1	3	0
MARTIN, Adam	2	12	0	8	2	10	0	15	9	13	20	1	6	15	7
REDGRAVE, James	0	5	0	0	0	0	0	2	6	3	5	0	1	6	2
RYAN, Malcolm	0	2	0	0	0	2	0	6	8	0	6	0	4	1	2
Group B	4	23	0	8	3	15	1	28	29	22	42	2	13	27	12
BADCOCK, Joel	1	9	0	2	1	1	0	12	13	9	19	1	8	6	2
Group C	1	9	0	2	1	1	0	12	13	9	19	1	8	6	2
GARLAND, Craig	28	63	52	48	9	107	10	74	115	36	110	14	32	109	44
Group D	28	63	52	48	9	107	10	74	115	36	110	14	32	109	44
BROAD, Shane	11	86	8	9	14	35	3	47	115	51	144	8	15	102	15
DIPROSE, Amanda	14	29	1	4	6	14	1	16	47	30	86	6	2	56	11
DOW, Anita	8	53	12	17	22	55	9	28	34	28	68	18	12	57	36
FULLER, Cheryl	14	5	1	1	4	28	1	35	64	33	77	5	3	78	2
HUNT, Kelly (Hooch)	9	61	2	11	9	14	1	25	30	25	50	3	8	54	6
LUKE, Adrian	0	30	3	1	5	5	1	6	15	7	20	3	2	13	1
WOODHOUSE, Tara	7	13	1	1	7	6	3	3	7	3	25	3	3	13	3
Australian Labor Party	63	277	28	44	67	157	19	160	312	177	470	46	45	373	74
ELLIS, Felix	13	54	6	9	29	37	6	47	60	59	124	4	15	86	14
JAENSCH, Roger	1	18	14	6	12	21	2	17	21	20	27	2	5	25	16
PARRY, Stephen	5	9	1	2	1	14	2	11	53	26	43	1	0	41	3
PEARCE, Gavin	21	41	48	20	11	72	3	38	76	39	87	12	15	70	35
ROCKLIFF, Jeremy	77	530	85	83	98	233	30	296	385	245	538	12	152	433	81
SIMPSON, Giovanna	0	12	3	6	0	14	2	5	8	3	20	1	1	13	11
WYLIE, Kate	1	17	0	3	1	5	1	34	19	12	16	1	7	18	1
Liberal Party	118	681	157	129	152	396	46	448	622	404	855	33	195	686	161
BESWICK, Miriam	0	4	1	3	2	3	1	10	27	9	15	2	15	19	4
ROBERTS, Andrew	2	9	5	0	1	2	1	4	4	3	9	0	0	8	2
The Nationals	2	13	6	3	3	5	2	14	31	12	24	2	15	27	6
PICKIN, Adrian	19	57	1	13	18	30	4	15	23	30	70	6	15	46	15
Shooters, Fishers, Farmers TAS	19	57	1	13	18	30	4	15	23	30	70	6	15	46	15
BARNES, Dami	0	2	0	1	1	0	0	2	3	3	4	0	0	3	0
BURNETT, Gatty	0	3	0	0	0	2	0	0	4	2	0	0	0	3	1
HAMILTON, Jennifer	0	3	0	1	1	0	0	3	7	3	6	0	0	1	2
MILLET, Ernst	1	0	0	0	0	0	0	1	1	2	2	1	2	1	0
MORGAN, Matthew	1	6	5	1	2	1	0	1	5	0	3	0	0	1	0
WELLS, Melissa Jane	0	1	2	0	0	1	0	0	4	3	2	0	0	1	1
ungrouped	2	15	7	3	4	4	0	7	24	13	17	1	2	10	4
Total formal votes	247	1,216	279	261	273	780	87	827	1,283	753	1,753	117	343	1,400	338
Informal ballot papers	18	86	17	19	22	51	8	50	81	62	144	17	21	139	30
Total ballot papers	265	1,302	296	280	295	831	95	877	1,364	815	1,897	134	364	1,539	368

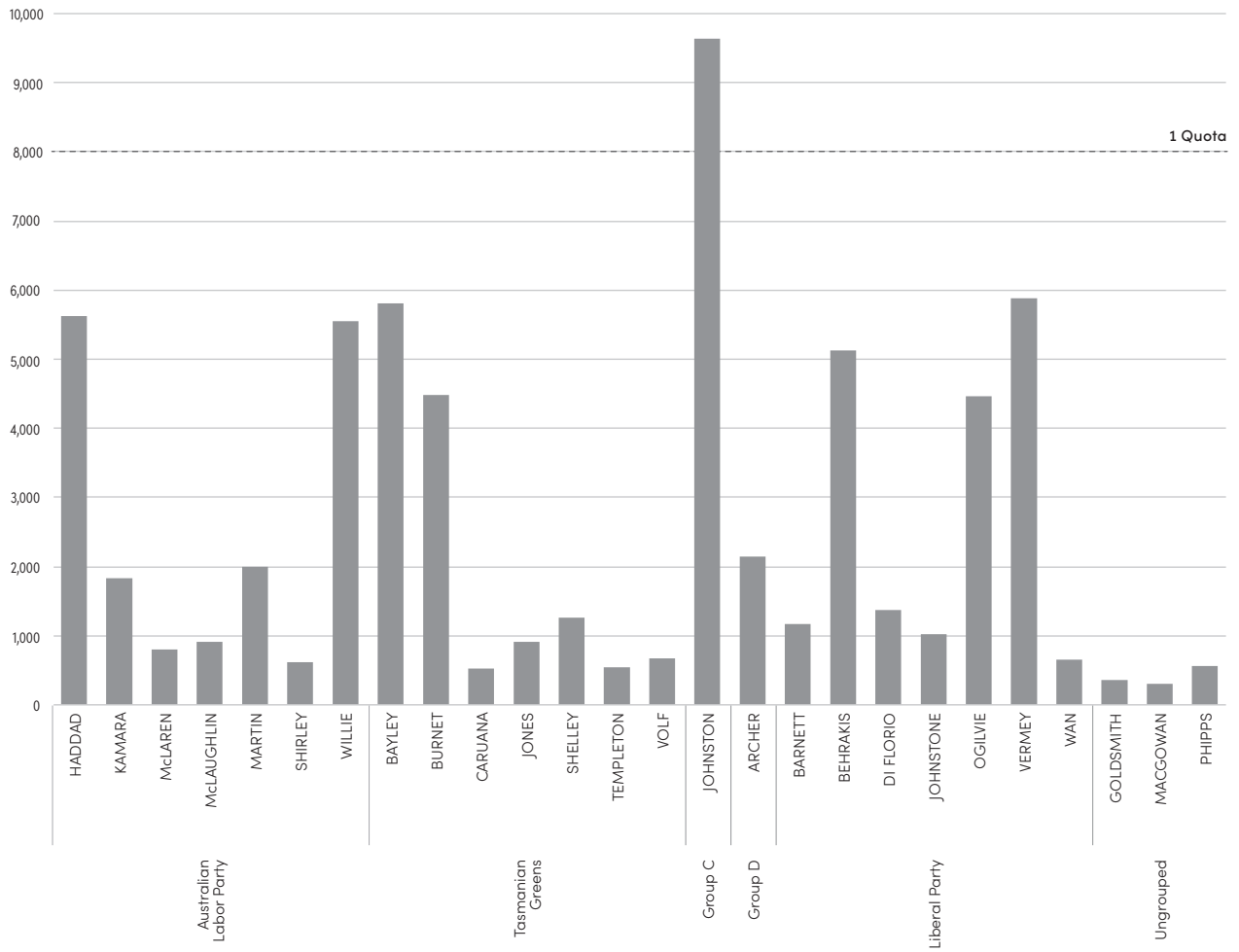
BRADDON first preference votes, cont'd

Page 5 of 5

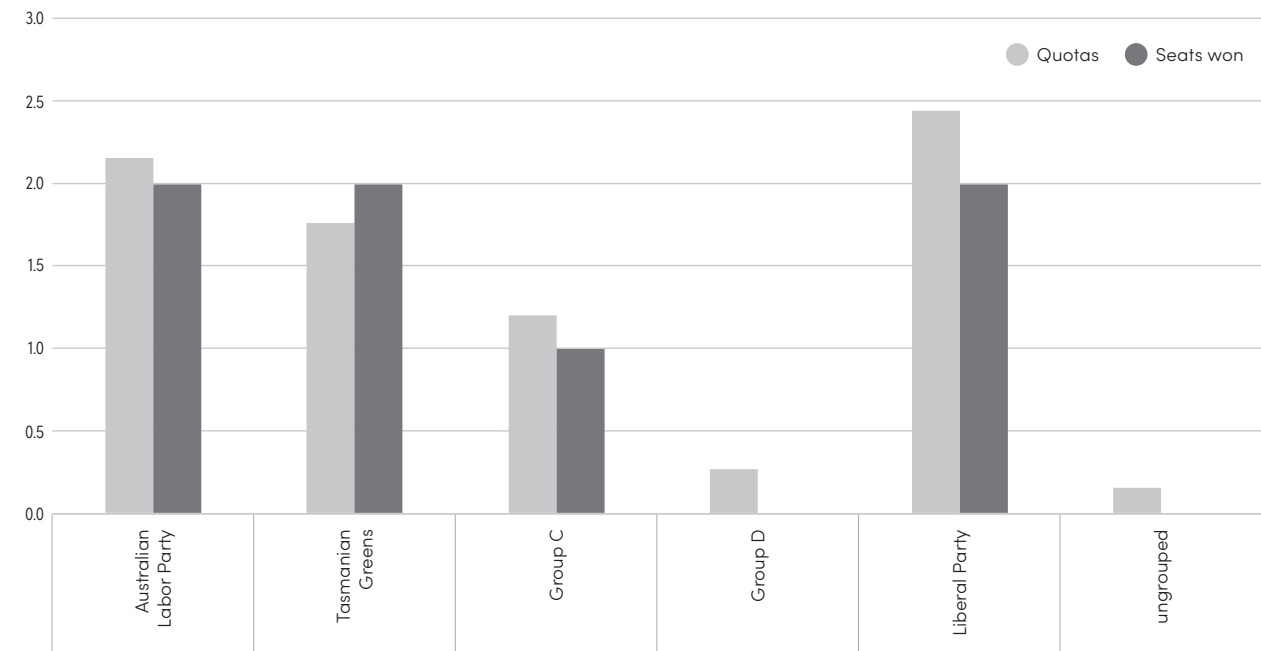
Candidates	Wynyard Central	Wynyard West	Yolla	Zeehan	Total Ordinary Votes	Special votes											Total
						Burnie Pre-Poll	Devonport Pre-Poll	Queenstown Pre-Poll	Smithton Pre-Poll	Out of Division Pre-Poll	Braddon Postal 1 (Telephone Votes)	Braddon Postal 2 and 3	Mobile	Out of Division	Provisional		
BLEYER, Vanessa	47	20	5	6	1,176	163	286	10	20	15	101	106	9	33	5	1,924	
FERGUS, Haru	9	0	2	1	230	40	56	6	6	6	5	24	3	15	1	392	
JORDAN, Scott	13	5	0	5	371	78	92	7	8	2	12	40	8	22	5	645	
KINGSTON, Thomas	5	6	4	4	285	36	54	5	9	2	7	18	6	6	1	429	
MORROW, Erin	15	13	0	2	459	88	102	5	14	8	26	36	4	30	1	773	
WARD, Susanne	8	4	4	4	344	59	90	6	7	5	14	24	7	23	4	583	
WILDEN, Petra	7	5	1	1	301	52	65	4	3	8	7	27	6	19	2	494	
Tasmanian Greens	104	53	16	23	3,166	516	745	43	67	46	172	275	43	148	19	5,240	
BALDOCK, Claudia	1	1	0	0	63	7	12	2	0	0	4	2	1	1	0	92	
COURTNEY, Andrea	13	3	0	1	82	17	14	2	1	2	6	10	3	3	0	140	
HARRISON, Cristale	1	0	0	1	88	7	19	0	1	0	4	4	1	2	0	126	
MARTIN, Adam	20	14	5	3	509	117	104	6	10	4	18	55	13	8	5	849	
REDGRAVE, James	0	3	0	0	118	14	29	0	7	1	0	18	1	7	0	195	
RYAN, Malcolm	4	0	0	3	103	18	30	2	2	0	3	21	3	2	0	184	
Group B	39	21	5	8	963	180	208	12	21	7	35	110	22	23	5	1,586	
BADCOCK, Joel	0	2	3	1	329	17	95	1	3	2	9	32	1	12	0	501	
Group C	0	2	3	1	329	17	95	1	3	2	9	32	1	12	0	501	
GARLAND, Craig	407	253	71	25	4,508	1,108	643	26	200	38	141	400	52	100	11	7,227	
Group D	407	253	71	25	4,508	1,108	643	26	200	38	141	400	52	100	11	7,227	
BROAD, Shane	44	36	9	11	2,256	394	856	34	52	23	138	274	67	40	7	4,141	
DIPROSE, Amanda	29	15	5	5	961	165	259	14	15	7	24	82	26	19	6	1,578	
DOW, Anita	151	128	20	26	2,956	1,339	589	70	135	31	106	384	84	67	9	5,770	
FULLER, Cheryl	21	7	3	5	944	136	227	13	33	7	39	99	27	35	4	1,564	
HUNT, Kelly (Hooch)	18	21	4	9	1,190	150	305	10	25	9	13	72	24	25	5	1,828	
LUKE, Adrian	13	13	6	5	509	88	166	13	29	8	17	56	14	21	3	924	
WOODHOUSE, Tara	18	13	0	5	527	110	162	13	20	8	16	50	25	24	3	958	
Australian Labor Party	294	233	47	66	9,343	2,382	2,564	167	309	93	353	1,017	267	231	37	16,763	
ELLIS, Felix	32	19	1	21	1,901	275	469	48	85	9	106	136	45	51	4	3,129	
JAENSCH, Roger	121	84	11	7	1,150	295	144	14	70	8	28	77	28	34	1	1,849	
PARRY, Stephen	16	15	3	4	525	97	122	8	7	3	19	36	23	14	2	856	
PEARCE, Gavin	153	172	38	16	2,893	768	516	30	405	21	112	273	74	72	11	5,175	
ROCKLIFF, Jeremy	277	214	61	78	12,865	2,131	4,125	214	513	110	538	1,083	324	339	31	22,273	
SIMPSON, Giovanna	22	21	3	4	667	267	90	12	20	1	15	40	19	21	3	1,155	
WYLIE, Kate	11	4	1	3	482	46	142	4	8	2	13	31	17	15	2	762	
Liberal Party	632	529	118	133	20,483	3,879	5,608	330	1,108	154	831	1,676	530	546	54	35,199	
BESWICK, Miriam	17	13	1	3	449	64	146	1	13	5	20	47	9	13	0	767	
ROBERTS, Andrew	8	4	1	6	202	48	55	5	7	3	3	26	3	3	1	356	
The Nationals	25	17	2	9	651	112	201	6	20	8	23	73	12	16	1	1,123	
PICKIN, Adrian	35	37	15	31	1,519	230	280	39	49	7	28	127	9	62	5	2,355	
Shooters, Fishers, Farmers TAS	35	37	15	31	1,519	230	280	39	49	7	28	127	9	62	5	2,355	
BARNES, Dami	2	1	0	1	78	5	18	1	1	0	7	5	0	4	0	119	
BURNETT, Gatty	1	0	0	1	56	12	8	1	3	1	0	6	0	3	0	90	
HAMILTON, Jennifer	1	1	2	1	83	9	7	1	1	1	6	8	2	8	0	126	
MILLET, Ernst	3	1	0	0	45	5	10	0	1	1	0	7	0	1	0	70	
MORGAN, Matthew	2	1	0	1	90	9	8	2	22	0	3	8	0	3	0	145	
WELLS, Melissa Jane	2	1	0	4	89	9	18	2	11	1	2	3	1	5	1	142	
ungrouped	11	5	2	8	441	49	69	7	39	4	18	37	3	24	1	692	
Total formal votes	1,547	1,150	279	304	41,403	8,473	10,413	631	1,816	359	1,610	3,747	939	1,162	133	70,686	
Informal ballot papers	111	96	18	55	3,254	551	708	55	117	26	14	114	82	83	8	5,012	
Total ballot papers	1,658	1,246	297	359	44,657	9,024	11,121	686	1,933	385	1,624	3,861	1,021	1,245	141	75,698	

Division of CLARK

Candidate first preference totals



Number of quotas attained compared with seats won



CLARK first preference votes

Page 1 of 3

Candidates	Austins Ferry	Battery Point	Battery Point West	Cascades	Chigwell	Claremont	Collinsvale	Dynnyrne	Fern Tree	Glenorchy	Glenorchy Central	Goodwood	Hobart City	Lenah Valley	Lower Sandy Bay
HADDAD, Ella	105	54	14	62	102	38	21	53	31	190	58	25	79	232	48
KAMARA, John	55	6	8	39	38	15	6	20	7	88	13	16	26	111	16
McLAREN, Liam	20	5	3	9	24	3	3	7	2	42	14	7	17	16	7
McLAUGHLIN, Tessa	29	5	8	5	26	5	4	12	1	57	14	8	19	25	5
MARTIN, Luke	78	13	5	4	44	19	14	7	10	116	26	14	18	41	18
SHIRLEY, Craig	16	3	1	4	21	5	2	1	2	33	10	6	8	16	4
WILLIE, Josh	137	37	6	17	152	50	31	16	11	377	73	54	28	195	21
Australian Labor Party	440	123	45	140	407	135	81	116	64	903	208	130	195	636	119
BAYLEY, Vica	37	88	25	201	19	16	26	111	110	65	26	22	82	166	54
BURNET, Helen	33	74	27	145	21	14	15	58	70	67	46	14	83	193	49
CARUANA, Pat	6	6	2	9	8	9	1	3	3	13	4	6	19	16	4
JONES, Peter	5	15	2	15	9	8	1	10	14	27	9	2	26	38	9
SHELLEY, Janet	18	18	6	29	8	11	4	10	10	51	20	6	48	47	11
TEMPLETON, Angus	12	6	2	3	9	6	3	7	4	15	9	4	14	21	3
VOLF, Nathan	17	6	3	14	8	2	6	10	4	30	9	5	26	26	11
Tasmanian Greens	128	213	67	416	82	66	56	209	215	268	123	59	298	507	141
JOHNSTON, Kristie	156	150	35	169	113	43	85	192	101	306	70	33	77	339	157
Group C	156	150	35	169	113	43	85	192	101	306	70	33	77	339	157
ARCHER, Elise	33	26	6	22	28	10	12	24	20	49	10	7	19	66	46
Group D	33	26	6	22	28	10	12	24	20	49	10	7	19	66	46
BARNETT, Jessica	46	7	2	10	31	12	8	5	4	58	20	9	13	27	10
BEHRAKIS, Simon	217	50	11	32	107	37	28	40	15	157	89	36	30	157	60
DI FLORIO, Marilena	59	7	3	6	26	11	3	6	1	57	25	11	17	52	19
JOHNSTONE, Edwin	30	13	1	3	30	11	12	14	2	50	12	6	7	31	12
OGILVIE, Madeleine	142	37	7	32	106	24	22	41	12	153	48	38	31	96	52
VERMEY, Marcus	144	117	39	41	52	28	12	115	20	123	41	18	34	115	161
WAN, David	27	2	2	3	22	8	5	15	2	40	8	3	9	22	9
Liberal Party	665	233	65	127	374	131	90	236	56	638	243	121	141	500	323
GOLDSMITH, Jags	6	2	0	6	7	4	3	5	4	16	6	3	11	20	1
MACGOWAN, John	8	0	1	5	8	0	2	3	1	9	2	2	1	8	3
PHIPPS, Steven	9	14	1	18	9	2	7	18	11	18	3	0	9	16	4
ungrouped	23	16	2	29	24	6	12	26	16	43	11	5	21	44	8
Total formal votes	1,445	761	220	903	1,028	391	336	803	472	2,207	665	355	751	2,092	794
Informal ballot papers	90	12	6	27	119	22	24	25	11	227	58	24	38	82	25
Total ballot papers	1,535	773	226	930	1,147	413	360	828	483	2,434	723	379	789	2,174	819

CLARK first preference votes, cont'd

Page 2 of 3

Candidates	Merton	Moonah	Moonah East	Moonah North	Mount Nelson	Mount Stuart	New Town	New Town West	North Hobart Central	Roseneath	Rosetta	Sandy Bay	Sandy Bay Beach	South Hobart	Taroona
HADDAD, Ella	115	94	147	127	81	88	67	188	172	96	45	80	26	71	91
KAMARA, John	72	54	81	63	23	26	22	73	45	22	16	36	8	29	19
McLAREN, Liam	25	13	24	22	10	5	8	16	10	18	3	13	4	14	10
McLAUGHLIN, Tessa	44	18	25	12	16	3	5	18	17	24	14	12	1	9	5
MARTIN, Luke	59	45	51	41	16	17	14	33	36	59	28	28	9	23	19
SHIRLEY, Craig	23	12	15	11	11	6	6	11	11	8	8	9	3	9	11
WILLIE, Josh	237	164	173	169	37	49	37	92	48	106	60	40	20	40	37
Australian Labor Party	575	400	516	445	194	194	159	431	339	333	174	218	71	195	192
BAYLEY, Vica	44	71	84	107	148	80	64	148	154	21	21	127	52	248	286
BURNET, Helen	63	78	108	97	75	98	63	128	181	23	21	91	21	147	93
CARUANA, Pat	10	13	21	11	11	4	3	9	13	5	4	14	2	12	6
JONES, Peter	28	18	26	24	18	14	14	28	38	3	6	16	6	28	11
SHELLEY, Janet	37	29	39	30	17	16	14	26	29	9	13	29	4	27	14
TEMPLETON, Angus	18	10	12	16	9	9	4	13	11	7	5	14	2	9	9
VOLF, Nathan	14	9	13	15	15	5	14	15	26	4	4	19	4	9	13
Tasmanian Greens	214	228	303	300	293	226	176	367	452	72	74	310	91	480	432
JOHNSTON, Kristie	180	157	239	163	261	149	126	268	181	101	90	227	146	202	248
Group C	180	157	239	163	261	149	126	268	181	101	90	227	146	202	248
ARCHER, Elise	28	35	33	27	41	30	12	43	32	25	13	56	36	40	30
Group D	28	35	33	27	41	30	12	43	32	25	13	56	36	40	30
BARNETT, Jessica	36	16	25	23	14	6	6	26	17	28	14	9	5	10	6
BEHRAKIS, Simon	124	104	116	95	66	51	49	153	65	88	72	60	51	56	47
DI FLORIO, Marilena	63	31	33	36	13	10	10	30	27	25	16	18	7	15	8
JOHNSTONE, Edwin	26	17	22	16	8	7	14	19	12	25	10	8	6	7	7
OGILVIE, Madeleine	95	73	92	105	51	39	35	76	52	71	57	63	54	58	45
VERMEY, Marcus	49	61	104	69	138	74	66	127	82	52	36	249	175	90	119
WAN, David	19	14	6	11	13	4	5	9	5	13	2	16	3	3	2
Liberal Party	412	316	398	355	303	191	185	440	260	302	207	423	301	239	234
GOLDSMITH, Jags	12	6	10	12	10	3	4	6	10	14	0	5	2	8	7
MACGOWAN, John	15	3	14	5	7	2	4	9	7	3	2	1	3	6	4
PHIPPS, Steven	12	8	12	10	16	11	5	7	9	9	6	15	3	20	12
ungrouped	39	17	36	27	33	16	13	22	26	26	8	21	8	34	23
Total formal votes	1,448	1,153	1,525	1,317	1,125	806	671	1,571	1,290	859	566	1,255	653	1,190	1,159
Informal ballot papers	138	73	83	108	32	18	15	78	42	69	39	39	11	37	33
Total ballot papers	1,586	1,226	1,608	1,425	1,157	824	686	1,649	1,332	928	605	1,294	664	1,227	1,192

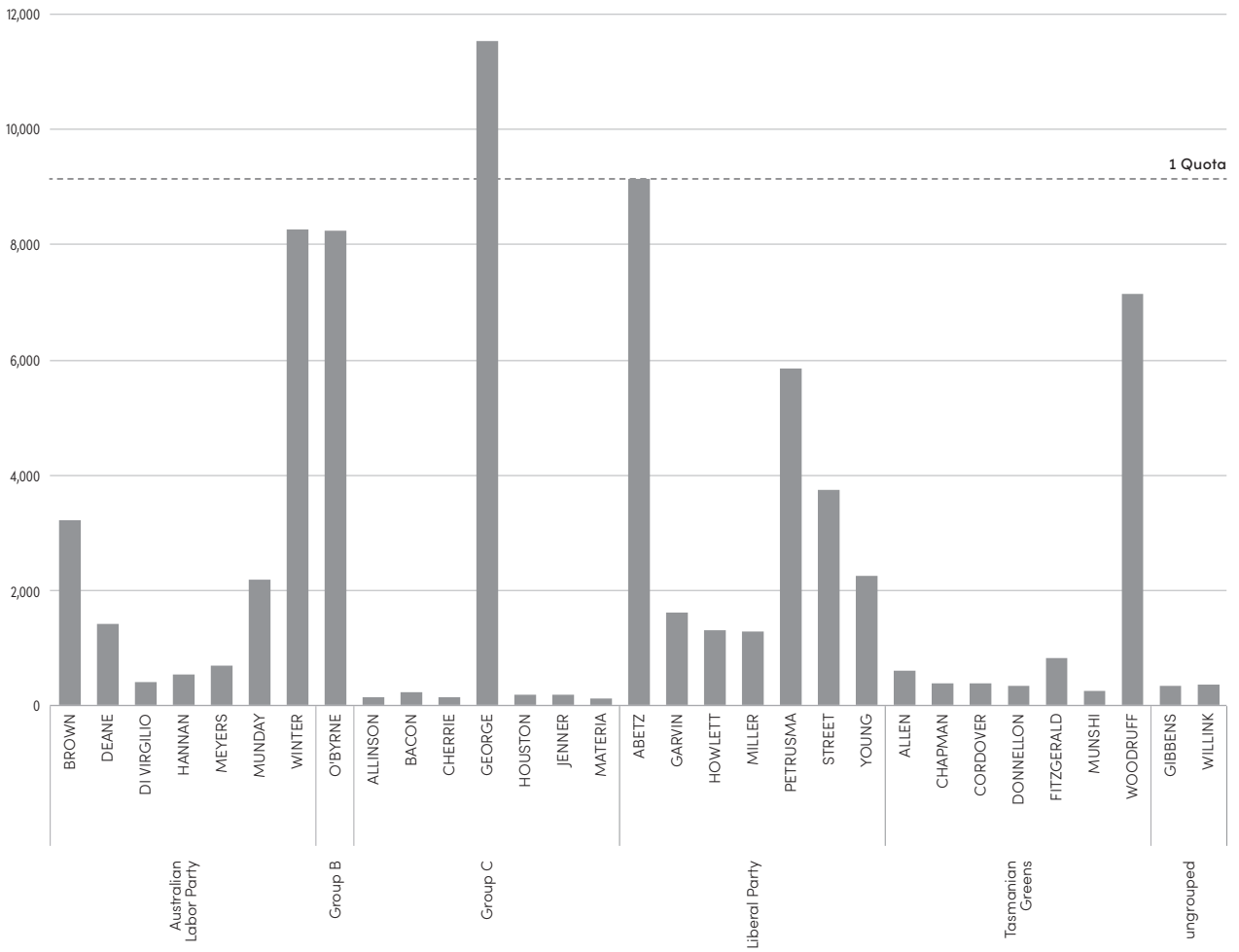
CLARK first preference votes, cont'd

Page 3 of 3

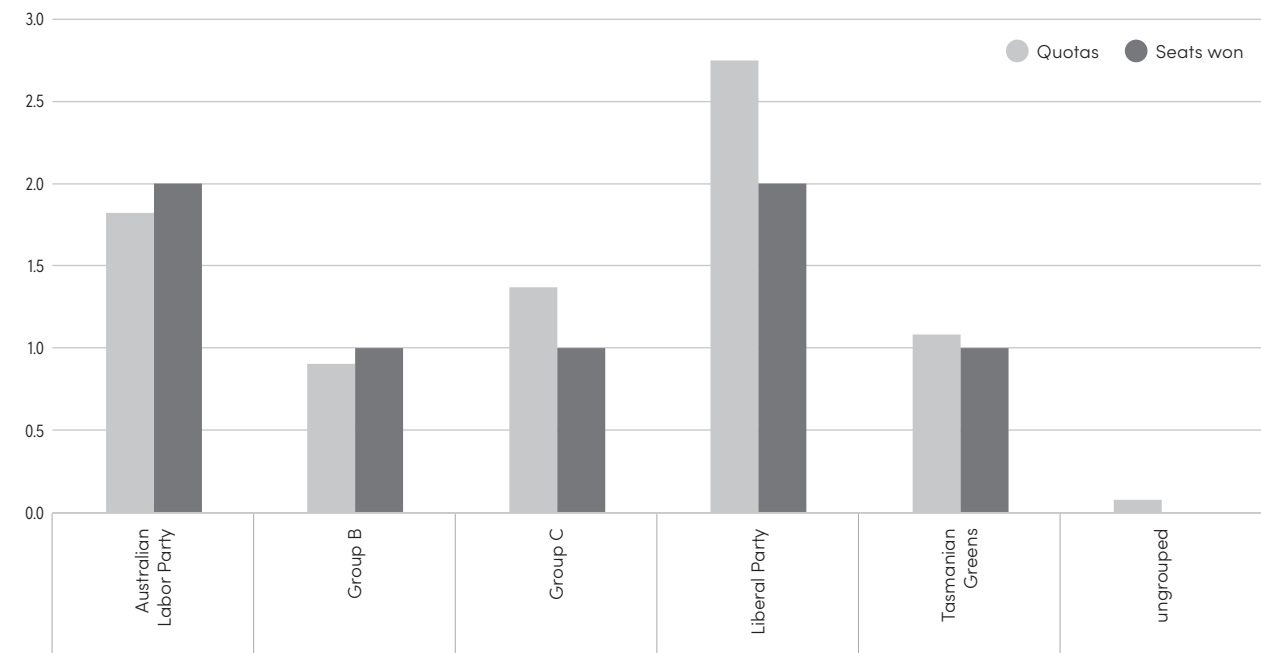
Candidates	Waimea Heights	West Hobart	West Hobart Central	West Hobart South	Windermere	Total Ordinary Votes	Special votes								Provisional	Total
							Glenorchy Pre-Poll	Hobart Pre-Poll	Out of Division Pre-Poll	Clark Postal 1 (Telephone Votes)	Clark Postal 2 and 3	Mobile	Out of Division			
HADDAD, Ella	51	41	173	89	125	3,079	664	776	192	178	383	53	277	25	5,627	
KAMARA, John	15	20	41	38	40	1,207	209	134	45	18	92	20	87	14	1,826	
McLAREN, Liam	4	9	13	3	33	436	115	65	27	14	48	25	58	5	793	
McLAUGHLIN, Tessa	11	7	14	6	37	521	124	60	31	16	62	16	62	6	898	
MARTIN, Luke	9	7	28	14	103	1,066	375	154	77	21	183	37	74	10	1,997	
SHIRLEY, Craig	2	10	5	6	16	325	104	37	12	10	45	22	43	7	605	
WILLIE, Josh	23	19	45	24	192	2,817	1,236	383	158	84	577	85	194	18	5,552	
Australian Labor Party	115	113	319	180	546	9,451	2,827	1,609	542	341	1,390	258	795	85	17,298	
BAYLEY, Vica	70	56	190	151	42	3,212	316	917	350	320	265	42	339	32	5,793	
BURNET, Helen	51	43	191	165	31	2,677	277	691	157	121	259	35	232	20	4,469	
CARUANA, Pat	6	8	16	12	11	300	45	53	28	7	26	7	47	5	518	
JONES, Peter	5	5	28	14	18	538	72	108	42	23	39	9	62	5	898	
SHELLEY, Janet	18	8	32	25	13	726	100	176	51	26	62	7	93	9	1,250	
TEMPLETON, Angus	4	7	11	6	12	306	50	73	30	3	26	4	43	7	542	
VOLF, Nathan	13	2	12	10	11	404	53	75	28	10	16	6	59	6	657	
Tasmanian Greens	167	129	480	383	138	8,163	913	2,093	686	510	693	110	875	84	14,127	
JOHNSTON, Kristie	153	64	270	161	182	5,594	991	1,111	452	278	690	66	406	41	9,629	
Group C	153	64	270	161	182	5,594	991	1,111	452	278	690	66	406	41	9,629	
ARCHER, Elise	29	12	31	25	35	991	257	316	120	59	246	35	104	13	2,141	
Group D	29	12	31	25	35	991	257	316	120	59	246	35	104	13	2,141	
BARNETT, Jessica	5	3	14	8	35	568	208	83	54	41	75	16	101	8	1,154	
BEHRAKIS, Simon	57	30	85	45	112	2,592	918	530	232	147	388	64	235	16	5,122	
DI FLORIO, Marilena	5	7	17	7	28	709	300	133	50	16	86	16	56	6	1,372	
JOHNSTONE, Edwin	6	2	12	10	43	511	177	97	52	17	62	18	69	4	1,007	
OGILVIE, Madeleine	68	15	70	22	111	2,093	846	488	236	84	393	56	236	20	4,452	
VERMEY, Marcus	197	19	119	57	109	3,052	600	918	349	165	407	44	308	27	5,870	
WAN, David	12	3	7	7	22	353	90	62	25	6	46	13	51	1	647	
Liberal Party	350	79	324	156	460	9,878	3,139	2,311	998	476	1,457	227	1,056	82	19,624	
GOLDSMITH, Jags	3	1	13	9	9	238	29	26	18	1	17	2	27	1	359	
MACGOWAN, John	4	1	4	4	16	167	36	24	16	4	27	3	23	0	300	
PHIPPS, Steven	9	3	25	12	6	349	38	54	18	29	33	5	36	2	564	
ungrouped	16	5	42	25	31	754	103	104	52	34	77	10	86	3	1,223	
Total formal votes	830	402	1,466	930	1,392	34,831	8,230	7,544	2,850	1,698	4,553	706	3,322	308	64,042	
Informal ballot papers	25	16	38	26	117	1,827	500	222	121	5	144	61	227	8	3,115	
Total ballot papers	855	418	1,504	956	1,509	36,658	8,730	7,766	2,971	1,703	4,697	767	3,549	316	67,157	

Division of FRANKLIN

Candidate first preference totals



Number of quotas attained compared with seats won



FRANKLIN first preference votes

Page 1 of 3

Candidates	Adventure Bay	Alonnah	Bellerive	Blackmans Bay	Blackmans Bay South	Cambridge	Clarence	Clarendon Vale	Cradoc	Cygnat	Dover	Geeveston	Geilston Bay	Glen Huon	Howden	Howrah	Huonville
BROWN, Meg	3	3	104	41	20	47	86	145	13	17	13	28	49	11	3	126	39
DEANE, Kaspar	7	9	18	33	27	10	15	14	10	28	13	20	14	7	6	31	33
DI VIRGILIO, Traycee	1	3	9	6	2	8	8	14	5	9	0	6	10	3	0	9	15
HANNAN, Chris	0	2	12	7	7	9	7	12	4	8	8	7	10	1	2	16	18
MEYERS, Amelia	1	1	15	5	7	6	15	13	4	16	13	11	23	7	3	17	18
MUNDAY, Jess	3	3	57	67	33	48	37	38	6	30	24	30	40	5	11	78	83
WINTER, Dean	13	24	152	95	122	108	156	101	29	108	82	115	142	21	37	196	185
Australian Labor Party	28	45	367	254	218	236	324	337	71	216	153	217	288	55	62	473	391
O'BYRNE, David	20	28	191	85	105	150	178	143	48	65	56	96	159	31	16	274	176
Group B	20	28	191	85	105	150	178	143	48	65	56	96	159	31	16	274	176
ALLINSON, Rayne	0	1	2	1	3	2	5	1	0	8	2	5	4	2	0	5	0
BACON, Kirsten	0	0	7	1	2	6	0	2	3	6	2	1	3	0	1	8	8
CHERRIE, Louise	0	0	6	2	3	4	1	3	1	7	0	1	5	3	0	1	4
GEORGE, Peter	33	51	277	180	209	170	214	39	124	518	63	141	212	66	73	206	269
HOUSTON, Anthony	0	0	2	1	1	8	2	1	2	0	1	5	1	0	1	3	1
JENNER, Andrew	0	1	7	1	1	6	3	0	0	6	1	4	3	0	0	4	1
MATERIA, Chrissie	2	0	3	0	2	1	1	1	0	5	2	2	1	1	0	0	0
Group C	35	53	304	186	221	197	226	47	130	550	71	159	229	72	75	227	283
ABETZ, Eric	14	41	102	131	107	154	136	66	68	154	109	190	140	46	43	153	218
GARVIN, Josh	2	4	45	12	12	44	30	26	7	23	17	17	41	7	3	63	44
HOWLETT, Michele	3	3	30	20	4	28	23	14	5	23	10	16	28	5	8	41	29
MILLER, Natasha	2	4	28	15	14	41	24	25	9	18	18	35	27	9	3	45	35
PETRUSMA, Jacquie	4	8	91	65	56	129	111	65	39	65	60	66	83	24	26	176	111
STREET, Nic	12	9	52	50	77	82	53	35	36	55	38	66	64	22	26	95	140
YOUNG, Dean	2	8	69	27	20	40	56	39	22	34	22	36	36	10	6	95	82
Liberal Party	39	77	417	320	290	518	433	270	186	372	274	426	419	123	115	668	659
ALLEN, Carly	3	2	23	6	2	9	13	5	5	10	7	5	13	3	3	20	20
CHAPMAN, Brian	0	0	10	9	4	5	7	7	6	5	1	3	8	2	0	7	5
CORDOVER, Gideon	0	2	9	11	8	2	10	14	2	8	3	9	4	1	1	11	14
DONNELLON, Mark	0	4	4	10	2	5	8	0	3	7	2	5	11	1	2	12	7
FITZGERALD, Owen	0	7	29	13	9	14	25	13	1	11	4	14	20	2	1	23	22
MUNSHI, Adi	0	1	8	7	0	2	3	4	3	10	2	2	5	0	3	7	5
WOODRUFF, Rosalie	24	34	154	155	139	96	128	39	54	226	54	105	144	22	40	164	190
Tasmanian Greens	27	50	237	211	164	133	194	82	74	277	73	143	205	31	50	244	263
GIBBENS, Sarah	0	0	2	6	4	3	2	5	4	8	6	7	6	2	1	12	8
WILLINK, Hans Jurriaan	1	0	6	6	2	7	4	3	6	5	4	5	6	1	1	10	14
ungrouped	1	0	8	12	6	10	6	8	10	13	10	12	12	3	2	22	22
Total formal votes	150	253	1,524	1,068	1,004	1,244	1,361	887	519	1,493	637	1,053	1,312	315	320	1,908	1,794
Informal ballot papers	6	9	73	43	47	59	56	111	36	99	57	100	73	25	12	79	131
Total ballot papers	156	262	1,597	1,111	1,051	1,303	1,417	998	555	1,592	694	1,153	1,385	340	332	1,987	1,925

FRANKLIN first preference votes, cont'd

Page 2 of 3

Candidates	Judbury	Kettering	Kingston	Kingston Beach	Lauderdale	Lindisfarne	Lindisfarne Village	Maranoo Heights	Margate	Middleton	Montagu Bay	Mornington	Mountain River	Ranelagh	Risdon Vale	Rokeby	Sandfly
BROWN, Meg	2	8	92	15	96	49	53	37	28	10	44	96	9	26	179	214	14
DEANE, Kaspar	5	8	128	16	18	6	18	34	61	10	18	8	9	19	10	16	9
DI VIRGILIO, Traycee	2	2	17	2	13	5	6	2	8	2	4	8	3	5	18	15	2
HANNAN, Chris	1	2	26	2	15	9	7	9	5	2	5	11	5	7	15	12	2
MEYERS, Amelia	6	2	22	8	11	11	14	6	14	2	8	17	4	11	20	20	6
MUNDAY, Jess	5	7	106	32	54	40	35	32	50	6	23	30	22	28	48	48	20
WINTER, Dean	24	46	350	113	180	130	152	91	141	30	88	109	51	102	151	126	55
Australian Labor Party	45	75	741	188	387	250	285	211	307	62	190	279	103	198	441	451	108
O'BYRNE, David	17	24	290	63	266	164	174	71	137	14	121	116	42	88	224	179	70
Group B	17	24	290	63	266	164	174	71	137	14	121	116	42	88	224	179	70
ALLINSON, Rayne	1	2	6	1	2	0	3	3	1	4	3	1	2	2	3	3	2
BACON, Kirsten	2	0	10	7	4	1	3	3	4	2	2	1	1	5	7	5	4
CHERRIE, Louise	2	0	5	2	2	4	2	1	1	0	2	2	0	4	1	1	3
GEORGE, Peter	37	169	365	151	284	216	231	94	245	86	158	60	110	148	91	80	127
HOUSTON, Anthony	0	0	9	0	8	1	8	1	3	0	3	0	1	1	3	3	4
JENNER, Andrew	3	1	3	1	12	2	4	1	5	1	2	0	0	2	2	2	0
MATERIA, Chrissie	0	0	5	0	1	1	4	0	4	0	1	0	1	1	4	1	3
Group C	45	172	403	162	313	225	255	103	263	93	171	64	115	163	111	95	143
ABETZ, Eric	38	64	404	99	207	102	138	127	212	31	82	77	69	169	83	89	97
GARVIN, Josh	4	8	60	6	60	33	25	17	34	0	24	30	6	22	40	32	13
HOWLETT, Michele	1	4	45	9	33	29	25	7	13	0	26	20	7	14	45	29	15
MILLER, Natasha	3	2	63	7	51	19	24	14	27	2	14	16	10	20	26	14	10
PETRUSMA, Jacquie	26	38	219	46	200	74	116	73	98	12	67	51	46	84	74	75	45
STREET, Nic	17	20	187	41	87	48	61	52	99	10	44	41	33	42	49	52	41
YOUNG, Dean	8	21	62	14	70	33	33	19	38	4	26	35	13	43	30	50	13
Liberal Party	97	157	1,040	222	708	338	422	309	521	59	283	270	184	394	347	341	234
ALLEN, Carly	2	7	25	11	14	11	18	5	9	1	15	14	1	10	9	11	7
CHAPMAN, Brian	1	3	22	8	15	7	10	9	8	0	7	7	2	4	8	7	2
CORDOVER, Gideon	2	2	33	10	11	7	5	6	12	0	3	4	1	4	8	7	2
DONNELLON, Mark	1	2	26	3	12	3	7	4	6	3	6	4	3	5	6	5	2
FITZGERALD, Owen	4	1	42	12	19	19	19	9	9	0	10	12	4	9	14	19	12
MUNSHI, Adi	1	1	17	9	7	7	4	1	2	2	4	4	2	4	7	5	2
WOODRUFF, Rosalie	32	62	316	117	167	114	154	56	168	24	117	53	77	114	63	44	94
Tasmanian Greens	43	78	481	170	245	168	217	90	214	30	162	98	90	150	115	98	121
GIBBENS, Sarah	4	3	15	4	5	4	5	4	5	1	4	1	2	4	13	8	10
WILLINK, Hans Jurriaan	2	0	17	3	9	6	9	5	7	1	6	2	3	5	4	8	2
ungrouped	6	3	32	7	14	10	14	9	12	2	10	3	5	9	17	16	12
Total formal votes	253	509	2,987	812	1,933	1,155	1,367	793	1,454	260	937	830	539	1,002	1,255	1,180	688
Informal ballot papers	29	28	153	39	90	65	54	49	42	20	46	56	30	82	136	129	41
Total ballot papers	282	537	3,140	851	2,023	1,220	1,421	842	1,496	280	983	886	569	1,084	1,391	1,309	729

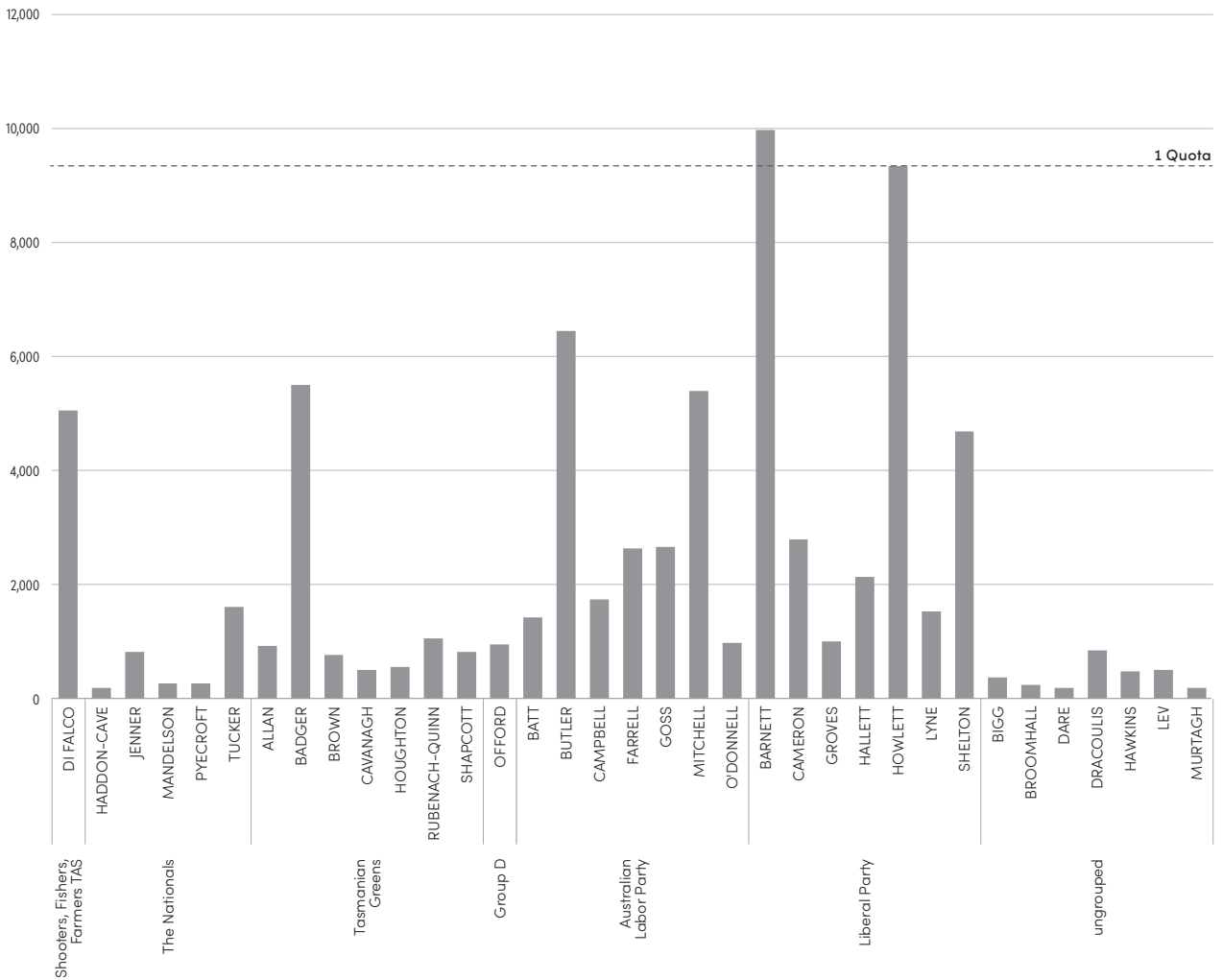
FRANKLIN first preference votes, cont'd

Page 3 of 3

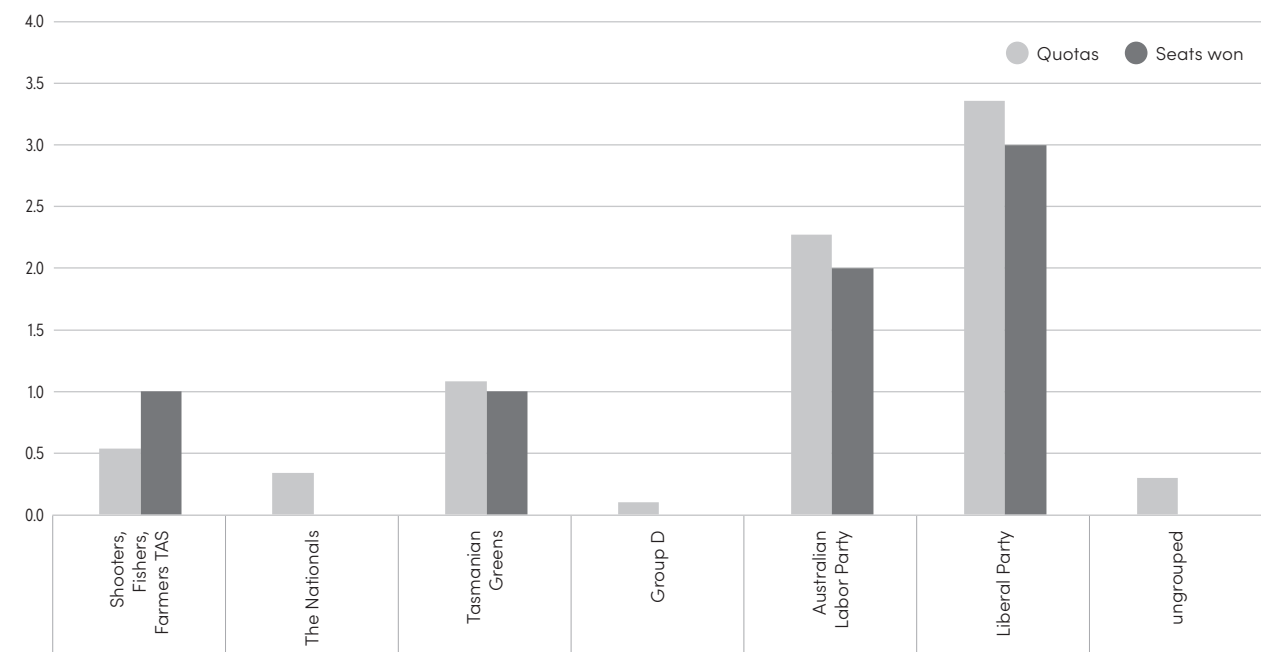
Candidates										Special votes									Total
	Sandford	Seven Mile Beach	Snug	South Arm	Southport	Tranmere	Warrane	Woodbridge	Total Ordinary Votes	Kingston Pre-Poll	Rosny Pre-Poll	Out of Division Pre-Poll	Franklin Postal 1 (Telephone Votes)	Franklin Postal 2 and 3	Mobile	Out of Division	Provisional		
BROWN, Meg	38	21	22	13	4	68	67	6	1,959	205	316	206	104	252	17	128	9	3,196	
DEANE, Kaspar	10	4	37	6	2	19	14	14	794	276	84	79	29	82	14	55	3	1,416	
DI VIRGILIO, Traycee	5	1	6	1	1	9	5	3	253	33	24	26	4	23	11	20	2	396	
HANNAN, Chris	11	7	6	2	1	8	3	1	304	52	33	37	20	33	10	29	6	524	
MEYERS, Amelia	10	5	8	8	1	13	7	3	412	65	53	40	9	47	9	52	0	687	
MUNDAY, Jess	42	26	20	11	2	44	17	12	1,353	206	179	143	30	137	18	91	12	2,169	
WINTER, Dean	114	87	101	56	15	191	55	31	4,275	1,193	829	605	205	765	94	249	26	8,241	
Australian Labor Party	230	151	200	97	26	352	168	70	9,350	2,030	1,518	1,136	401	1,339	173	624	58	16,629	
O'BYRNE, David	152	86	82	57	9	228	62	16	4,573	947	944	651	129	666	44	234	35	8,223	
Group B	152	86	82	57	9	228	62	16	4,573	947	944	651	129	666	44	234	35	8,223	
ALLINSON, Rayne	2	0	1	0	0	2	0	0	85	19	7	5	10	10	0	6	1	143	
BACON, Kirsten	3	4	5	0	0	7	0	2	132	29	16	11	7	23	3	10	0	231	
CHERRIE, Louise	5	0	1	0	1	4	0	1	85	13	9	11	7	13	0	4	4	146	
GEORGE, Peter	349	135	187	184	19	252	42	148	6,813	1,456	950	786	348	758	41	305	42	11,499	
HOUSTON, Anthony	3	2	6	3	1	6	0	2	97	19	12	14	6	21	0	10	0	179	
JENNER, Andrew	2	7	1	3	0	5	2	0	99	15	16	23	7	16	1	10	4	191	
MATERIA, Chrissie	2	0	2	1	0	5	1	8	66	13	6	5	2	9	1	8	0	110	
Group C	366	148	203	191	21	281	45	161	7,377	1,564	1,016	855	387	850	46	353	51	12,499	
ABETZ, Eric	123	81	139	79	27	203	38	33	4,683	1,520	840	642	270	820	68	241	25	9,109	
GARVIN, Josh	34	12	24	6	0	49	12	2	950	158	167	124	38	92	10	67	5	1,611	
HOWLETT, Michele	18	22	14	5	2	36	10	6	725	89	132	143	22	93	16	69	4	1,293	
MILLER, Natasha	39	16	11	14	2	27	12	4	799	131	101	90	15	76	6	60	4	1,282	
PETRUSMA, Jacquie	115	91	64	46	5	169	38	14	3,065	695	588	514	121	544	54	236	18	5,835	
STREET, Nic	56	42	70	23	5	80	25	18	2,155	542	328	223	60	234	38	130	9	3,719	
YOUNG, Dean	43	25	25	18	4	64	19	9	1,323	201	260	159	38	126	19	106	9	2,241	
Liberal Party	428	289	347	191	45	628	154	86	13,700	3,336	2,416	1,895	564	1,985	211	909	74	25,090	
ALLEN, Carly	12	5	11	1	3	17	7	3	378	47	36	41	21	32	2	39	4	600	
CHAPMAN, Brian	6	3	4	4	1	7	3	3	230	37	20	33	5	20	1	27	2	375	
CORDOVER, Gideon	4	3	3	0	1	3	4	6	250	43	13	19	6	14	6	29	4	384	
DONNELLON, Mark	5	2	5	0	1	5	2	0	201	39	18	24	2	16	1	28	4	333	
FITZGERALD, Owen	11	4	9	24	1	15	12	3	501	68	54	61	15	37	2	67	6	811	
MUNSHI, Adi	4	0	4	1	0	5	5	0	160	25	16	18	3	10	1	22	2	257	
WOODRUFF, Rosalie	128	92	127	58	26	131	32	63	4,197	856	540	442	246	503	26	284	30	7,124	
Tasmanian Greens	170	109	163	88	33	183	65	78	5,917	1,115	697	638	298	632	39	496	52	9,884	
GIBBENS, Sarah	8	0	7	3	2	7	5	2	202	43	11	20	11	29	1	13	0	330	
WILLINK, Hans Jurriaan	12	1	8	5	1	11	1	0	209	35	36	20	4	31	2	12	3	352	
ungrouped	20	1	15	8	3	18	6	2	411	78	47	40	15	60	3	25	3	682	
Total formal votes	1,366	784	1,010	632	137	1,690	500	413	41,328	9,070	6,638	5,215	1,794	5,532	516	2,641	273	73,007	
Informal ballot papers	69	31	60	28	15	61	38	16	2,423	429	268	200	23	142	45	195	13	3,738	
Total ballot papers	1,435	815	1,070	660	152	1,751	538	429	43,751	9,499	6,906	5,415	1,817	5,674	561	2,836	286	76,745	

Division of LYONS

Candidate first preference totals



Number of quotas attained compared with seats won



LYONS first preference votes

Page 1 of 5

Candidates	Avoca	Bogdad	Bicheno	Bothwell	Bracknell	Bridgewater	Brighton	Broadmarsh	Campania	Campbell Town	Carrick	Chudleigh	Claude Road	Colebrook	Coles Bay	Copping
DI FALCO, Carlo	25	91	44	33	49	133	128	18	59	62	62	15	31	23	5	13
Shooters, Fishers, Farmers TAS	25	91	44	33	49	133	128	18	59	62	62	15	31	23	5	13
HADDON-CAVE, Francis	0	1	2	1	3	11	5	0	1	1	4	1	1	0	0	0
JENNER, Andrew	0	5	3	0	2	15	6	1	15	0	8	1	7	2	0	5
MANDELSON, Rick	0	2	1	2	1	7	3	0	3	2	2	0	1	0	1	1
PYECROFT, Lesley	1	0	0	1	1	4	1	0	0	3	8	3	1	0	0	0
TUCKER, John	12	7	19	12	18	7	9	1	9	21	25	8	10	3	3	2
The Nationals	13	15	25	16	25	44	24	2	28	27	47	13	20	5	4	8
ALLAN, Alistair	2	6	4	1	6	20	19	1	6	6	4	3	6	3	1	5
BADGER, Tabatha	7	30	74	15	16	39	47	9	31	29	37	26	40	6	42	44
BROWN, Craig	0	4	11	2	0	17	8	3	5	4	3	3	6	1	0	5
CAVANAGH, Joey	2	2	5	1	0	18	7	3	3	5	6	2	7	1	1	4
HOUGHTON, Mitch	2	6	5	0	1	13	9	1	5	3	4	0	3	1	3	1
RUBENACH-QUINN, Hannah	4	6	11	0	6	30	25	5	7	10	8	4	10	1	2	4
SHAPCOTT, Isabel	1	3	6	1	3	29	20	1	2	9	6	2	7	1	1	1
Tasmanian Greens	18	57	116	20	32	166	135	23	59	66	68	40	79	14	50	64
OFFORD, Angela	0	2	11	6	3	15	9	2	8	8	10	4	7	0	1	2
Group D	0	2	11	6	3	15	9	2	8	8	10	4	7	0	1	2
BATT, Edwin	3	72	7	33	4	47	53	11	16	12	4	1	3	9	1	2
BUTLER, Jen	16	57	51	12	14	378	209	18	22	60	48	6	10	10	2	11
CAMPBELL, Shannon	4	17	4	4	2	48	47	4	13	9	7	2	9	4	0	14
FARRELL, Casey	3	19	9	5	7	79	61	8	19	13	7	1	8	8	3	5
GOSS, Richard	15	9	12	2	28	58	36	2	12	33	29	8	10	1	2	0
MITCHELL, Brian	10	44	32	15	15	151	165	7	39	39	28	16	25	13	7	12
O'DONNELL, Saxon	1	4	6	3	2	34	21	3	5	9	6	2	2	1	3	1
Australian Labor Party	52	222	121	74	72	795	592	53	126	175	129	36	67	46	18	45
BARNETT, Guy	22	96	72	13	35	163	241	26	44	65	115	30	41	18	17	15
CAMERON, Stephanie	3	13	16	1	39	59	50	2	7	15	120	84	11	3	3	1
GROVES, Bree	0	10	5	2	8	26	43	4	10	5	16	0	1	2	2	1
HALLETT, Richard	13	35	14	73	5	49	92	27	28	21	11	1	9	5	2	5
HOWLETT, Jane	6	150	65	18	11	239	449	38	164	34	29	2	9	47	30	45
LYNE, Poppy	21	15	18	2	7	40	40	0	6	102	19	3	3	2	6	1
SHELTON, Mark	9	33	22	33	109	39	75	8	18	34	100	8	18	8	7	3
Liberal Party	74	352	212	142	214	615	990	105	277	276	410	128	92	85	67	71
BIGG, Phillip	0	6	0	2	0	8	9	0	2	4	2	0	2	2	2	0
BROOMHALL, Ray	0	0	4	0	0	1	5	3	2	1	1	0	2	1	0	0
DARE, Paul	0	0	3	0	2	5	2	0	3	1	3	0	0	0	0	2
DRACOU LIS, Michelle	2	8	2	1	4	9	13	2	2	4	9	1	1	1	1	3
HAWKINS, John	0	3	3	2	0	5	6	0	2	1	4	25	1	1	0	0
LEV, Jiri	0	2	5	1	8	4	4	1	5	6	2	3	1	1	2	7
MURTAGH, Tennille	0	0	1	0	1	24	5	1	2	1	0	0	0	1	0	0
ungrouped	2	19	18	6	15	56	44	7	18	18	21	29	7	7	5	12
Total formal votes	184	758	547	297	410	1,824	1,922	210	575	632	747	265	303	180	150	215
Informal ballot papers	16	83	40	28	33	224	173	17	34	53	55	14	17	14	8	17
Total ballot papers	200	841	587	325	443	2,048	2,095	227	609	685	802	279	320	194	158	232

LYONS first preference votes, cont'd

Page 2 of 5

Candidates	Cressy	Deloraine	Dodges Ferry	Dromedary	Dunalley	Elizabeth Town	Epping	Evandale	Fingal	Gagebrook	Glenora	Granton	Hadspen	Hagley	Kempton	Lachlan
DI FALCO, Carlo	83	94	80	21	17	24	13	59	27	82	17	18	76	21	30	38
Shooters, Fishers, Farmers TAS	83	94	80	21	17	24	13	59	27	82	17	18	76	21	30	38
HADDON-CAVE, Francis	1	7	0	2	2	1	0	2	0	0	0	0	3	0	0	3
JENNER, Andrew	4	7	20	0	3	3	2	9	3	6	0	0	10	0	3	2
MANDELSON, Rick	2	6	3	0	2	0	0	2	0	3	2	1	6	3	1	0
PYECROFT, Lesley	4	4	0	0	0	0	1	9	1	3	0	1	4	4	2	2
TUCKER, John	17	37	8	7	8	16	6	29	14	5	3	1	16	9	5	11
The Nationals	28	61	31	9	15	20	9	51	18	17	5	3	39	16	11	18
ALLAN, Alistair	2	21	79	5	8	1	0	3	0	6	2	5	7	4	4	4
BADGER, Tabatha	22	226	303	18	47	27	6	89	9	17	22	7	38	14	13	31
BROWN, Craig	2	20	12	5	10	1	0	4	1	6	2	0	13	1	3	4
CAVANAGH, Joey	1	9	13	2	0	0	0	3	0	2	1	4	2	0	3	1
HOUGHTON, Mitch	1	11	23	1	5	1	1	5	3	8	1	1	7	1	5	2
RUBENACH-QUINN, Hannah	3	29	18	9	4	2	1	5	1	5	3	5	17	4	3	4
SHAPCOTT, Isabel	10	23	15	6	6	3	0	6	2	13	0	3	12	4	1	6
Tasmanian Greens	41	339	463	46	80	35	8	115	16	57	31	25	96	28	32	52
OFFORD, Angela	8	27	18	0	6	4	1	51	2	4	1	2	13	1	0	4
Group D	8	27	18	0	6	4	1	51	2	4	1	2	13	1	0	4
BATT, Edwin	2	18	15	6	3	2	3	10	6	18	4	4	10	0	97	14
BUTLER, Jen	33	88	72	27	14	5	10	41	51	160	14	26	98	10	10	33
CAMPBELL, Shannon	5	23	68	5	27	5	3	10	4	21	4	10	21	1	1	9
FARRELL, Casey	3	29	48	9	9	4	1	8	4	46	17	20	33	4	1	39
GOSS, Richard	101	34	17	8	3	1	4	75	4	24	4	6	81	12	1	9
MITCHELL, Brian	12	93	115	29	12	14	7	51	18	70	11	17	78	15	17	22
O'DONNELL, Saxon	3	12	26	8	7	3	1	3	3	13	6	7	19	4	3	6
Australian Labor Party	159	297	361	92	75	34	29	198	90	352	60	90	340	46	130	132
BARNETT, Guy	84	246	83	47	22	41	12	126	35	74	41	56	213	38	25	50
CAMERON, Stephanie	22	239	24	9	1	31	4	30	3	11	3	5	94	57	5	9
GROVES, Bree	6	11	9	3	3	2	2	10	2	18	2	2	25	13	4	3
HALLETT, Richard	16	31	17	9	9	2	3	17	7	14	21	16	20	4	24	14
HOWLETT, Jane	20	39	255	55	74	13	6	40	6	67	30	52	56	13	52	36
LYNE, Poppy	19	18	16	5	4	1	19	26	14	7	0	8	21	7	3	7
SHELTON, Mark	135	109	26	19	3	24	11	65	13	29	5	15	139	26	11	11
Liberal Party	302	693	430	147	116	114	57	314	80	220	102	154	568	158	124	130
BIGG, Phillip	2	4	2	2	1	2	1	4	0	2	2	0	5	4	0	3
BROOMHALL, Ray	3	10	4	0	1	3	1	3	0	2	0	0	3	3	0	1
DARE, Paul	2	2	2	1	0	0	0	2	0	3	0	1	1	1	0	1
DRACOU LIS, Michelle	5	9	16	10	2	0	1	4	1	5	12	9	11	0	1	11
HAWKINS, John	4	52	8	0	3	5	2	7	0	3	2	1	7	4	1	0
LEV, Jiri	2	12	9	4	6	0	0	6	2	1	1	2	9	0	1	1
MURTAGH, Tennille	0	4	3	1	0	0	1	1	1	4	0	3	2	1	0	1
ungrouped	18	93	44	18	13	10	6	27	4	20	17	16	38	13	3	18
Total formal votes	639	1,604	1,427	333	322	241	123	815	237	752	233	308	1,170	283	330	392
Informal ballot papers	50	125	99	25	32	18	9	37	24	128	15	29	85	21	23	31
Total ballot papers	689	1,729	1,526	358	354	259	132	852	261	880	248	337	1,255	304	353	423

LYONS first preference votes, cont'd

Page 3 of 5

Candidates	Longford	Lower Barrington	Magra	Meander	Midway Point	Miena	Mole Creek	Malesworth	New Norfolk	New Norfolk North	Nubeena	Oatlands	Old Beach	Orford	Ouse	Perth
DI FALCO, Carlo	117	42	30	21	37	15	26	37	83	82	38	42	86	23	36	113
Shooters, Fishers, Farmers TAS	117	42	30	21	37	15	26	37	83	82	38	42	86	23	36	113
HADDON-CAVE, Francis	5	3	1	0	2	0	2	0	0	0	1	1	2	1	3	4
JENNER, Andrew	17	3	1	0	12	2	0	2	6	4	7	3	12	11	4	12
MANDELSON, Rick	7	2	1	1	2	2	2	0	1	3	2	40	4	1	3	4
PYECROFT, Lesley	16	3	1	3	2	1	1	0	0	1	0	2	2	0	2	23
TUCKER, John	45	16	5	5	4	5	3	2	8	5	9	8	8	6	8	40
The Nationals	90	27	9	9	22	10	8	4	15	13	19	54	28	19	20	83
ALLAN, Alistair	19	4	0	5	16	0	3	5	10	6	5	3	18	4	5	18
BADGER, Tabatha	93	24	8	56	73	15	20	36	106	48	70	37	77	52	17	96
BROWN, Craig	25	8	2	4	10	4	1	1	11	6	36	3	14	1	1	11
CAVANAGH, Joey	11	6	0	3	17	1	1	3	8	2	9	3	20	2	2	14
HOUGHTON, Mitch	11	3	0	3	11	1	2	1	8	6	12	3	13	1	0	12
RUBENACH-QUINN, Hannah	20	13	2	1	23	0	2	7	18	8	12	5	16	3	1	20
SHAPCOTT, Isabel	17	5	1	1	9	2	4	2	14	4	8	3	17	4	1	17
Tasmanian Greens	196	63	13	73	159	23	33	55	175	80	152	57	175	67	27	188
OFFORD, Angela	26	11	1	2	10	0	1	0	14	3	15	3	11	9	3	30
Group D	26	11	1	2	10	0	1	0	14	3	15	3	11	9	3	30
BATT, Edwin	18	9	5	2	13	6	3	4	18	17	15	54	29	6	5	18
BUTLER, Jen	190	23	22	8	81	16	5	11	112	65	50	33	178	22	13	136
CAMPBELL, Shannon	23	8	5	3	44	0	2	5	24	16	21	8	46	12	5	32
FARRELL, Casey	24	12	48	5	53	5	1	47	174	94	34	12	75	8	19	26
GOSS, Richard	297	6	3	12	16	7	20	1	16	11	14	8	35	2	3	285
MITCHELL, Brian	69	27	16	15	94	14	12	13	74	51	55	34	125	26	15	85
O'DONNELL, Saxon	18	3	5	3	17	2	5	2	25	18	10	7	26	4	6	21
Australian Labor Party	639	88	104	48	318	50	48	83	443	272	199	156	514	80	66	603
BARNETT, Guy	258	130	99	29	83	12	36	30	167	138	28	79	249	37	30	324
CAMERON, Stephanie	68	16	13	45	16	1	54	9	22	15	5	7	52	6	3	70
GROVES, Bree	18	5	8	2	14	1	3	6	19	17	5	8	17	3	3	38
HALLETT, Richard	43	9	28	4	22	8	3	11	52	29	14	40	40	16	47	26
HOWLETT, Jane	59	44	55	3	177	13	7	26	117	97	112	130	295	133	27	86
LYNE, Poppy	50	14	9	2	16	0	1	6	18	13	8	22	36	5	9	50
SHELTON, Mark	273	61	21	33	27	11	18	4	45	34	8	41	58	11	11	203
Liberal Party	769	279	233	118	355	46	122	92	440	343	180	327	747	211	130	797
BIGG, Phillip	4	7	11	6	2	1	2	2	10	9	4	4	3	1	1	6
BROOMHALL, Ray	5	8	0	2	3	0	2	2	4	2	1	0	4	0	0	8
DARE, Paul	5	5	1	1	2	0	1	2	5	1	2	0	9	1	1	5
DRACOULIS, Michelle	11	1	13	2	9	0	1	19	82	51	6	2	14	3	1	12
HAWKINS, John	10	3	0	4	2	2	13	1	4	3	1	1	7	3	3	16
LEV, Jiri	14	10	1	3	6	2	1	4	3	5	9	0	2	2	1	16
MURTAGH, Tennille	2	3	1	0	3	0	0	1	8	1	2	1	7	1	1	2
ungrouped	51	37	27	18	27	5	20	31	116	72	25	8	46	11	8	65
Total formal votes	1,888	547	417	289	928	149	258	302	1,286	865	628	647	1,607	420	290	1,879
Informal ballot papers	133	34	42	13	51	12	17	24	113	100	34	55	104	12	36	171
Total ballot papers	2,021	581	459	302	979	161	275	326	1,399	965	662	702	1,711	432	326	2,050

LYONS first preference votes, cont'd


Page 4 of 5

Candidates	Pontville	Primrose Sands	Prospect Vale	Railton	Richmond	Ross	Scamander	Sheffield	Sorell	St Helens	St Marys	Swansea	Taranna	Tea Tree	Triabunna	Tunnack
DI FALCO, Carlo	44	38	24	83	22	21	9	94	110	68	47	41	13	24	55	26
Shooters, Fishers, Farmers TAS	44	38	24	83	22	21	9	94	110	68	47	41	13	24	55	26
HADDON-CAVE, Francis	0	2	4	4	1	0	0	2	4	5	0	1	1	0	1	1
JENNER, Andrew	6	5	6	3	91	4	2	12	22	7	1	5	5	4	8	1
MANDELSON, Rick	1	0	2	3	0	5	2	2	4	5	2	6	0	0	0	7
PYECROFT, Lesley	1	3	5	3	0	2	1	6	3	2	0	2	0	1	3	0
TUCKER, John	4	4	26	11	4	3	32	22	24	66	40	20	4	0	1	2
The Nationals	12	14	43	24	96	14	37	44	57	85	43	34	10	5	13	11
ALLAN, Alistair	6	9	8	5	9	0	4	10	31	13	5	5	6	4	3	1
BADGER, Tabatha	24	41	61	20	91	26	45	48	156	87	57	73	40	5	26	7
BROWN, Craig	7	5	8	10	6	2	9	6	19	9	6	4	5	1	1	2
CAVANAGH, Joey	2	4	4	4	6	1	2	8	12	7	9	3	2	3	3	1
HOUGHTON, Mitch	7	5	8	5	6	3	4	8	20	5	4	4	1	3	1	0
RUBENACH-QUINN, Hannah	10	7	10	7	10	2	14	14	24	21	23	12	3	3	6	0
SHAPCOTT, Isabel	6	9	12	4	10	1	4	9	23	11	6	8	1	2	3	2
Tasmanian Greens	62	80	111	55	138	35	82	103	285	153	110	109	58	21	43	13
OFFORD, Angela	6	3	20	8	6	2	1	18	22	10	8	7	3	4	9	0
Group D	6	3	20	8	6	2	1	18	22	10	8	7	3	4	9	0
BATT, Edwin	21	9	9	10	9	5	2	9	29	9	4	8	3	3	10	9
BUTLER, Jen	66	41	72	48	38	28	37	65	111	100	53	49	14	21	38	11
CAMPBELL, Shannon	12	20	29	8	16	5	7	16	93	16	6	11	18	7	13	1
FARRELL, Casey	16	23	18	11	33	7	7	18	90	17	8	12	11	4	6	5
GOSS, Richard	12	12	62	22	6	13	6	16	32	21	7	8	4	3	11	2
MITCHELL, Brian	58	37	87	28	70	22	21	47	137	37	35	43	27	15	34	11
O'DONNELL, Saxon	10	10	17	11	9	3	3	15	12	8	5	11	2	1	9	2
Australian Labor Party	195	152	294	138	181	83	83	186	504	208	118	142	79	54	121	41
BARNETT, Guy	71	27	198	92	78	28	39	171	147	106	47	97	17	25	41	19
CAMERON, Stephanie	12	4	58	29	14	7	6	41	32	10	6	14	2	14	3	4
GROVES, Bree	3	3	18	10	5	6	8	14	21	11	5	5	4	5	6	0
HALLETT, Richard	38	8	17	18	27	14	5	19	43	10	8	23	7	11	11	11
HOWLETT, Jane	160	62	48	31	156	18	18	48	475	41	10	145	44	77	156	51
LYNE, Poppy	11	8	12	14	9	28	8	24	29	25	6	18	1	3	8	7
SHELTON, Mark	36	6	147	46	19	6	14	80	50	28	13	47	4	9	13	7
Liberal Party	331	118	498	240	308	107	98	397	797	231	95	349	79	144	238	99
BIGG, Phillip	6	3	1	5	7	1	0	6	7	2	4	2	4	0	3	2
BROOMHALL, Ray	0	2	5	2	3	3	0	1	7	6	3	0	1	3	1	0
DARE, Paul	2	1	3	2	2	0	1	3	1	2	2	2	1	1	1	3
DRACOU LIS, Michelle	6	2	6	9	5	5	0	9	13	4	4	13	3	1	2	0
HAWKINS, John	0	1	8	3	7	2	2	10	7	3	1	0	1	0	1	0
LEV, Jiri	3	3	8	8	9	3	3	4	16	9	12	5	2	0	2	2
MURTAGH, Tennille	1	2	2	2	1	0	0	1	2	2	1	0	0	0	0	1
ungrouped	18	14	33	31	34	14	6	34	53	28	27	22	12	5	10	8
Total formal votes	668	419	1,023	579	785	276	316	876	1,828	783	448	704	254	257	489	198
Informal ballot papers	51	43	55	43	31	24	21	76	129	62	25	50	22	14	43	18
Total ballot papers	719	462	1,078	622	816	300	337	952	1,957	845	473	754	276	271	532	216

LYONS first preference votes, cont'd

Page 5 of 5

Candidates	Westbury	Westerway	Wilmot	Total Ordinary Votes	Special votes											Total
					Granton Pre-Poll	New Norfolk Pre-Poll	Sorell Pre-Poll	St Helens Pre-Poll	Out of Division Pre-Poll	Lyons Postal 1 (Telephone Votes)	Lyons Postal 2 and 3	Mobile	Out of Division	Provisional		
DI FALCO, Carlo	80	34	24	3,176	55	77	378	89	453	39	346	20	400	17	5,050	
Shooters, Fishers, Farmers TAS	80	34	24	3,176	55	77	378	89	453	39	346	20	400	17	5,050	
HADDON-CAVE, Francis	4	5	3	115	3	3	14	6	19	5	14	4	15	2	200	
JENNER, Andrew	6	2	3	431	6	8	152	10	76	33	82	0	34	1	833	
MANDELSON, Rick	4	0	0	175	2	2	6	5	19	4	31	0	18	1	263	
PYECROFT, Lesley	9	2	3	161	2	5	12	5	31	9	31	2	14	1	273	
TUCKER, John	39	0	6	843	8	11	95	192	148	45	190	7	66	3	1,608	
The Nationals	62	9	15	1,725	21	29	279	218	293	96	348	13	147	8	3,177	
ALLAN, Alistair	18	1	2	505	2	14	87	9	93	73	64	5	77	3	932	
BADGER, Tabatha	118	45	23	3,202	31	78	550	163	520	200	405	16	320	22	5,507	
BROWN, Craig	10	3	4	411	4	8	81	19	92	28	45	2	83	3	776	
CAVANAGH, Joey	13	1	3	298	2	10	39	13	50	2	31	1	65	3	514	
HOUGHTON, Mitch	13	1	6	324	4	15	42	19	61	5	37	2	53	1	563	
RUBENACH-QUINN, Hannah	12	6	6	587	8	10	74	51	112	15	76	4	110	6	1,053	
SHAPCOTT, Isabel	15	0	6	444	7	13	56	25	109	9	53	6	88	3	813	
Tasmanian Greens	199	57	50	5,771	58	148	929	299	1,037	332	711	36	796	41	10,158	
OFFORD, Angela	31	1	5	533	5	9	56	22	117	27	111	1	57	3	941	
Group D	31	1	5	533	5	9	56	22	117	27	111	1	57	3	941	
BATT, Edwin	15	5	1	882	21	21	103	24	127	53	94	14	83	6	1,428	
BUTLER, Jen	102	11	8	3,494	132	187	440	294	696	146	628	58	356	14	6,445	
CAMPBELL, Shannon	19	4	4	964	16	27	257	32	153	18	112	15	133	5	1,732	
FARRELL, Casey	19	26	4	1,502	41	170	255	28	227	53	178	28	148	10	2,640	
GOSS, Richard	47	11	5	1,677	13	28	103	30	296	49	201	24	247	6	2,674	
MITCHELL, Brian	77	16	8	2,734	89	129	721	134	521	82	630	49	301	10	5,400	
O'DONNELL, Saxon	16	5	3	551	19	17	103	32	83	10	67	9	94	5	990	
Australian Labor Party	295	78	33	11,804	331	579	1,982	574	2,103	411	1,910	197	1,362	56	21,309	
BARNETT, Guy	170	38	17	5,363	138	249	537	291	1,336	329	926	63	719	24	9,975	
CAMERON, Stephanie	133	6	5	1,776	14	23	77	35	334	62	229	12	223	8	2,793	
GROVES, Bree	22	8	5	576	11	22	59	24	110	17	60	6	108	3	996	
HALLETT, Richard	24	22	6	1,328	42	72	127	22	199	41	148	13	130	7	2,129	
HOWLETT, Jane	35	26	12	5,144	163	163	1,640	86	806	161	672	45	441	25	9,346	
LYNE, Poppy	16	3	3	952	16	26	69	45	168	19	101	11	128	9	1,544	
SHELTON, Mark	85	4	15	2,653	43	55	192	114	674	130	421	18	393	5	4,698	
Liberal Party	485	107	63	17,792	427	610	2,701	617	3,627	759	2,557	168	2,142	81	31,481	
BIGG, Phillip	5	2	0	206	4	12	22	4	34	8	44	3	27	0	364	
BROOMHALL, Ray	3	0	1	136	4	3	23	7	17	19	27	2	16	2	256	
DARE, Paul	4	3	0	112	4	7	13	3	15	2	20	1	12	0	189	
DRACOU LIS, Michelle	9	20	7	505	19	64	33	13	72	23	69	2	43	2	845	
HAWKINS, John	14	0	1	286	5	2	13	11	46	12	74	4	22	0	475	
LEV, Jiri	8	3	4	291	3	2	45	16	45	15	49	1	28	3	498	
MURTAGH, Tennille	3	3	0	112	7	3	16	4	17	0	14	0	18	2	193	
ungrouped	46	31	13	1,648	46	93	165	58	246	79	297	13	166	9	2,820	
Total formal votes	1,198	317	203	42,449	943	1,545	6,490	1,877	7,876	1,743	6,280	448	5,070	215	74,936	
Informal ballot papers	87	29	31	3,382	59	121	433	105	428	15	200	56	481	13	5,293	
Total ballot papers	1,285	346	234	45,831	1,002	1,666	6,923	1,982	8,304	1,758	6,480	504	5,551	228	80,229	



A photograph of two women working at a table covered with stacks of white papers, likely election documents. The woman on the right is wearing an orange vest over a dark long-sleeved shirt and has a red lanyard with a badge that reads "Scrutiny Staff" and "Cher DOWNTON". The woman on the left is wearing a dark blue sweater and an orange lanyard. The background is blurred, showing what appears to be an office or administrative setting.

Abstracts of the counts

2025 House of Assembly elections

Division of BASS Distribution of preferences

		Tasmanian Greens							The Nationals			
		BALL	FITTLER	HALL	LAYTON- BENNETT	MCLENNAN	MARCH	ROSOL	Total	ARMSTRONG	COOPER	Total
Count 1	Primary votes	1,013	542	739	828	871	577	6,566	11,136	684	683	1,367
Count 2	Votes transferred	9	6	4	9	3	3	49	83	18	15	33
	Progress totals	1,022	548	743	837	874	580	6,615	11,219	702	698	1,400
Count 3	Votes transferred	1	0	1	2	1	1	10	16	1	1	2
	Progress totals	1,023	548	744	839	875	581	6,625	11,235	703	699	1,402
Counts 4 to 6	Votes transferred	0	1	2	1	0	0	2	6	4	4	8
	Progress totals	1,023	549	746	840	875	581	6,627	11,241	707	703	1,410
Counts 7 to 9	Votes transferred	1	2	0	1	1	0	7	12	1	3	4
	Progress totals	1,024	551	746	841	876	581	6,634	11,253	708	706	1,414
Counts 10 to 12	Votes transferred	4	1	2	1	3	2	4	17	3	5	8
	Progress totals	1,028	552	748	842	879	583	6,638	11,270	711	711	1,422
Counts 13 to 15	Votes transferred	6	4	8	3	4	3	51	79	8	4	12
	Progress totals	1,034	556	756	845	883	586	6,689	11,349	719	715	1,434
Counts 16 to 18	Votes transferred	38	-556	177	169	23	24	29	-96	13	14	27
	Progress totals	1,072	0	933	1,014	906	610	6,718	11,253	732	729	1,461
Counts 19 to 21	Votes transferred	37		42	189	190	-610	49	-103	18	12	30
	Progress totals	1,109		975	1,203	1,096	0	6,767	11,150	750	741	1,491
Counts 22 to 24	Votes transferred	10		13	10	9		80	122	11	11	22
	Progress totals	1,119		988	1,213	1,105		6,847	11,272	761	752	1,513
Counts 25 to 27	Votes transferred	4		5	4	3		9	25	563	-752	-189
	Progress totals	1,123		993	1,217	1,108		6,856	11,297	1,324	0	1,324
Counts 28 to 29	Votes transferred	1		0	5	1		6	13	4		4
	Progress totals	1,124		993	1,222	1,109		6,862	11,310	1,328		1,328
Count 30	Votes transferred	0		0	0	0		0	0	0		0
	Progress totals	1,124		993	1,222	1,109		6,862	11,310	1,328		1,328
Count 31	Votes transferred	0		0	0	0		0	0	0		0
	Progress totals	1,124		993	1,222	1,109		6,862	11,310	1,328		1,328
Counts 32 to 34	Votes transferred	400		-993	66	81		277	-169	15		15
	Progress totals	1,524		0	1,288	1,190		7,139	11,141	1,343		1,343
Counts 35 to 37	Votes transferred	10			15	3		14	42	9		9
	Progress totals	1,534			1,303	1,193		7,153	11,183	1,352		1,352
Counts 38 to 40	Votes transferred	310			331	-1,193		384	-168	28		28
	Progress totals	1,844			1,634	0		7,537	11,015	1,380		1,380
Counts 41 to 43	Votes transferred	50			39			76	165	-1,380		-1,380
	Progress totals	1,894			1,673			7,613	11,180	0		0
Counts 44 to 46	Votes transferred	41			11			69	121			
	Progress totals	1,935			1,684			7,682	11,301			
Count 47	Votes transferred	607			-1,671			838	-226			
	Progress totals	2,542			13			8,520	11,075			
Counts 48 to 49	Votes transferred	4			-13				-9			
	Progress totals	2,546			0			8,520	11,066			
Count 50	Votes transferred	79						-88	-9			
	Progress totals	2,625						8,432	11,057			
Counts 51 to 55	Votes transferred	20							20			
	Progress totals	2,645						8,432	11,077			
Counts 56 to 60	Votes transferred	41							41			
	Progress totals	2,686						8,432	11,118			
Counts 61 to 65	Votes transferred	12							12			
	Progress totals	2,698						8,432	11,130			
Counts 66 to 69	Votes transferred	-2,698							-2,698			
	Progress totals	0						8,432	8,432			
Counts 70 to 74	Votes transferred								0			
	Progress totals							8,432	8,432			
Counts 75 to 78	Votes transferred								0			
	Progress totals							8,432	8,432			
Count 79	Votes transferred								0			
	Progress totals							8,432	8,432			
Counts 80 to 83	Votes transferred								0			
	Progress totals							8,432	8,432			
Count 84	Votes transferred								0			
	Progress totals							8,432	8,432			
Counts 85 to 90	Votes transferred								0			
	Progress totals							8,432	8,432			

Australian Labor Party								Liberal Party						Group E		Shooters, Fishers, Farmers TAS		ungrouped							Total Votes	Remarks				
ANDERSON	FINLAY	GORDON	GREENE	LYONS	MOORE	THOMAS	Total	ARCHER	FAIRS	FERGUSON	GATENBY	QUAILE	SLADDEN	WOOD	Total	RAZAY	Total	FRYDRYCH	Total	DAVENPORT	EDWARDS	GROAT	LARNER	PENTLAND			WALKER	Total	Exhausted Votes	Loss (Gain) by Fraction
1,354	8,797	1,279	2,256	2,339	1,499	1,040	18,564	13,108	3,717	6,881	1,227	642	1,270	1,348	28,193	2,347	2,347	2,754	2,754	405	181	135	246	1,705	417	3,089	0	0	67,450	ARCHER elected 1, FINLAY elected 2
18		19	48	60	23	16	184	-4,676	1,258	1,268	473	277	309	575	-516	69	69	51	51	7	4	1	2	59	6	79	0	17	67,450	ARCHER's surplus distributed
1,372	8,797	1,298	2,304	2,399	1,522	1,056	18,748	8,432	4,975	8,149	1,700	919	1,579	1,923	27,677	2,416	2,416	2,805	2,805	412	185	136	248	1,764	423	3,168	0	17	67,450	FINLAY's surplus distributed
44	-365	36	89	90	29	21	-56		6	5	0	0	1	1	13	6	6	3	3	0	0	0	0	4	0	4	0	12	67,450	GROAT excluded
1,416	8,432	1,334	2,393	2,489	1,551	1,077	18,692	8,432	4,981	8,154	1,700	919	1,580	1,924	27,690	2,422	2,422	2,808	2,808	412	185	136	248	1,768	423	3,172	0	29	67,450	EDWARDS excluded
1		1	2	2	1	0	7		3	5	3	0	1	1	13	8	8	6	6	7	7	-136	27	11	35	-49	0	1	67,450	LARNER excluded
1,417	8,432	1,335	2,395	2,491	1,552	1,077	18,699	8,432	4,984	8,159	1,703	919	1,581	1,925	27,703	2,430	2,430	2,814	2,814	419	192	0	275	1,779	458	3,123	0	30	67,450	WALKER excluded
1		0	2	0	1	0	4		4	0	1	1	2	2	10	9	9	8	8	45	-192		43	18	37	-49	0	2	67,450	EDWARDS excluded
1,418	8,432	1,335	2,397	2,491	1,553	1,077	18,703	8,432	4,988	8,159	1,704	920	1,583	1,927	27,713	2,439	2,439	2,822	2,822	464	0		318	1,797	495	3,074	0	32	67,450	WALKER excluded
2		1	1	1	0	1	6		3	19	0	1	10	1	34	22	22	29	29	83			-318	90	27	-118	0	2	67,450	LARNER excluded
1,420	8,432	1,336	2,398	2,492	1,553	1,078	18,709	8,432	4,991	8,178	1,704	921	1,593	1,928	27,747	2,461	2,461	2,851	2,851	547		0	1,887	522	2,956	0	34	67,450	WALKER excluded	
4		4	6	11	1	6	32		6	2	2	1	3	2	16	64	64	35	35	103			175	-522	-244	0	6	67,450	FITTLER excluded	
1,424	8,432	1,340	2,404	2,503	1,554	1,084	18,741	8,432	4,997	8,180	1,706	922	1,596	1,930	27,763	2,525	2,525	2,886	2,886	650				2,062	0	2,712	0	40	67,450	WALKER excluded
2		6	6	3	2	30	49		2	0	0	1	0	1	4	4	4	5	5	1				1	2	0	0	5	67,450	FITTLER excluded
1,426	8,432	1,346	2,410	2,506	1,556	1,114	18,790	8,432	4,999	8,180	1,706	923	1,596	1,931	27,767	2,529	2,529	2,891	2,891	651				2,063		2,714	0	45	67,450	MARCH excluded
7		5	7	9	21	3	52		0	3	1	0	0	3	7	2	2	6	6	1				2	3	0	0	3	67,450	MARCH excluded
1,433	8,432	1,351	2,417	2,515	1,577	1,117	18,842	8,432	4,999	8,183	1,707	923	1,596	1,934	27,774	2,531	2,531	2,897	2,897	652				2,065		2,717	0	48	67,450	DAVENPORT excluded
5		4	7	3	8	3	30		4	7	2	0	1	2	16	79	79	31	31	-652				350		-302	0	2	67,450	DAVENPORT excluded
1,438	8,432	1,355	2,424	2,518	1,585	1,120	18,872	8,432	5,003	8,190	1,709	923	1,597	1,936	27,790	2,610	2,610	2,928	2,928	0				2,415		2,415	0	50	67,450	COOPER excluded
4		6	13	8	4	9	44		11	19	6	0	9	4	49	26	26	27	27					13		13	0	5	67,450	COOPER excluded
1,442	8,432	1,361	2,437	2,526	1,589	1,129	18,916	8,432	5,014	8,209	1,715	923	1,606	1,940	27,839	2,636	2,636	2,955	2,955					2,428		2,428	0	55	67,450	QUAILE part excluded
9		2	22	7	4	0	44		126	225	179	-923	151	143	-99	6	6	11	11					15		15	0	6	67,450	QUAILE fully excluded
1,451	8,432	1,363	2,459	2,533	1,593	1,129	18,960	8,432	5,140	8,434	1,894	0	1,757	2,083	27,740	2,642	2,642	2,966	2,966					2,443		2,443	0	61	67,450	FERGUSON elected 3
0		0	0	0	0	0	0		0	0	0	0	0	0	0	0	0	0	0					0		0	0	0	67,450	QUAILE fully excluded
1,451	8,432	1,363	2,459	2,533	1,593	1,129	18,960	8,432	5,140	8,434	1,894	0	1,757	2,083	27,740	2,642	2,642	2,966	2,966					2,443		2,443	0	61	67,450	FERGUSON's surplus distributed
0		0	0	0	0	0	0		0	-2	0		0	0	-2	0	0	0	0					0		0	0	2	67,450	FERGUSON's surplus distributed
1,451	8,432	1,363	2,459	2,533	1,593	1,129	18,960	8,432	5,140	8,432	1,894		1,757	2,083	27,738	2,642	2,642	2,966	2,966					2,443		2,443	0	63	67,450	HALL excluded
8		11	31	17	9	7	83		3		3		3	5	14	27	27	22	22					5		5	0	3	67,450	HALL excluded
1,459	8,432	1,374	2,490	2,550	1,602	1,136	19,043	8,432	5,143	8,432	1,897		1,760	2,088	27,752	2,669	2,669	2,988	2,988					2,448		2,448	0	66	67,450	THOMAS excluded
269		115	284	175	123	-1,136	-170		35		5		9	4	53	21	21	27	27					9		9	0	9	67,450	THOMAS excluded
1,728	8,432	1,489	2,774	2,725	1,725	0	18,873	8,432	5,178	8,432	1,902		1,769	2,092	27,805	2,690	2,690	3,015	3,015					2,457		2,457	0	75	67,450	McLENNAN excluded
8		6	24	37	9		84		3		3		8	2	16	14	14	16	16					8		8	0	2	67,450	McLENNAN excluded
1,736	8,432	1,495	2,798	2,762	1,734		18,957	8,432	5,181	8,432	1,905		1,777	2,094	27,821	2,704	2,704	3,031	3,031					2,465		2,465	0	77	67,450	ARMSTRONG excluded
28		20	41	43	47		179		100		71		56	82	309	237	237	252	252					227		227	9	2	67,450	ARMSTRONG excluded
1,764	8,432	1,515	2,839	2,805	1,781		19,136	8,432	5,281	8,432	1,976		1,833	2,176	28,130	2,941	2,941	3,283	3,283					2,692		2,692	9	79	67,450	GORDON excluded
406		-1,515	209	231	372		-297		21		19		9	26	75	46	46	30	30					16		16	3	6	67,450	GORDON excluded
2,170	8,432	0	3,048	3,036	2,153		18,839	8,432	5,302	8,432	1,995		1,842	2,202	28,205	2,987	2,987	3,313	3,313					2,708		2,708	12	85	67,450	LAYTON-BENNETT part excluded
30			42	20	16		108		9		4		5	7	25	38	38	27	27					18		18	10	0	67,450	LAYTON-BENNETT part excluded
2,200	8,432		3,090	3,056	2,169		18,947	8,432	5,311	8,432	1,999		1,847	2,209	28,230	3,025	3,025	3,340	3,340					2,726		2,726	22	85	67,450	ROSOL elected 4
0			1	0	0		1		1		0		1	0	2	2	2	1	1					0		0	1	2	67,450	LAYTON-BENNETT fully excluded
2,200	8,432		3,091	3,056	2,169		18,948	8,432	5,312	8,432	1,999		1,848	2,209	28,232	3,027	3,027	3,341	3,341					2,726		2,726	23	87	67,450	ROSOL's surplus distributed
1			0	0	0		1		0		0		0	0	0	1	1	0	0					0		0	1	6	67,450	ROSOL's surplus distributed
2,201	8,432		3,091	3,056	2,169		18,949	8,432	5,312	8,432	1,999		1,848	2,209	28,232	3,028	3,028	3,341	3,341					2,726		2,726	24	93	67,450	SLADDEN excluded
16			26	40	10		92		594		476		-1,848	397	-381	135	135	77	77					50		50	5	2	67,450	SLADDEN excluded
2,217	8,432		3,117	3,096	2,179		19,041	8,432	5,906	8,432	2,475		0	2,606	27,851	3,163	3,163	3,418	3,418					2,776		2,776				

Division of BRADDON Distribution of preferences

		Tasmanian Greens							Group B							
		BLEYER	FERGUS	JORDAN	KINGSTON	MORROW	WARD	WILDEN	Total	BALDOCK	COURTNEY	HARRISON	MARTIN	REDGRAVE	RYAN	Total
Count 1	Primary votes	1,924	392	645	429	773	583	494	5,240	92	140	126	849	195	184	1,586
Count 2	Votes transferred	5	3	10	4	9	6	6	43	3	1	2	17	4	3	30
	Progress totals	1,929	395	655	433	782	589	500	5,283	95	141	128	866	199	187	1,616
Count 3	Votes transferred	0	0	0	0	0	0	0	0	0	0	0	1	0	0	1
	Progress totals	1,929	395	655	433	782	589	500	5,283	95	141	128	867	199	187	1,617
Counts 4 to 5	Votes transferred	1	0	0	1	3	0	0	5	0	1	0	2	0	2	5
	Progress totals	1,930	395	655	434	785	589	500	5,288	95	142	128	869	199	189	1,622
Counts 6 to 7	Votes transferred	0	0	1	0	1	1	0	3	1	1	0	1	0	0	3
	Progress totals	1,930	395	656	434	786	590	500	5,291	96	143	128	870	199	189	1,625
Counts 8 to 9	Votes transferred	2	0	3	0	1	1	1	8	-96	11	13	9	12	5	-46
	Progress totals	1,932	395	659	434	787	591	501	5,299	0	154	141	879	211	194	1,579
Counts 10 to 12	Votes transferred	4	1	1	1	3	2	0	12		15	-141	31	21	8	-66
	Progress totals	1,936	396	660	435	790	593	501	5,311		169	0	910	232	202	1,513
Counts 13 to 15	Votes transferred	2	1	3	1	1	1	0	9		4		5	2	3	14
	Progress totals	1,938	397	663	436	791	594	501	5,320				915	234	205	1,527
Counts 16 to 17	Votes transferred	4	2	3	2	5	3	2	21		-173		42	14	12	-105
	Progress totals	1,942	399	666	438	796	597	503	5,341		0		957	248	217	1,422
Counts 18 to 20	Votes transferred	5	3	2	1	6	0	1	18				2	1	3	6
	Progress totals	1,947	402	668	439	802	597	504	5,359				959	249	220	1,428
Counts 21 to 23	Votes transferred	5	1	4	3	1	4	1	19				69	36	-220	-115
	Progress totals	1,952	403	672	442	803	601	505	5,378				1,028	285	0	1,313
Counts 24 to 26	Votes transferred	2	1	0	0	1	1	1	6				6	0		6
	Progress totals	1,954	404	672	442	804	602	506	5,384				1,034	285		1,319
Counts 27 to 29	Votes transferred	3	1	2	3	4	1	5	19				146	-285		-139
	Progress totals	1,957	405	674	445	808	603	511	5,403				1,180	0		1,180
Counts 30 to 32	Votes transferred	1	1	2	0	0	0	1	5				4			4
	Progress totals	1,958	406	676	445	808	603	512	5,408				1,184			1,184
Counts 33 to 35	Votes transferred	8	6	5	1	12	6	6	44				11			11
	Progress totals	1,966	412	681	446	820	609	518	5,452				1,195			1,195
Counts 36 to 38	Votes transferred	19	-412	129	13	135	20	16	-80				11			11
	Progress totals	1,985	0	810	459	955	629	534	5,372				1,206			1,206
Counts 39 to 41	Votes transferred	22		140	-459	33	150	28	-86				10			10
	Progress totals	2,007		950	0	988	779	562	5,286				1,216			1,216
Counts 42 to 44	Votes transferred	183		37		60	172	-562	-110				5			5
	Progress totals	2,190		987		1,048	951	0	5,176				1,221			1,221
Counts 45 to 47	Votes transferred	24		8		7	18		57				52			52
	Progress totals	2,214		995		1,055	969		5,233				1,273			1,273
Counts 48 to 50	Votes transferred	252		294		269	-969		-154				18			18
	Progress totals	2,466		1,289		1,324	0		5,079				1,291			1,291
Counts 51 to 53	Votes transferred	3		8		21			32				5			5
	Progress totals	2,469		1,297		1,345			5,111				1,296			1,296
Counts 54 to 56	Votes transferred	11		6		10			27				3			3
	Progress totals	2,480		1,303		1,355			5,138				1,299			1,299
Counts 57 to 59	Votes transferred	34		23		28			85				80			80
	Progress totals	2,514		1,326		1,383			5,223				1,379			1,379
Counts 60 to 62	Votes transferred	521		-1,326		549			-256				26			26
	Progress totals	3,035		0		1,932			4,967				1,405			1,405
Counts 63 to 65	Votes transferred	104				63			167				-1,405			-1,405
	Progress totals	3,139				1,995			5,134				0			0
Count 66	Votes transferred	7				5			12							
	Progress totals	3,146				2,000			5,146							
Counts 67 to 68	Votes transferred	3				0			3							
	Progress totals	3,149				2,000			5,149							
Counts 69 to 71	Votes transferred	1,594				-2,000			-406							
	Progress totals	4,743				0			4,743							
Counts 72 to 74	Votes transferred	35							35							
	Progress totals	4,778							4,778							
Counts 75 to 76	Votes transferred	8							8							
	Progress totals	4,786							4,786							
Count 77	Votes transferred	0							0							
	Progress totals	4,786							4,786							
Count 78	Votes transferred	0							0							
	Progress totals	4,786							4,786							
Counts 79 to 82	Votes transferred	69							69							
	Progress totals	4,855							4,855							
Counts 83 to 86	Votes transferred	31							31							
	Progress totals	4,886							4,886							
Count 87	Votes transferred	65							65							
	Progress totals	4,951							4,951							
Counts 88 to 90	Votes transferred	3							3							
	Progress totals	4,954							4,954							
Count 91	Votes transferred	19							19							
	Progress totals	4,973							4,973							
Count 92	Votes transferred	312							312							
	Progress totals	5,285							5,285							

PLEASE FOLD OUT ►

Group C		Group D											Australian Labor Party											Liberal Party						The Nationals				Shooters, Fishers, Farmers TAS		ungrouped											Quota 8,836		Remarks																																																																																																																		
BADCOCK		Total	GARLAND											BROAD											DIPROSE						DOW						FULLER						HUNT						LUKE						WOODHOUSE						Total	ELLIS						JAENSCH						PARRY						PEARCE						ROCKLIFF						SIMPSON						WYLIE						Total	BESWICK						ROBERTS						Total	PICKIN						BARNES						BURNETT						HAMILTON						MILLET						MORGAN						WELLS						Total	Exhausted Votes	Loss (Gain) by Fraction	Total Votes
501	501	7,227	7,227	4,141	1,578	5,770	1,564	1,828	924	958	16,763	3,129	1,849	856	5,175	22,273	1,155	762	35,199	767	356	1,123	2,355	2,355	119	90	126	70	145	142	692	0	0	70,686	ROCKLIFF elected 1																																																																																																																																
23	23	110	110	87	38	93	27	91	12	15	363	3,806	2,033	856	4,643	-13,437	632	673	-794	25	22	47	139	139	4	3	6	1	2	5	21	0	18	70,686	ROCKLIFF's surplus distributed																																																																																																																																
524	524	7,337	7,337	4,228	1,616	5,863	1,591	1,919	936	973	17,126	6,935	3,882	1,712	9,818	8,836	1,787	1,435	34,405	792	378	1,170	2,494	2,494	123	93	132	71	147	147	713	0	18	70,686	PEARCE elected 2																																																																																																																																
1	1	6	6	5	2	3	1	3	0	0	14	401	262	106	-982		79	90	-44	1	1	2	7	7	0	0	0	0	0	0	0	0	13	0	13	70,686	PEARCE's surplus distributed																																																																																																																														
525	525	7,343	7,343	4,233	1,618	5,866	1,592	1,922	936	973	17,140	7,336	4,144	1,818	8,836	8,836	1,866	1,525	34,361	793	379	1,172	2,501	2,501	123	93	132	71	147	147	713	0	31	70,686																																																																																																																																	
3	3	1	1	0	0	1	2	0	1	1	5	2	0	0			0	0	2	0	1	1	7	7	2	1	3	-71	24	11	-30	0	1	70,686	MILLET excluded																																																																																																																																
528	528	7,344	7,344	4,233	1,618	5,867	1,594	1,922	937	974	17,145	7,338	4,144	1,818	8,836	8,836	1,866	1,525	34,363	793	380	1,173	2,508	2,508	125	94	135	0	171	158	683	0	32	70,686																																																																																																																																	
1	1	4	4	0	0	0	0	0	0	2	2	0	1	0			0	1	2	3	2	5	9	9	24	-94	6	15	18	-31	0	2	70,686	BURNETT excluded																																																																																																																																	
529	529	7,348	7,348	4,233	1,618	5,867	1,594	1,922	937	976	17,147	7,338	4,145	1,818	8,836	8,836	1,866	1,526	34,365	796	382	1,178	2,517	2,517	149	0	141	186	176	652	0	34	70,686																																																																																																																																		
5	5	6	6	2	0	2	1	1	1	1	8	0	3	0			1	3	7	2	0	2	1	1	2		3	2	0	7	0	2	70,686	BALDOCK excluded																																																																																																																																	
534	534	7,354	7,354	4,235	1,618	5,869	1,595	1,923	938	977	17,155	7,338	4,148	1,818	8,836	8,836	1,867	1,529	34,372	798	382	1,180	2,518	2,518	151		144	188	176	659	0	36	70,686																																																																																																																																		
8	8	8	8	2	3	3	4	3	2	3	20	3	0	0			1	0	4	1	3	4	4	4	1		1	2	0	4	0	2	70,686	HARRISON excluded																																																																																																																																	
542	542	7,362	7,362	4,237	1,621	5,872	1,599	1,926	940	980	17,175	7,341	4,148	1,818	8,836	8,836	1,868	1,529	34,376	799	385	1,184	2,522	2,522	152		145	190	176	663	0	38	70,686																																																																																																																																		
6	6	9	9	5	2	1	0	1	0	0	9	5	3	2			1	1	12	2	3	5	9	9	23		-145	27	17	-78	0	5	70,686	HAMILTON excluded																																																																																																																																	
548	548	7,371	7,371	4,242	1,623	5,873	1,599	1,927	940	980	17,184	7,346	4,151	1,820	8,836	8,836	1,869	1,530	34,388	801	388	1,189	2,531	2,531	175		0	217	193	585	0	43	70,686																																																																																																																																		
17	17	27	27	0	1	10	0	1	0	0	12	4	1	0			0	1	6	4	1	5	4	4	2			1	8	11	0	2	70,686	COURTNEY excluded																																																																																																																																	
565	565	7,398	7,398	4,242	1,624	5,883	1,599	1,928	940	980	17,196	7,350	4,152	1,820	8,836	8,836	1,869	1,531	34,394	805	389	1,194	2,535	2,535	177		218	201	596	0	45	70,686																																																																																																																																			
6	6	13	13	0	2	4	1	0	1	1	9	4	1	0			2	3	10	4	2	6	7	7	-177		30	70	-77	0	2	70,686	BARNES excluded																																																																																																																																		
571	571	7,411	7,411	4,242	1,626	5,887	1,600	1,928	941	981	17,205	7,354	4,153	1,820	8,836	8,836	1,871	1,534	34,404	809	391	1,200	2,542	2,542	0		248	271	519	0	47	70,686																																																																																																																																			
8	8	34	34	3	1	6	4	0	3	2	19	3	5	2			2	1	13	3	4	7	6	6			5	1	6	1	2	70,686	RYAN excluded																																																																																																																																		
579	579	7,445	7,445	4,245	1,627	5,893	1,604	1,928	944	983	17,224	7,357	4,158	1,822	8,836	8,836	1,873	1,535	34,417	812	395	1,207	2,548	2,548			253	272	525	1	49	70,686																																																																																																																																			
5	5	41	41	3	2	2	2	1	2	4	16	11	1	0			2	2	16	8	2	10	24	24			-253	128	-125	0	1	70,686	MORGAN excluded																																																																																																																																		
584	584	7,486	7,486	4,248	1,629	5,895	1,606	1,929	946	987	17,240	7,368	4,159	1,822	8,836	8,836	1,875	1,537	34,433	820	397	1,217	2,572	2,572			0	400	400	1	50	70,686	REDGRAVE excluded																																																																																																																																		
14	14	35	35	5	2	7	2	2	2	3	23	18	2	2			3	3	28	5	3	8	7	7			2	2	0	3	70,686																																																																																																																																				
598	598	7,521	7,521	4,253	1,631	5,902	1,608	1,931	948	990	17,263	7,386	4,161	1,824	8,836	8,836	1,878	1,540	34,461	825	400	1,225	2,579	2,579			402	402	1	53	70,686																																																																																																																																				
5	5	11	11	2	1	3	3	1	6	3	19	13	6	3			4	0	26	297	-400	-103	27	27			1	1	0	5	70,686	ROBERTS excluded																																																																																																																																			
603	603	7,532	7,532	4,255	1,632	5,905	1,611	1,932	954	993	17,282	7,399	4,167	1,827	8,836	8,836	1,882	1,540	34,487	1,122	0	1,122	2,606	2,606			403	403	1	58	70,686																																																																																																																																				
26	26	69	69	5	3	12	2	5	6	8	41	8	2	1			3	5	19	33		33	130	130			-403	-403	28	2	70,686	WELLS excluded																																																																																																																																			
629	629	7,601	7,601	4,260	1,635	5,917	1,613	1,937	960	1,001	17,323	7,407	4,169	1,828	8,836	8,836	1,885	1,545	34,506	1,155		1,155	2,736	2,736			0	0	29	60	70,686																																																																																																																																				
15	15	10	10	13	1	2	4	1	1	5	27	2	1	0			0	1	4	1		1	8	8			2	2	2	2	2	70,686	FERGUS excluded																																																																																																																																		
644	644	7,611	7,611	4,273	1,636	5,919	1,617	1,938	961	1,006	17,350	7,409	4,170	1,828	8,836	8,836	1,885	1,546	34,510	1,156		1,156	2,744	2,744			31	62	31	62	70,686																																																																																																																																				
12	12	14	14	7	2	2	1	2	2	14	30	3	0	0			3	0	6	4		4	7	7			4	7	7	7	7	70,686	KINGSTON excluded																																																																																																																																		
656	656	7,625	7,625	4,280	1,638	5,921	1,618	1,940	963	1,020	17,380	7,412	4,170	1,828	8,836	8,836	1,888	1,546	34,516	1,160		1,160	2,751	2,751			31	65	31	65	70,686	WILDEN excluded																																																																																																																																			
21	21	24	24	3	22	3	5	2	0	2	37	2	2	3			1	2	10	2		2	4	4			4	4	4	4	4	70,686																																																																																																																																			
677	677	7,649	7,649	4,283	1,660	5,924	1,623	1,942	963	1,022	17,417	7,414	4,172	1,831	8,836	8,836	1,889	1,548	34,526	1,162		1,162	2,755	2,755			35	68	35	68	70,686																																																																																																																																				
-677	-677	246	246	19	19	19	10	24	10	9	110	33	11	16			11	10	81	36		36	65	65			24	6	24	6	70,686	BADCOCK excluded																																																																																																																																			
0	0	7,895	7,895	4,302	1,679	5,943	1,633	1,966	973	1,031	17,527	7,447	4,183	1,847	8,836	8,836	1,900	1,558	34,607	1,198		1,198	2,820	2,820			59	74	59	74	70,686	WARD excluded																																																																																																																																			
		35	35	4	7	11	21	4	5	3	55	5	3	3			2	4	17	13		13	9	9			6	1	6	1	70,686																																																																																																																																				
		7,930	7,930	4,306	1,686	5,954	1,654	1,970	978	1,034	17,582	7,452	4,186	1,850	8,836	8,836	1,902	1,562	34,624	1,211		1,211	2,829	2,829			65	75	65	75	70,686																																																																																																																																				
		16	16	161	239	286	41	57	-978	56	-138	11	15	4			3	6	39	8		8	31	31			2	5	2	5	70,686	LUKE excluded																																																																																																																																			
		7,946	7,946	4,467	1,925	6,240	1,695	2,027	0	1,090	17,444	7,463	4,201	1,854	8,836	8,836	1,905	1,568	34,663	1,219		1,219	2,860	2,860			67	80	67	80	70,686																																																																																																																																				
		31	31	289	148	120	283	101		-1,090	-149	9	6	2			21	5	43	10		10	28	28			4	3	4	3	70,686	WOODHOUSE excluded																																																																																																																																			
		7,977	7,977	4,756	2,073	6,360	1,978	2,128		0	17,295	7,472	4,207	1,856	8,836	8,836	1,926	1,573	34,706	1,229		1,229	2,888	2,888			71	83	71	83	70,686																																																																																																																																				
		224	224	38	22	49	29	16			154	158	71	33			47	31	340	-1,229		-1,229	296	296			47	3	47	3	70,686	BESWICK excluded																																																																																																																																			
		8,201	8,201	4,794	2,095	6,409	2																																																																																																																																																												

Division of CLARK

Distribution of preferences

		Australian Labor Party							Tasmanian Greens								
		HADDAD	KAMARA	McLAREN	McLAUGHLIN	MARTIN	SHIRLEY	WILLIE	Total	BAYLEY	BURNET	CARUANA	JONES	SHELLEY	TEMPLETON	VOLF	Total
Count 1	Primary votes	5,627	1,826	793	898	1,997	605	5,552	17,298	5,793	4,469	518	898	1,250	542	657	14,127
Count 2	Votes transferred	129	36	5	11	23	4	86	294	317	231	15	24	37	18	17	659
	Total votes	5,756	1,862	798	909	2,020	609	5,638	17,592	6,110	4,700	533	922	1,287	560	674	14,786
Counts 3 to 4	Votes transferred	7	4	2	0	4	0	5	22	3	8	2	4	2	3	2	24
	Total votes	5,763	1,866	800	909	2,024	609	5,643	17,614	6,113	4,708	535	926	1,289	563	676	14,810
Counts 5 to 6	Votes transferred	17	4	2	5	1	2	10	41	24	33	7	6	13	3	5	91
	Total votes	5,780	1,870	802	914	2,025	611	5,653	17,655	6,137	4,741	542	932	1,302	566	681	14,901
Counts 7 to 8	Votes transferred	5	6	3	1	2	2	9	28	17	220	-542	19	204	22	17	-43
	Total votes	5,785	1,876	805	915	2,027	613	5,662	17,683	6,154	4,961	0	951	1,506	588	698	14,858
Counts 9 to 10	Votes transferred	23	3	2	5	2	0	7	42	200	48		45	56	-588	172	-67
	Total votes	5,808	1,879	807	920	2,029	613	5,669	17,725	6,354	5,009		996	1,562	0	870	14,791
Counts 11 to 12	Votes transferred	160	177	52	55	38	-613	63	-68	5	4		6	24		5	44
	Total votes	5,968	2,056	859	975	2,067	0	5,732	17,657	6,359	5,013		1,002	1,586		875	14,835
Counts 13 to 14	Votes transferred	12	3	4	2	0		6	27	3	1		3	1		2	10
	Total votes	5,980	2,059	863	977	2,067		5,738	17,684	6,362	5,014		1,005	1,587		877	14,845
Counts 15 to 16	Votes transferred	99	59	-863	236	118		235	-116	18	9		14	9		24	74
	Total votes	6,079	2,118	0	1,213	2,185		5,973	17,568	6,380	5,023		1,019	1,596		901	14,919
Counts 17 to 18	Votes transferred	25	6		14	6		17	68	233	416		62	69		-901	-121
	Total votes	6,104	2,124		1,227	2,191		5,990	17,636	6,613	5,439		1,081	1,665		0	14,798
Counts 19 to 20	Votes transferred	34	31		11	10		20	106	169	129		53	88			439
	Total votes	6,138	2,155		1,238	2,201		6,010	17,742	6,782	5,568		1,134	1,753			15,237
Counts 21 to 22	Votes transferred	8	5		2	6		23	44	5	5		5	3			18
	Total votes	6,146	2,160		1,240	2,207		6,033	17,786	6,787	5,573		1,139	1,756			15,255
Counts 23 to 24	Votes transferred	36	30		18	14		14	112	395	212		-1,139	354			-178
	Total votes	6,182	2,190		1,258	2,221		6,047	17,898	7,182	5,785		0	2,110			15,077
Counts 25 to 26	Votes transferred	426	102		-1,258	306		269	-155	55	21			29			105
	Total votes	6,608	2,292		0	2,527		6,316	17,743	7,237	5,806			2,139			15,182
Counts 27 to 28	Votes transferred	15	7			12		14	48	6	10			2			18
	Total votes	6,623	2,299			2,539		6,330	17,791	7,243	5,816			2,141			15,200
Counts 29 to 30	Votes transferred	24	22			16		21	83	7	10			6			23
	Total votes	6,647	2,321			2,555		6,351	17,874	7,250	5,826			2,147			15,223
Counts 31 to 32	Votes transferred	70	51			18		34	173	753	1,113			-2,147			-281
	Total votes	6,717	2,372			2,573		6,385	18,047	8,003	6,939			0			14,942
Count 33	Votes transferred	854	-2,330			534		467	-475	127	111						238
	Total votes	7,571	42			3,107		6,852	17,572	8,130	7,050						15,180
Count 34	Votes transferred	16	-42			6		6	-14		6						6
	Total votes	7,587	0			3,113		6,858	17,558	8,130	7,056						15,186
Count 35	Votes transferred	17				21		5	43	-124	57						-67
	Total votes	7,604				3,134		6,863	17,601	8,006	7,113						15,119
Count 36	Votes transferred	1,149				-3,082		1,512	-421		122						122
	Total votes	8,753				52		8,375	17,180	8,006	7,235						15,241
Counts 37 to 38	Votes transferred					-52			-52		24						24
	Total votes	8,753				0		8,375	17,128	8,006	7,259						15,265
Count 39	Votes transferred	-747							-747		150						150
	Total votes	8,006						8,375	16,381	8,006	7,409						15,415
Count 40	Votes transferred							-369	-369		61						61
	Total votes	8,006						8,006	16,012	8,006	7,470						15,476
Count 41	Votes transferred								0		936						936
	Total votes	8,006						8,006	16,012	8,006	8,406						16,412
Counts 42 to 45	Votes transferred								0								0
	Total votes	8,006						8,006	16,012	8,006	8,406						16,412
Count 46	Votes transferred								0		-400						-400
	Total votes	8,006						8,006	16,012	8,006	8,006						16,012
Count 47	Votes transferred								0								0
	Total votes	8,006						8,006	16,012	8,006	8,006						16,012

PLEASE FOLD OUT ►

Quota 8,006

Group C	Group D		Liberal Party								ungrouped			Exhausted Votes	Loss (Gain) by Fraction	Total Votes	Remarks		
JOHNSTON	Total	ARCHER	Total	BARNETT	BEHRAKIS	DI FLORIO	JOHNSTONE	OGILVIE	VERMEY	WAN	Total	GOLDSMITH	MACGOWAN					PHIPPS	
9,629	9,629	2,141	2,141	1,154	5,122	1,372	1,007	4,452	5,870	647	19,624	359	300	564	1,223	0	0	64,042	JOHNSTON elected 1
-1,623	-1,623	451	451	6	16	10	6	30	22	2	92	25	17	71	113	0	14		JOHNSTON's surplus distributed
8,006	8,006	2,592	2,592	1,160	5,138	1,382	1,013	4,482	5,892	649	19,716	384	317	635	1,336	0	14	64,042	MACGOWAN excluded
		35	35	6	9	5	0	5	14	5	44	84	-317	103	-130	0	5		
8,006	8,006	2,627	2,627	1,166	5,147	1,387	1,013	4,487	5,906	654	19,760	468	0	738	1,206	0	19	64,042	GOLDSMITH excluded
		40	40	4	10	6	5	5	9	0	39	-468		253	-215	0	4		
8,006	8,006	2,667	2,667	1,170	5,157	1,393	1,018	4,492	5,915	654	19,799	0		991	991	0	23	64,042	CARUANA excluded
		5	5	2	0	1	1	0	0	1	5			2	2	0	3		
8,006	8,006	2,672	2,672	1,172	5,157	1,394	1,019	4,492	5,915	655	19,804			993	993	0	26	64,042	TEMPLETON excluded
		9	9	0	2	1	1	2	0	2	8			5	5	0	3		
8,006	8,006	2,681	2,681	1,172	5,159	1,395	1,020	4,494	5,915	657	19,812			998	998	0	29	64,042	SHIRLEY excluded
		5	5	2	2	1	0	1	11	1	18			0	0	0	1		
8,006	8,006	2,686	2,686	1,174	5,161	1,396	1,020	4,495	5,926	658	19,830			998	998	0	30	64,042	WAN excluded
		13	13	183	56	168	54	73	70	-658	-54			2	2	0	2		
8,006	8,006	2,699	2,699	1,357	5,217	1,564	1,074	4,568	5,996	0	19,776			1,000	1,000	0	32	64,042	McLAREN excluded
		6	6	12	3	0	0	5	9		29			4	4	0	3		
8,006	8,006	2,705	2,705	1,369	5,220	1,564	1,074	4,573	6,005		19,805			1,004	1,004	0	35	64,042	VOLF excluded
		29	29	7	1	1	0	4	6		19			3	3	0	2		
8,006	8,006	2,734	2,734	1,376	5,221	1,565	1,074	4,577	6,011		19,824			1,007	1,007	0	37	64,042	PHIPPS excluded
		377	377	5	13	13	16	14	16		77			-1,007	-1,007	2	6		
8,006	8,006	3,111	3,111	1,381	5,234	1,578	1,090	4,591	6,027		19,901			0	0	2	43	64,042	JOHNSTONE excluded
		29	29	107	171	86	-1,090	284	348		-94					0	3		
8,006	8,006	3,140	3,140	1,488	5,405	1,664	0	4,875	6,375		19,807					2	46	64,042	JONES excluded
		32	32	5	15	4		5	2		31					3	0		
8,006	8,006	3,172	3,172	1,493	5,420	1,668		4,880	6,377		19,838					5	46	64,042	McLAUGHLIN excluded
		22	22	6	5	5		7	2		25					2	1		
8,006	8,006	3,194	3,194	1,499	5,425	1,673		4,887	6,379		19,863					7	47	64,042	BARNETT excluded
		32	32	-1,499	237	320		689	154		-99					0	1		
8,006	8,006	3,226	3,226	0	5,662	1,993		5,576	6,533		19,764					7	48	64,042	DI FLORIO excluded
		41	41		590	-1,993		568	683		-152					3	2		
8,006	8,006	3,267	3,267		6,252	0		6,144	7,216		19,612					10	50	64,042	SHELLEY excluded
		54	54		14			14	15		43					11	0		
8,006	8,006	3,321	3,321		6,266			6,158	7,231		19,655					21	50	64,042	KAMARA part excluded
		96	96		44			36	46		126					15	0		
8,006	8,006	3,417	3,417		6,310			6,194	7,277		19,781					36	50	64,042	BAYLEY elected 2
		5	5		1			0	0		1					0	2		KAMARA fully excluded
8,006	8,006	3,422	3,422		6,311			6,194	7,277		19,782					36	52	64,042	BAYLEY's surplus distributed
		6	6		1			0	0		1					11	6		
8,006	8,006	3,428	3,428		6,312			6,194	7,277		19,783					47	58	64,042	MARTIN part excluded
		100	100		52			61	44		157					42	0		
8,006	8,006	3,528	3,528		6,364			6,255	7,321		19,940					89	58	64,042	HADDAD elected 3, WILLIE elected 4
		5	5		1			4	0		5					18	0		MARTIN fully excluded
8,006	8,006	3,533	3,533		6,365			6,259	7,321		19,945					107	58	64,042	HADDAD's surplus distributed
		114	114		18			34	24		76					404	3		
8,006	8,006	3,647	3,647		6,383			6,293	7,345		20,021					511	61	64,042	WILLIE's surplus distributed
		48	48		9			16	14		39					217	4		
8,006	8,006	3,695	3,695		6,392			6,309	7,359		20,060					728	65	64,042	ARCHER part excluded
		-3,035	-3,035		383			536	505		1,424					675	0		
8,006	8,006	660	660		6,775			6,845	7,864		21,484					1,403	65	64,042	BURNET elected 5
		-660	-660		71			158	111		340					320	0		ARCHER fully excluded
8,006	8,006	0	0		6,846			7,003	7,975		21,824					1,723	65	64,042	BURNET's surplus distributed
					36			66	71		173					226	1		
8,006	8,006				6,882			7,069	8,046		21,997					1,949	66	64,042	VERMEY elected 6
					20			13	-40		-7					5	2		VERMEY's surplus distributed
8,006	8,006				6,902			7,082	8,006		21,990					1,954	68	64,042	OGILVIE elected 7

Division of FRANKLIN Distribution of preferences

		Australian Labor Party							Group B		
		BROWN	DEANE	DI VIRGILIO	HANNAN	MEYERS	MUNDAY	WINTER	Total	O'BYRNE	Total
Count 1	Primary votes	3,196	1,416	396	524	687	2,169	8,241	16,629	8,223	8,223
Count 2	Votes transferred	36	20	3	4	3	31	79	176	211	211
	Progress totals	3,232	1,436	399	528	690	2,200	8,320	16,805	8,434	8,434
Count 3	Votes transferred	0	0	0	0	0	0	0	0	0	0
	Progress totals	3,232	1,436	399	528	690	2,200	8,320	16,805	8,434	8,434
Counts 4 to 6	Votes transferred	0	0	0	0	0	0	2	2	5	5
	Progress totals	3,232	1,436	399	528	690	2,200	8,322	16,807	8,439	8,439
Counts 7 to 9	Votes transferred	0	0	1	4	0	1	1	7	3	3
	Progress totals	3,232	1,436	400	532	690	2,201	8,323	16,814	8,442	8,442
Counts 10 to 12	Votes transferred	2	1	1	0	0	0	7	11	25	25
	Progress totals	3,234	1,437	401	532	690	2,201	8,330	16,825	8,467	8,467
Counts 13 to 14	Votes transferred	8	2	1	2	3	1	2	19	24	24
	Progress totals	3,242	1,439	402	534	693	2,202	8,332	16,844	8,491	8,491
Counts 15 to 17	Votes transferred	3	1	0	0	0	2	3	11	19	19
	Progress totals	3,245	1,440	402	534	695	2,204	8,335	16,855	8,510	8,510
Counts 18 to 19	Votes transferred	2	1	10	1	2	2	1	19	4	4
	Progress totals	3,247	1,441	412	535	697	2,206	8,336	16,874	8,514	8,514
Counts 20 to 21	Votes transferred	31	124	-412	19	24	125	24	-65	25	25
	Progress totals	3,278	1,565	0	554	721	2,331	8,360	16,809	8,539	8,539
Counts 22 to 24	Votes transferred	8	4		0	1	6	11	30	36	36
	Progress totals	3,286	1,569		554	722	2,337	8,371	16,839	8,575	8,575
Counts 25 to 26	Votes transferred	2	2		2	6	5	7	24	16	16
	Progress totals	3,288	1,571		556	728	2,342	8,378	16,863	8,591	8,591
Counts 27 to 28	Votes transferred	57	39		-556	168	49	175	-68	20	20
	Progress totals	3,345	1,610		0	896	2,391	8,553	16,795	8,611	8,611
Counts 29 to 30	Votes transferred	10	10			8	8	20	56	183	183
	Progress totals	3,355	1,620			904	2,399	8,573	16,851	8,794	8,794
Counts 31 to 33	Votes transferred	26	4			5	5	12	52	9	9
	Progress totals	3,381	1,624			909	2,404	8,585	16,903	8,803	8,803
Counts 34 to 36	Votes transferred	7	7			1	10	3	28	32	32
	Progress totals	3,388	1,631			910	2,414	8,588	16,931	8,835	8,835
Count 37	Votes transferred	10	20			10	5	8	53	23	23
	Progress totals	3,398	1,651			920	2,419	8,596	16,984	8,858	8,858
Counts 38 to 39	Votes transferred	0	1			0	0	1	2	2	2
	Progress totals	3,398	1,652			920	2,419	8,597	16,986	8,860	8,860
Count 40	Votes transferred	1	1			0	0	2	4	3	3
	Progress totals	3,399	1,653			920	2,419	8,599	16,990	8,863	8,863
Counts 41 to 42	Votes transferred	166	307			-920	137	213	-97	44	44
	Progress totals	3,565	1,960			0	2,556	8,812	16,893	8,907	8,907
Counts 43 to 46	Votes transferred	13	3				21	9	46	33	33
	Progress totals	3,578	1,963				2,577	8,821	16,939	8,940	8,940
Counts 47 to 49	Votes transferred	50	28				44	55	177	262	262
	Progress totals	3,628	1,991				2,621	8,876	17,116	9,202	9,202
Count 50	Votes transferred	0	0				0	0	0	0	0
	Progress totals	3,628	1,991				2,621	8,876	17,116	9,202	9,202
Count 51	Votes transferred	4	3				2	7	16	-76	-76
	Progress totals	3,632	1,994				2,623	8,883	17,132	9,126	9,126
Counts 52 to 55	Votes transferred	26	6				16	25	73	0	0
	Progress totals	3,658	2,000				2,639	8,908	17,205	9,126	9,126
Count 56	Votes transferred	692	-1,963				413	674	-184	0	0
	Progress totals	4,350	37				3,052	9,582	17,021	9,126	9,126
Counts 57 to 60	Votes transferred	17	-37				10		-10	0	0
	Progress totals	4,367	0				3,062	9,582	17,011	9,126	9,126
Count 61	Votes transferred	260					130	-456	-66	0	0
	Progress totals	4,627					3,192	9,126	16,945	9,126	9,126
Counts 62 to 67	Votes transferred	39					29		68	0	0
	Progress totals	4,666					3,221	9,126	17,013	9,126	9,126
Counts 68 to 73	Votes transferred	645					515		1,160	0	0
	Progress totals	5,311					3,736	9,126	18,173	9,126	9,126
Count 74	Votes transferred	58					47		105	0	0
	Progress totals	5,369					3,783	9,126	18,278	9,126	9,126
Counts 75 to 79	Votes transferred	3					4		7	0	0
	Progress totals	5,372					3,787	9,126	18,285	9,126	9,126
Count 80	Votes transferred	6					3		9	0	0
	Progress totals	5,378					3,790	9,126	18,294	9,126	9,126
Counts 81 to 86	Votes transferred	3,285					-3,790		-505	0	0
	Progress totals	8,663					0	9,126	17,789	9,126	9,126

PLEASE FOLD OUT

Quota 9,126

Group C							Liberal Party							Tasmanian Greens							ungrouped				Total Votes	Remarks				
ALLINSON	BACON	CHERRIE	GEORGE	HOUSTON	JENNER	MATERIA	Total	ABETZ	GARVIN	HOWLETT	MILLER	PETRUSMA	STREET	YOUNG	Total	ALLEN	CHAPMAN	CORDOVER	DONNELLON	FITZGERALD	MUNSHI	WOODRUFF	Total	GIBBENS			WILLINK	Total	Exhausted Votes	Loss (Gain) by Fraction
143	231	146	11,499	179	191	110	12,499	9,109	1,611	1,293	1,282	5,835	3,719	2,241	25,090	600	375	384	333	811	257	7,124	9,884	330	352	682	0	0	73,007	GEORGE elected 1
218	135	151	-2,373	106	131	66	-1,566	19	6	3	2	27	12	7	76	35	19	28	15	65	14	883	1,059	7	23	30	0	14	73,007	GEORGE's surplus distributed
361	366	297	9,126	285	322	176	10,933	9,128	1,617	1,296	1,284	5,862	3,731	2,248	25,166	635	394	412	348	876	271	8,007	10,943	337	375	712	0	14	73,007	ABETZ elected 2
0	0	0		0	0	0	0	-2	0	0	0	0	0	0	-2	0	0	0	0	0	0	0	0	0	0	0	0	2		ABETZ's surplus distributed
361	366	297	9,126	285	322	176	10,933	9,126	1,617	1,296	1,284	5,862	3,731	2,248	25,164	635	394	412	348	876	271	8,007	10,943	337	375	712	0	16	73,007	
19	50	20		31	18	-176	-38		1	0	0	2	0	0	3	0	1	2	0	1	0	7	11	5	6	11	0	6		MATERIA excluded
380	416	317	9,126	316	340	0	10,895	9,126	1,618	1,296	1,284	5,864	3,731	2,248	25,167	635	395	414	348	877	271	8,014	10,954	342	381	723	0	22	73,007	
0	0	1		0	0		1		0	0	1	1	2	0	4	11	11	82	7	110	-271	31	-19	1	0	1	0	3		MUNSHI excluded
380	416	318	9,126	316	340		10,896	9,126	1,618	1,296	1,285	5,865	3,733	2,248	25,171	646	406	496	355	987	0	8,045	10,935	343	381	724	0	25	73,007	
60	47	31		-316	64		-114		1	3	5	5	2	1	17	3	4	5	2	4		27	45	4	6	10	0	6		HOUSTON excluded
440	463	349	9,126	0	404		10,782	9,126	1,619	1,299	1,290	5,870	3,735	2,249	25,188	649	410	501	357	991		8,072	10,980	347	387	734	0	31	73,007	
6	14	10			12		42		2	2	3	4	6	0	17	5	2	0	4	3		16	30	-347	212	-135	0	3		GIBBENS excluded
446	477	359	9,126		416		10,824	9,126	1,621	1,301	1,293	5,874	3,741	2,249	25,205	654	412	501	361	994		8,088	11,010	0	599	599	0	34	73,007	
117	87	-359			52		-103		0	2	1	2	3	2	10	5	3	6	0	2		36	52		6	6	0	5		CHERRIE excluded
563	564	0	9,126		468		10,721	9,126	1,621	1,303	1,294	5,876	3,744	2,251	25,215	659	415	507	361	996		8,124	11,062		605	605	0	39	73,007	
2	2				1		5		0	1	1	0	2	5	9	20	136	16	-361	19		128	-42		3	3	0	2		DONNELLON excluded
565	566		9,126		469		10,726	9,126	1,621	1,304	1,295	5,876	3,746	2,256	25,224	679	551	523	0	1,015		8,252	11,020		608	608	0	41	73,007	
2	4				1		7		2	1	1	3	4	5	16	1	4	0		1		8	14		2	2	0	1		DI VIRGILIO excluded
567	570		9,126		470		10,733	9,126	1,623	1,305	1,296	5,879	3,750	2,261	25,240	680	555	523		1,016		8,260	11,034		610	610	0	42	73,007	
116	179				-470		-175		2	5	1	9	4	5	26	2	4	4		3		45	58		19	19	0	6		JENNER excluded
683	749		9,126		0		10,558	9,126	1,625	1,310	1,297	5,888	3,754	2,266	25,266	682	559	527		1,019		8,305	11,092		629	629	0	48	73,007	
2	2						4		1	1	0	2	1	3	8	36	201	-527		151		78	-61		7	7	0	2		CORDOVER excluded
685	751		9,126				10,562	9,126	1,626	1,311	1,297	5,890	3,755	2,269	25,274	718	760	0		1,170		8,383	11,031		636	636	0	50	73,007	
2	6						8		3	3	2	0	4	4	16	6	3			7		5	21		2	2	0	1		HANNAN excluded
687	757		9,126				10,570	9,126	1,629	1,314	1,299	5,890	3,759	2,273	25,290	724	763			1,177		8,388	11,052		638	638	0	51	73,007	
83	99						182		11	17	10	27	13	16	94	16	24			23		55	118		-638	-638	2	3		WILLINK excluded
770	856		9,126				10,752	9,126	1,640	1,331	1,309	5,917	3,772	2,289	25,384	740	787			1,200		8,443	11,170		0	0	2	54	73,007	
6	6						12		0	3	4	5	5	2	19	-740	68			204		374	-94				0	2		ALLEN excluded
776	862		9,126				10,764	9,126	1,640	1,334	1,313	5,922	3,777	2,291	25,403	0	855			1,404		8,817	11,076				2	56	73,007	
-776	569						-207		5	2	9	13	1	2	32		3			10		79	92				19	4		ALLINSON excluded
0	1,431		9,126				10,557	9,126	1,645	1,336	1,322	5,935	3,778	2,293	25,435		858			1,414		8,896	11,168				21	60	73,007	
	15						15		10	1	3	8	3	3	28		-817			289		404	-124				5	0		CHAPMAN part excluded
1,446			9,126				10,572	9,126	1,655	1,337	1,325	5,943	3,781	2,296	25,463		41			1,703		9,300	11,044				26	60	73,007	WOODRUFF elected 3
3							3		0	0	0	0	0	0	0		-41			32			-9				4	(2)		CHAPMAN fully excluded
1,449			9,126				10,575	9,126	1,655	1,337	1,325	5,943	3,781	2,296	25,463		0			1,735		9,300	11,035				30	58	73,007	
1							1		0	0	0	3	0	0	3					157		-174	-17				1	5		WOODRUFF's surplus distributed
1,450			9,126				10,576	9,126	1,655	1,337	1,325	5,946	3,781	2,296	25,466					1,892		9,126	11,018				31	63	73,007	
7							7		2	1	5	15	6	4	33					10			10				3	0		MEYERS excluded
1,457			9,126				10,583	9,126	1,657	1,338	1,330	5,961	3,787	2,300	25,499					1,902		9,126	11,028				34	63	73,007	
3							3		104	198	-1,330	449	344	143	-92					4			4				5	1		MILLER excluded
1,460			9,126				10,586	9,126	1,761	1,536	0	6,410	4,131	2,443	25,407					1,906		9,126	11,032				39	64	73,007	
-1,460							-1,460		18	15		36	17	17	103					423			423				495	0		BACON part excluded
0			9,126				9,126	9,126	1,779	1,551		6,446	4,148	2,460	25,510					2,329		9,126	11,455				534	64	73,007	O'BYRNE elected 4
0							0		0	0	0	0	0	0	0					0			0				0	0		BACON fully excluded
0			9,126				9,126	9,126	1,779	1,551		6,446	4,148	2,460	25,510					2,329		9,126	11,455				534	64	73,007	
							0		1	0		4	1	1	7					28			28				20	5		O'BYRNE's surplus distributed
			9,126				9,126	9,126	1,780	1,551		6,450	4,149	2,461	25,517					2,357		9,126	11,483				554	69	73,007	
							0		339	-1,551		458	269	387	-98					10			10				14	1		HOWLETT excluded
			9,126				9,126	9,126	2,119	0		6,908	4,418	2,848	25,419					2,367		9,126	11,493				568	70	73,007	
							0		30			37	27	33	127					30			30				27	0		DEANE part excluded
			9,126				9,126	9,126	2,149			6,945	4,445	2,881	25,546					2,397		9,126	11,523				595	70	73,007	WINTER elected 5
							0		0	0	0	2	0	0	2					3			3				5	0		DEANE fully excluded
			9,126				9,126	9,126	2,149			6,947	4,445	2,881	25,548					2,400		9,126	11,526				600	70	73,007	
							0		8			11	5	4	28					18			18				16	4		WINTER's surplus distributed
			9,126				9,126	9,126	2,157			6,958	4,450	2,885	25,576					2,418		9,126	11,544				616	74	73,007	
							0		-2,157			976	630	426	-125															

Division of LYONS Distribution of preferences

		Shooters, Fishers, Farmers TAS		The Nationals						Tasmanian Greens							
		DI FALCO	Total	HADDON- CAVE	JENNER	MANDELSON	PYCROFT	TUCKER	Total	ALLAN	BADGER	BROWN	CAVANAGH	HOUGHTON	RUBENACH- QUINN	SHAPCOTT	Total
Count 1	Primary votes	5,050	5,050	200	833	263	273	1,608	3,177	932	5,507	776	514	563	1,053	813	10,158
Count 2	Votes transferred	5	5	0	0	0	0	1	1	0	0	0	0	0	0	0	0
	Progress totals	5,055	5,055	200	833	263	273	1,609	3,178	932	5,507	776	514	563	1,053	813	10,158
Count 3	Votes transferred	1	1	0	0	0	0	0	0	0	0	0	0	0	0	0	0
	Progress totals	5,056	5,056	200	833	263	273	1,609	3,178	932	5,507	776	514	563	1,053	813	10,158
Counts 4 to 5	Votes transferred	10	10	1	4	1	0	1	7	0	1	3	0	0	4	1	9
	Progress totals	5,066	5,066	201	837	264	273	1,610	3,185	932	5,508	779	514	563	1,057	814	10,167
Counts 6 to 7	Votes transferred	6	6	-201	87	47	12	15	-140	3	4	3	1	1	2	4	18
	Progress totals	5,072	5,072	0	924	311	285	1,625	3,145	935	5,512	782	515	564	1,059	818	10,185
Counts 8 to 10	Votes transferred	5	5		0	0	1	5	6	1	0	1	0	0	1	1	4
	Progress totals	5,077	5,077		924	311	286	1,630	3,151	936	5,512	783	515	564	1,060	819	10,189
Counts 11 to 12	Votes transferred	7	7		33	79	-286	91	-83	1	10	6	2	4	6	3	32
	Progress totals	5,084	5,084		957	390	0	1,721	3,068	937	5,522	789	517	568	1,066	822	10,221
Counts 13 to 14	Votes transferred	18	18		5	2		4	11	0	4	1	1	1	1	1	9
	Progress totals	5,102	5,102		962	392		1,725	3,079	937	5,526	790	518	569	1,067	823	10,230
Counts 15 to 17	Votes transferred	13	13		152	-392		150	-90	6	4	7	6	5	8	5	41
	Progress totals	5,115	5,115		1,114	0		1,875	2,989	943	5,530	797	524	574	1,075	828	10,271
Counts 18 to 20	Votes transferred	106	106		6			18	24	5	5	1	1	0	1	14	
	Progress totals	5,221	5,221		1,120			1,893	3,013	948	5,535	798	525	575	1,075	829	10,285
Counts 21 to 22	Votes transferred	4	4		1			2	3	22	36	165	-525	22	20	200	-60
	Progress totals	5,225	5,225		1,121			1,895	3,016	970	5,571	963	0	597	1,095	1,029	10,225
Counts 23 to 25	Votes transferred	10	10		5			6	11	32	39	32		-597	235	187	-72
	Progress totals	5,235	5,235		1,126			1,901	3,027	1,002	5,610	995		0	1,330	1,216	10,153
Counts 26 to 28	Votes transferred	55	55		13			21	34	9	76	12			10	16	123
	Progress totals	5,290	5,290		1,139			1,922	3,061	1,011	5,686	1,007			1,340	1,232	10,276
Counts 29 to 31	Votes transferred	49	49		19			31	50	11	48	11			13	13	96
	Progress totals	5,339	5,339		1,158			1,953	3,111	1,022	5,734	1,018			1,353	1,245	10,372
Counts 32 to 34	Votes transferred	19	19		2			1	3	3	7	6			6	1	23
	Progress totals	5,358	5,358		1,160			1,954	3,114	1,025	5,741	1,024			1,359	1,246	10,395
Counts 35 to 37	Votes transferred	14	14		7			7	14	414	305	-1,024			100	59	-146
	Progress totals	5,372	5,372		1,167			1,961	3,128	1,439	6,046	0			1,459	1,305	10,249
Counts 38 to 40	Votes transferred	16	16		1			7	8	2	2				3	8	15
	Progress totals	5,388	5,388		1,168			1,968	3,136	1,441	6,048				1,462	1,313	10,264
Counts 41 to 43	Votes transferred	55	55		-1,168			744	-424	25	85				13	13	136
	Progress totals	5,443	5,443		0			2,712	2,712	1,466	6,133				1,475	1,326	10,400
Counts 44 to 46	Votes transferred	150	150					101	101	68	248				51	59	426
	Progress totals	5,593	5,593					2,813	2,813	1,534	6,381				1,526	1,385	10,826
Counts 47 to 49	Votes transferred	25	25					7	7	433	408				383	-1,385	-161
	Progress totals	5,618	5,618					2,820	2,820	1,967	6,789				1,909	0	10,665
Counts 50 to 52	Votes transferred	38	38					13	13	3	47				8		58
	Progress totals	5,656	5,656					2,833	2,833	1,970	6,836				1,917		10,723
Counts 53 to 55	Votes transferred	41	41					16	16	447	1,172				-1,917		-298
	Progress totals	5,697	5,697					2,849	2,849	2,417	8,008				0		10,425
Counts 56 to 58	Votes transferred	309	309					155	155	95	335						430
	Progress totals	6,006	6,006					3,004	3,004	2,512	8,343						10,855
Counts 59 to 61	Votes transferred	68	68					24	24	6	40						46
	Progress totals	6,074	6,074					3,028	3,028	2,518	8,383						10,901
Count 62	Votes transferred	43	43					34	34	-2,518	2,145						-373
	Progress totals	6,117	6,117					3,062	3,062	0	10,528						10,528
Counts 63 to 64	Votes transferred	0	0					0	0	0							0
	Progress totals	6,117	6,117					3,062	3,062	0	10,528						10,528
Count 65	Votes transferred	107	107					80	80		-1,160						-1,160
	Progress totals	6,224	6,224					3,142	3,142		9,368						9,368
Counts 66 to 69	Votes transferred	84	84					23	23								0
	Progress totals	6,308	6,308					3,165	3,165		9,368						9,368
Counts 70 to 73	Votes transferred	117	117					42	42								0
	Progress totals	6,425	6,425					3,207	3,207		9,368						9,368
Counts 74 to 77	Votes transferred	1,067	1,067					-3,207	-3,207								0
	Progress totals	7,492	7,492					0	0		9,368						9,368
Count 78	Votes transferred	125	125														0
	Progress totals	7,617	7,617								9,368						9,368
Counts 79 to 81	Votes transferred	0	0														0
	Progress totals	7,617	7,617								9,368						9,368
Count 82	Votes transferred	18	18														0
	Progress totals	7,635	7,635								9,368						9,368
Count 83	Votes transferred	246	246														0
	Progress totals	7,881	7,881								9,368						9,368
Counts 84 to 87	Votes transferred	76	76														0
	Progress totals	7,957	7,957								9,368						9,368
Count 88	Votes transferred	482	482														0
	Progress totals	8,439	8,439								9,368						9,368

PLEASE FOLD OUT ►

Quota 9,368

Group D	Australian Labor Party									Liberal Party						ungrouped						Total Exhausted Votes	Loss (Gain) by Fraction	Total Votes	Remarks						
	OFFORD	Total	BATT	BUTLER	CAMPBELL	FARRELL	GOSS	MITCHELL	O'DONNELL	Total	BARNETT	CAMERON	GROVES	HALLETT	HOWLETT	LYNE	SHELTON	Total	BIGG	BROOMHALL	DARE					DRACOLIS	HAWKINS	LEV	MURTAGH		
	941	941	1,428	6,445	1,732	2,640	2,674	5,400	990	21,309	9,975	2,793	996	2,129	9,346	1,544	4,698	31,481	364	256	189	845	475	498	193	2,820	0	0	74,936	BARNETT elected 1	
	0	0	0	4	0	1	2	2	0	9	-607	59	19	66	194	49	190	-30	0	0	0	0	0	0	0	0	0	0	15	74,936	BARNETT's surplus distributed
	941	941	1,428	6,449	1,732	2,641	2,676	5,402	990	21,318	9,368	2,852	1,015	2,195	9,540	1,593	4,888	31,451	364	256	189	845	475	498	193	2,820	0	15	74,936	HOWLETT elected 2	
	0	0	0	1	0	0	0	1	0	2		24	10	38	-172	11	79	-10	0	0	0	0	0	0	0	0	0	7		HOWLETT's surplus distributed	
	941	941	1,428	6,450	1,732	2,641	2,676	5,403	990	21,320	9,368	2,876	1,025	2,233	9,368	1,604	4,967	31,441	364	256	189	845	475	498	193	2,820	0	22	74,936	DARE excluded	
	6	6	3	3	2	1	1	3	1	14		5	4	2		7	5	23	16	13	-189	33	11	37	10	-69	0	0			
	947	947	1,431	6,453	1,734	2,642	2,677	5,406	991	21,334	9,368	2,881	1,029	2,235	9,368	1,611	4,972	31,464	380	269	0	878	486	535	203	2,751	0	22	74,936	HADDON-CAVE excluded	
	0	0	0	2	0	0	3	0	0	5		2	0	2		1	0	5	0	1		1	2	2	0	6	0	0			
	947	947	1,431	6,455	1,734	2,642	2,680	5,406	991	21,339	9,368	2,883	1,029	2,237	9,368	1,612	4,972	31,469	380	270		879	488	537	203	2,757	0	22	74,936	MURTAGH excluded	
	4	4	1	12	1	4	0	6	0	24		2	4	0		5	0	11	14	48		35	35	17	-203	-54	0	0			
	951	951	1,432	6,467	1,735	2,646	2,680	5,412	991	21,363	9,368	2,885	1,033	2,237	9,368	1,617	4,972	31,480	394	318		914	523	554	0	2,703	0	22	74,936	PYECROFT excluded	
	8	8	0	4	0	3	3	2	1	13		2	3	0		3	6	14	0	2		4	3	0		9	0	0			
	959	959	1,432	6,471	1,735	2,649	2,683	5,414	992	21,376	9,368	2,887	1,036	2,237	9,368	1,620	4,978	31,494	394	320		918	526	554		2,712	0	22	74,936	BROOMHALL excluded	
	11	11	0	4	1	3	2	5	0	15		4	1	1		3	4	13	67	-320		60	49	67		-77	0	0			
	970	970	1,432	6,475	1,736	2,652	2,685	5,419	992	21,391	9,368	2,891	1,037	2,238	9,368	1,623	4,982	31,507	461	0		978	575	621		2,635	0	22	74,936	MANDELSON excluded	
	3	3	2	3	1	0	3	5	0	14		1	0	4		6	3	14	2			2	0	1		5	0	0			
	973	973	1,434	6,478	1,737	2,652	2,688	5,424	992	21,405	9,368	2,892	1,037	2,242	9,368	1,629	4,985	31,521	463			980	575	622		2,640	0	22	74,936	BIGG excluded	
	13	13	1	10	5	10	0	4	2	32		5	3	2		5	5	20	-463			72	123	58		-210	1	0			
	986	986	1,435	6,488	1,742	2,662	2,688	5,428	994	21,437	9,368	2,897	1,040	2,244	9,368	1,634	4,990	31,541	0			1,052	698	680		2,430	1	22	74,936	CAVANAGH excluded	
	4	4	2	5	3	16	9	2	40		2	0	0		3	2	7					0	0	2		2	0	0			
	990	990	1,437	6,493	1,745	2,665	2,704	5,437	996	21,477	9,368	2,899	1,040	2,244	9,368	1,637	4,992	31,548				1,052	698	682		2,432	1	22	74,936	HOUGHTON excluded	
	5	5	1	8	1	2	5	7	16	40		0	1	2		0	2	5				0	0	1		1	0	0			
	995	995	1,438	6,501	1,746	2,667	2,709	5,444	1,012	21,517	9,368	2,899	1,041	2,246	9,368	1,637	4,994	31,553				1,052	698	683		2,433	1	22	74,936	LEV excluded	
	80	80	4	14	3	5	13	14	4	57		14	4	5		6	16	45				147	141	-683		-395	1	0			
	1,075	1,075	1,442	6,515	1,749	2,672	2,722	5,458	1,016	21,574	9,368	2,913	1,045	2,251	9,368	1,643	5,010	31,598				1,199	839	0		2,038	2	22	74,936	HAWKINS excluded	
	85	85	9	13	4	3	7	12	1	49		12	4	12		10	16	54				453	-839			-386	3	0			
	1,160	1,160	1,451	6,528	1,753	2,675	2,729	5,470	1,017	21,623	9,368	2,925	1,049	2,263	9,368	1,653	5,026	31,652				1,652	0			1,652	5	22	74,936	O'DONNELL excluded	
	12	12	55	74	362	60	296	71	-1,017	-99		5	7	23		0	3	38				2				2	2	0			
	1,172	1,172	1,506	6,602	2,115	2,735	3,025	5,541	0	21,524	9,368	2,930	1,056	2,286	9,368	1,653	5,029	31,690				1,654				1,654	7	22	74,936	BROWN excluded	
	23	23	3	16	17	19	8	12		75		4	1	0		1	8	14				5				5	1	0			
	1,195	1,195	1,509	6,618	2,132	2,754	3,033	5,553		21,599	9,368	2,934	1,057	2,286	9,368	1,654	5,037	31,704				1,659				1,659	8	22	74,936	GROVES excluded	
	5	5	2	8	2	5	11	17		45		121	-1,057	84		384	367	-101				7				7	2	3			
	1,200	1,200	1,511	6,626	2,134	2,759	3,044	5,570		21,644	9,368	3,055	0	2,370	9,368	2,038	5,404	31,603				1,666				1,666	10	25	74,936	JENNER excluded	
	30	30	11	26	13	11	8	26		95		20		10		11	36	77				26				26	5	0			
	1,230	1,230	1,522	6,652	2,147	2,770	3,052	5,596		21,739	9,368	3,075		2,380	9,368	2,049	5,440	31,680				1,692				1,692	15	25	74,936	OFFORD excluded	
	-1,230	-1,230	12	54	21	26	35	44		192		20		15		11	31	77				266				266	18	0			
	0	0	1,534	6,706	2,168	2,796	3,087	5,640		21,931	9,368	3,095		2,395	9,368	2,060	5,471	31,757				1,958				1,958	33	25	74,936	SHAPCOTT excluded	
			2	24	11	14	5	37		93		3		0		2	7	12				18				18	6	0			
			1,536	6,730	2,179	2,810	3,092	5,677		22,024	9,368	3,098		2,395	9,368	2,062	5,478	31,769				1,976				1,976	39	25	74,936	BATT excluded	
			-1,536	283	323	122	123	491		-194		9		27		29	10	75				9				9	1	0			
			0	7,013	2,502	2,932	3,215	6,168		21,830	9,368	3,107		2,422	9,368	2,091	5,488	31,844				1,985				1,985	40	25	74,936	RUBENACH-QUINN excluded	
				52	70	18	19	23		182		14		5		8	8	35				17				17	7	0			
				7,065	2,572	2,950	3,234	6,191		22,012	9,368	3,121		2,427	9,368	2,099	5,496	31,879				2,002				2,002	47	25	74,936	DRACOLIS excluded	
				119	35	73	33	89		349		41		26		33	45	145				-2,002				-2,002	614	0			
				7,184	2,607	3,023	3,267	6,280		22,361	9,368	3,162		2,453	9,368	2,132	5,541	32,024				0				0	661	25	74,936	LYNE excluded	
				39	31	19	18	22		129		899		512		-2,132	439	-282									11	4			
				7,223	2,638	3,042	3,285	6,302																							

PLEASE FOLD OUT ►

Casual vacancies filled by recount

2025 House of Assembly elections

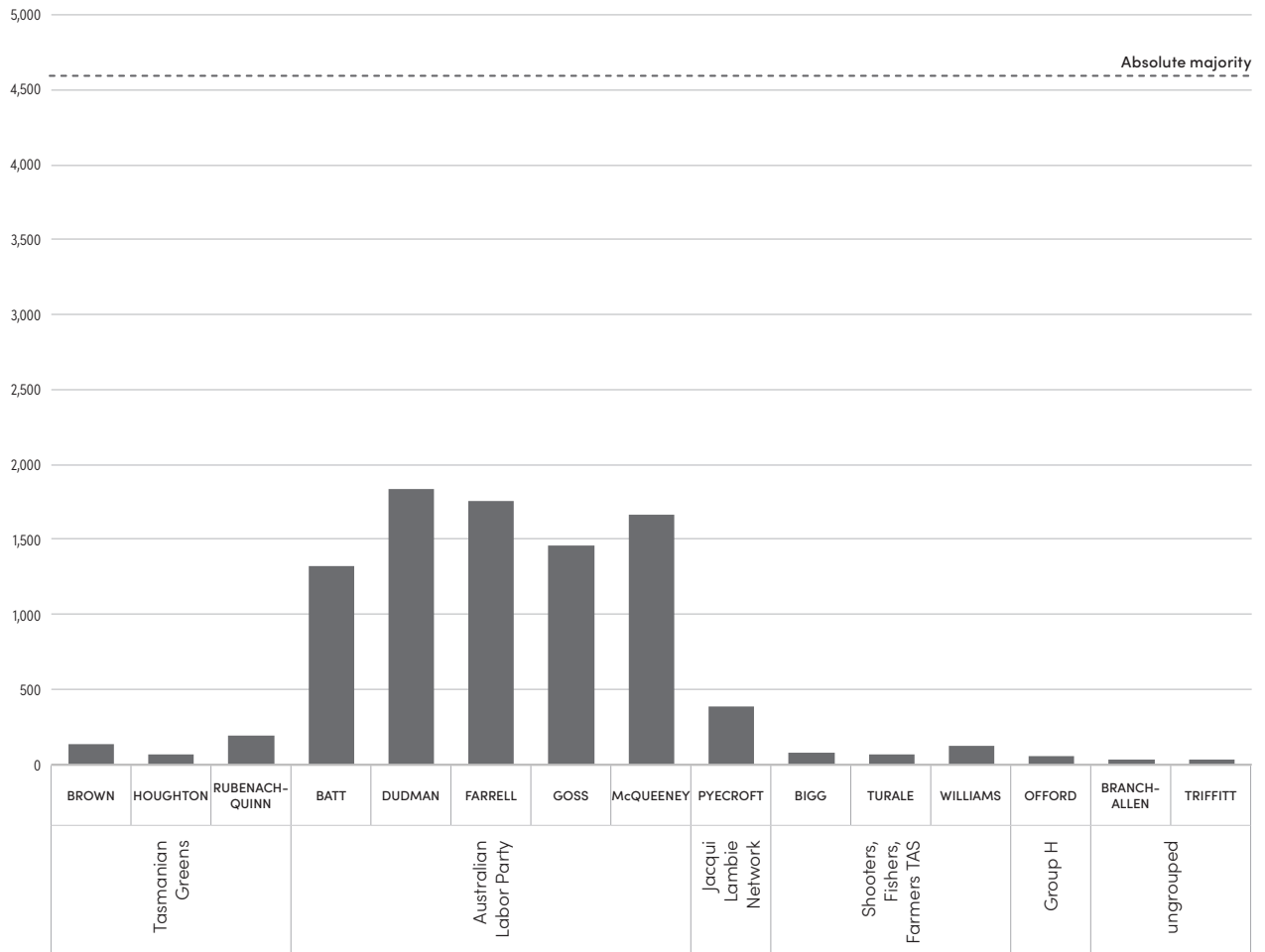


Division of LYONS recount conducted 3-4 March 2025

Following the resignation of Rebecca White MP on 12 February 2025

		BROWN Craig	HOUGHTON Mitch	RUBENACH- QUINN Hannah	BATT Edwin	DUDMAN Ben	FARRELL Casey	GOSS Richard	MCQUEENEY Carole	PYECROFT Lesley	BIGG Phillip	TURALE Wayne	WILLIAMS Ray	OFFORD Angela	BRANCH- ALLEN Jenny	TRIFFITT Loueen (Lou)	Exhausted votes	Loss (gain) by fraction	Total votes (the quota)	Absolute majority	Remarks
		Tasmanian Greens			Australian Labor Party					Jacqui Lambie Network	Shooters, Fishers, Farmers TAS		Group H	ungrouped							
Counts 1 - 8		131	67	188	1,322	1,838	1,755	1,465	1,671	381	74	61	128	51	27	27	67	4	9,257	4,594	WHITE distributed
Counts 9 - 16	Total transferred	1	0	0	0	2	1	1	1	2	0	0	1	3	5	-27	4	6			TRIFFITT excluded (draw by lot)
	Total votes	132	67	188	1,322	1,840	1,756	1,466	1,672	383	74	61	129	54	32	0	71	10	9,257	4,589	
Counts 17 - 24	Total transferred	1	1	2	1	2	4	1	3	1	0	0	0	4	-32		7	5			BRANCH- ALLEN excluded
	Total votes	133	68	190	1,323	1,842	1,760	1,467	1,675	384	74	61	129	58	0		78	15	9,257	4,583	
Counts 25 - 32	Total transferred	2	0	2	2	2	3	2	2	7	2	2	1	-58			24	7			OFFORD excluded
	Total votes	135	68	192	1,325	1,844	1,763	1,469	1,677	391	76	63	130	0			102	22	9,257	4,567	
Counts 33 - 40	Total transferred	1	0	1	1	5	4	6	2	2	10	-63	16				11	4			TURALE excluded
	Total votes	136	68	193	1,326	1,849	1,767	1,475	1,679	393	86	0	146				113	26	9,257	4,560	
Counts 41 - 48	Total transferred	16	-68	17	4	2	5	5	2	4	0		1				7	5			HOUGHTON excluded
	Total votes	152	0	210	1,330	1,851	1,772	1,480	1,681	397	86		147				120	31	9,257	4,554	
Counts 49 - 56	Total transferred	3		4	5	3	8	4	4	4	-86		38				11	2			BIGG excluded
	Total votes	155		214	1,335	1,854	1,780	1,484	1,685	401	0		185				131	33	9,257	4,547	
Counts 57 - 64	Total transferred	-155		58	9	9	13	13	11	12			4				27	-1			BROWN excluded
	Total votes	0		272	1,344	1,863	1,793	1,497	1,696	413			189				158	32	9,257	4,534	
Counts 65 - 72	Total transferred			7	17	19	26	19	9	21			-189				71	0			WILLIAMS excluded
	Total votes			279	1,361	1,882	1,819	1,516	1,705	434			0				229	32	9,257	4,499	
Counts 73 - 80	Total transferred			-279	30	23	33	23	59	33							77	1			RUBENACH- QUINN excluded
	Total votes			0	1,391	1,905	1,852	1,539	1,764	467							306	33	9,257	4,460	
Counts 81 - 88	Total transferred				57	53	79	70	73	-467							138	-3			PYECROFT excluded
	Total votes				1,448	1,958	1,931	1,609	1,837	0							444	30	9,257	4,392	
Counts 89 - 96	Total transferred				-1,448	226	244	499	410								74	-5			BATT excluded
	Total votes				0	2,184	2,175	2,108	2,247								518	25	9,257	4,358	
Counts 97 - 103	Total transferred					615	820	-2,108	492								183	-2			GOSS excluded
	Total votes					2,799	2,995	0	2,739								701	23	9,257	4,267	
Counts 104 - 111	Total transferred					1,209	1,255	-2,739									280	-5			McQUEENEY excluded
	Total votes					4,008	4,250	0									981	18	9,257	4,130	FARRELL elected
Percentages						48.5%	51.5%														

Distribution of votes from Rebecca White





Appendices

Ballot Box



Tasmanian
Electoral Commission

Appendix A

Informal ballot paper surveys

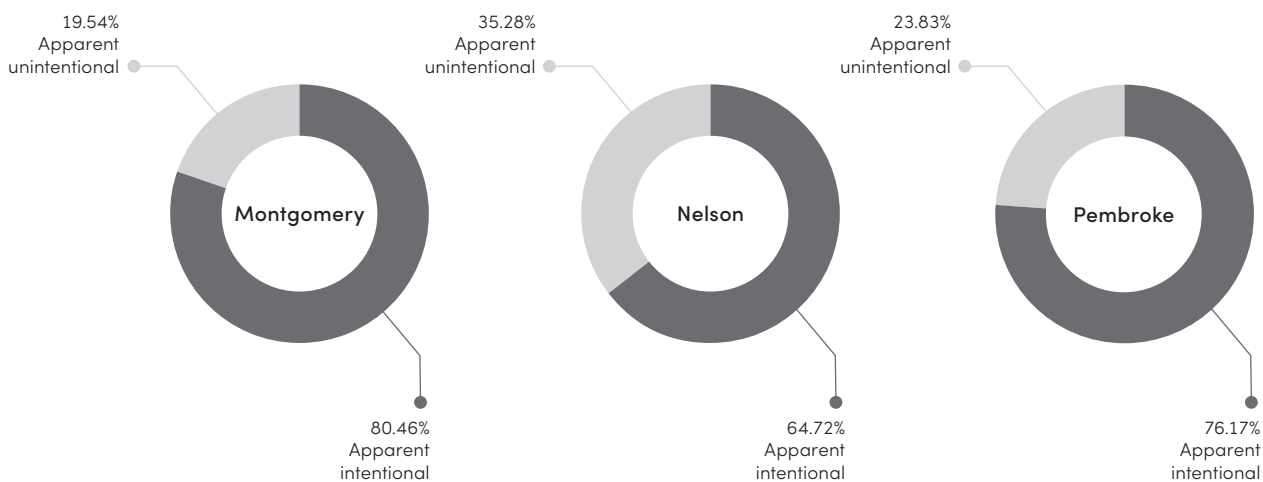
2025 Legislative Council elections

2025 House of Assembly elections

2025 Legislative Council elections

Informal ballot paper survey

	Montgomery	Nelson	Pembroke	Total
Apparent intentional informal voting				
Blank	320	99	131	550
Deliberate informal or scribble/messages only	409	156	211	776
Total	729	255	342	1,326
Apparent unintentional informality				
Contains writing identifying elector	3	0	0	3
Contains only ticks or crosses	57	102	50	209
No first preference	16	7	3	26
Repetitions or omissions	97	28	49	174
Two or more first preferences	4	2	5	11
Total	177	139	107	423
Total	906	394	449	1,749



2025 House of Assembly elections

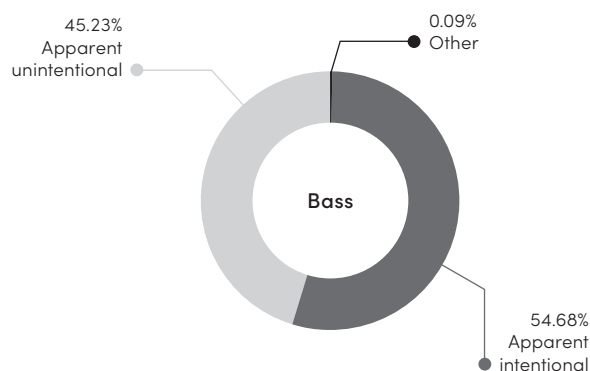
Division of Bass – Informal ballot paper survey

Apparent intentional informal voting

Blank	1,035
Deliberate informal or scribble/messages only	1,449
Total	2,484

Apparent unintentional informality

Contains writing identifying elector	15	
Contains only ticks or crosses	562	
Some numbers but no first preference	44	
One first preference, but includes repetitions or omissions between 2 and 7	1,119	
Two or more first preferences		
• 2 first preferences	178	
• 3 first preferences	25	
• 4 first preferences	16	
• 5 first preferences	15	
• 6 first preferences	24	
• 7 first preferences		
Consecutive numbers from 1 within each column	41	
Other	14	
• greater than 7 first preferences	2	315
Total	2,055	
Otherwise determined as informal by the returning officer	4	
Total	4,543	



Division of Bass – Repetitions and omissions

This table shows a break down of the informal ballot paper category “One first preference, but includes repetitions or omissions between 2 and 7”. Ballot papers are listed against the candidate that received the first preference, and by last formal preference.

	Omissions - Last formal preference							Total
	1 (no 2nd pref)	2 (no 3rd pref)	3 (no 4th pref)	4 (no 5th pref)	5 - (no 6th pref)		6 (no 7th pref)	
					5 last pref	later prefs		
Tasmanian Greens								
BALL, Lauren	0	0	2	0	1	0	2	5
FITTLER, Jack	1	0	0	1	0	0	2	4
HALL, Tom	3	1	2	3	2	2	2	15
LAYTON-BENNETT, Anne	3	2	1	1	1	0	2	10
McLENNAN, Charlene	2	2	1	1	1	1	1	9
MARCH, Eric	1	0	1	1	0	1	2	6
ROSOL, Cecily	1	3	5	4	2	0	3	18
The Nationals								
ARMSTRONG, Angela	3	1	4	2	1	0	2	13
COOPER, Carl	1	6	1	2	0	0	2	12
Australian Labor Party								
ANDERSON, Melissa	0	3	1	2	1	1	4	12
FINLAY, Janie	15	2	12	7	7	5	9	57
GORDON, Will	2	2	3	0	1	2	2	12
GREENE, Jess	3	4	6	2	1	0	6	22
LYONS, Geoff	2	3	1	4	3	1	7	21
MOORE, Luke	3	1	3	2	5	3	2	19
THOMAS, Peter	1	2	0	1	0	3	7	14
Liberal Party								
ARCHER, Bridget	24	15	17	8	8	3	24	99
FAIRS, Rob	11	6	8	2	2	5	10	44
FERGUSON, Michael	13	6	8	1	6	1	18	53
GATENBY, Chris	1	1	1	1	0	0	2	6
QUAILE, Sarah	1	2	0	1	1	2	3	10
SLADDEN, Julie	2	3	0	0	1	0	3	9
WOOD, Simon	1	1	3	1	2	0	3	11
Group E								
RAZAY, George	15	7	2	3	0	4	9	40
Shooters, Fishers, Farmers TAS								
FRYDRYCH, Michal	60	7	9	3	4	4	15	102
ungrouped								
DAVENPORT, Jack	0	1	1	1	0	1	2	6
EDWARDS, Fenella	0	1	0	0	0	0	1	2
GROAT, Daniel	1	0	1	0	0	0	0	2
LARNER, Caroline	1	0	0	0	0	0	2	3
PENTLAND, Rebekah	3	0	3	4	0	1	7	18
WALKER, Tim	0	0	0	0	0	0	0	0
Total	174	82	96	58	50	40	154	654

Repetitions - Last formal preference								
	1 (multiple 2nd pref)	2 (multiple 3rd pref)	3 (multiple 4th pref)	4 (multiple 5th pref)	5 (multiple 6th pref)	6 (multiple 7th pref)	Total	Total
Tasmanian Greens								
BALL, Lauren	1	0	0	1	1	1	4	9
FITTLER, Jack	1	0	3	0	1	0	5	9
HALL, Tom	1	1	0	2	0	1	5	20
LAYTON-BENNETT, Anne	1	0	0	1	0	1	3	13
McLENNAN, Charlene	0	1	0	0	2	3	6	15
MARCH, Eric	1	0	0	0	1	0	2	8
ROSOL, Cecily	10	8	8	7	3	11	47	65
The Nationals								
ARMSTRONG, Angela	3	4	1	3	1	1	13	26
COOPER, Carl	0	0	1	1	0	0	2	14
Australian Labor Party								
ANDERSON, Melissa	2	3	4	1	0	2	12	24
FINLAY, Janie	10	10	7	13	4	16	60	117
GORDON, Will	3	1	6	0	2	4	16	28
GREENE, Jess	4	0	6	2	3	5	20	42
LYONS, Geoff	4	8	4	0	2	3	21	42
MOORE, Luke	3	2	0	2	1	2	10	29
THOMAS, Peter	0	1	0	1	1	1	4	18
Liberal Party								
ARCHER, Bridget	12	11	19	9	6	24	81	180
FAIRS, Rob	1	5	7	4	3	10	30	74
FERGUSON, Michael	5	6	7	4	5	7	34	87
GATENBY, Chris	1	4	2	1	0	2	10	16
QUAILE, Sarah	2	2	0	0	0	0	4	14
SLADDEN, Julie	1	3	1	3	3	1	12	21
WOOD, Simon	2	1	1	1	2	4	11	22
Group E								
RAZAY, George	1	1	4	2	2	2	12	52
Shooters, Fishers, Farmers TAS								
FRYDRYCH, Michal	9	4	3	2	2	1	21	123
ungrouped								
DAVENPORT, Jack	3	0	0	1	0	1	5	11
EDWARDS, Fenella	0	0	0	0	0	0	0	2
GROAT, Daniel	1	0	1	0	0	0	2	4
LARNER, Caroline	0	0	0	0	0	0	0	3
PENTLAND, Rebekah	3	3	2	1	0	2	11	29
WALKER, Tim	0	1	0	0	1	0	2	2
Total	85	80	87	62	46	105	465	1,119

2025 House of Assembly elections

Division of Braddon – Informal ballot paper survey

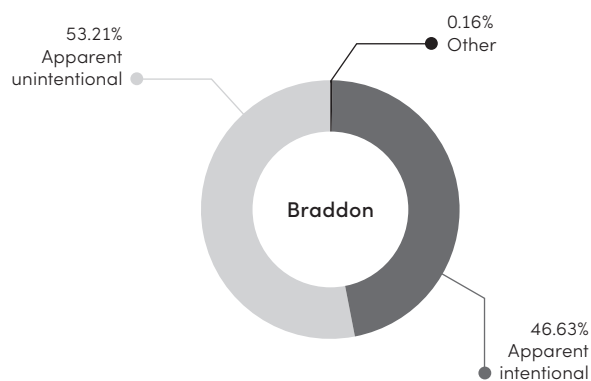
Apparent intentional informal voting

Blank	1,150
Deliberate informal or scribble/messages only	1,187
Total	2,337

Apparent unintentional informality

Contains writing identifying elector	12
Contains only ticks or crosses	670
Some numbers but no first preference	59
One first preference, but includes repetitions or omissions between 2 and 7	1,439
Two or more first preferences	
• 2 first preferences	242
• 3 first preferences	39
• 4 first preferences	33
• 5 first preferences	21
• 6 first preferences	20
• 7 first preferences	53
• 8 first preferences	22
• 9 first preferences	
Consecutive numbers from 1 within each column	19
Other	8
• greater than 9 first preferences	30
Total	2,667

Otherwise determined as informal by the returning officer	8
Total	5,012



Division of Braddon – Repetitions and omissions

This table shows a break down of the informal ballot paper category “One first preference, but includes repetitions or omissions between 2 and 7”. Ballot papers are listed against the candidate that received the first preference, and by last formal preference.

	Omissions - Last formal preference							Total
	1	2	3	4	5 - (no 6th pref)		6	
	(no 2nd pref)	(no 3rd pref)	(no 4th pref)	(no 5th pref)	5 last pref	later prefs	(no 7th pref)	
Tasmanian Greens								
BLEYER, Vanessa	3	3	1	1	0	2	4	14
FERGUS, Haru	3	1	0	0	0	2	1	7
JORDAN, Scott	5	1	3	0	0	0	2	11
KINGSTON, Thomas	2	3	0	0	1	0	1	7
MORROW, Erin	2	1	1	1	1	2	1	9
WARD, Susanne	3	1	0	3	0	1	2	10
WILDEN, Petra	2	0	1	1	2	0	1	7
Group B								
BALDOCK, Claudia	2	2	0	0	0	1	0	5
COURTNEY, Andrea	0	0	0	1	0	0	0	1
HARRISON, Cristale	2	1	0	0	0	0	2	5
MARTIN, Adam	2	0	0	1	0	3	4	10
REDGRAVE, James	1	0	1	0	0	0	2	4
RYAN, Malcolm	0	0	1	0	0	0	0	1
Group C								
BADCOCK, Joel	5	1	0	2	2	0	3	13
Group D								
GARLAND, Craig	56	29	10	11	8	9	25	148
Australian Labor Party								
BROAD, Shane	8	8	4	3	1	3	8	35
DIPROSE, Amanda	3	2	3	4	2	2	4	20
DOW, Anita	9	12	4	3	4	3	19	54
FULLER, Cheryl	2	3	3	2	0	1	7	18
HUNT, Kelly (Hooch)	15	5	6	4	2	1	7	40
LUKE, Adrian	2	1	0	1	1	0	2	7
WOODHOUSE, Tara	3	1	2	3	2	2	3	16
Liberal Party								
ELLIS, Felix	4	11	4	2	4	0	6	31
JAENSCH, Roger	3	1	4	1	1	0	4	14
PARRY, Stephen	1	0	0	2	3	0	1	7
PEARCE, Gavin	11	10	4	5	5	2	12	49
ROCKLIFF, Jeremy	40	19	27	22	7	11	43	169
SIMPSON, Giovanna	6	7	2	2	0	1	4	22
WYLIE, Kate	0	1	0	0	0	1	2	4
The Nationals								
BESWICK, Miriam	2	7	1	0	0	0	2	12
ROBERTS, Andrew	0	4	3	1	0	0	2	10
Shooters, Fishers, Farmers TAS								
PICKIN, Adrian	61	22	15	4	1	2	14	119
ungrouped								
BARNES, Dami	1	1	1	0	0	0	0	3
BURNETT, Gatty	0	1	0	0	0	0	1	2
HAMILTON, Jennifer	0	0	0	0	0	0	1	1
MILLET, Ernst	2	0	0	0	0	0	0	2
MORGAN, Matthew	0	0	0	1	1	0	2	4
WELLS, Melissa Jane	1	2	0	0	0	0	0	3
Total	262	161	101	81	48	49	192	894

Repetitions - Last formal preference								
	1 (multiple 2nd pref)	2 (multiple 3rd pref)	3 (multiple 4th pref)	4 (multiple 5th pref)	5 (multiple 6th pref)	6 (multiple 7th pref)	Total	Total
Tasmanian Greens								
BLEYER, Vanessa	8	9	3	2	1	3	26	40
FERGUS, Haru	0	1	2	0	0	1	3	10
JORDAN, Scott	0	2	1	1	0	2	6	17
KINGSTON, Thomas	0	0	1	2	0	1	4	11
MORROW, Erin	3	2	1	1	1	0	8	17
WARD, Susanne	2	0	1	1	0	1	5	15
WILDEN, Petra	1	0	0	0	0	1	2	9
Group B								
BALDOCK, Claudia	2	0	0	0	1	0	3	8
COURTNEY, Andrea	0	1	0	0	0	0	1	2
HARRISON, Cristale	0	1	0	1	0	0	2	7
MARTIN, Adam	2	4	4	1	1	1	13	23
REDGRAVE, James	1	1	2	0	0	0	4	8
RYAN, Malcolm	0	0	0	0	0	0	0	1
Group C								
BADCOCK, Joel	1	2	0	0	0	0	3	16
Group D								
GARLAND, Craig	8	17	15	12	2	5	59	207
Australian Labor Party								
BROAD, Shane	7	6	8	6	2	11	40	75
DIPROSE, Amanda	5	1	5	0	1	8	20	40
DOW, Anita	5	6	7	4	11	7	40	94
FULLER, Cheryl	2	2	0	1	1	4	10	28
HUNT, Kelly (Hooch)	6	3	3	0	1	1	14	54
LUKE, Adrian	3	1	2	3	1	4	14	21
WOODHOUSE, Tara	2	1	1	0	4	1	9	25
Liberal Party								
ELLIS, Felix	7	3	6	2	1	4	23	54
JAENSCH, Roger	1	6	2	1	0	5	15	29
PARRY, Stephen	0	1	0	0	1	0	2	9
PEARCE, Gavin	5	4	6	5	3	4	27	76
ROCKLIFF, Jeremy	21	23	26	21	16	23	130	299
SIMPSON, Giovanna	1	2	6	1	2	2	14	36
WYLIE, Kate	2	0	1	1	0	0	4	8
The Nationals								
BESWICK, Miriam	0	1	1	4	1	1	8	20
ROBERTS, Andrew	1	2	0	1	0	0	4	14
Shooters, Fishers, Farmers TAS								
PICKIN, Adrian	7	2	3	3	3	2	20	139
ungrouped								
BARNES, Dami	0	1	0	1	0	0	2	5
BURNETT, Gatty	0	0	0	0	0	0	0	2
HAMILTON, Jennifer	1	0	0	0	1	0	2	3
MILLET, Ernst	1	0	0	0	1	0	2	4
MORGAN, Matthew	0	1	1	0	0	1	3	7
WELLS, Melissa Jane	0	1	0	0	1	1	3	6
Total	105	107	108	75	57	94	545	1,439

2025 House of Assembly elections

Division of Clark – Informal ballot paper survey

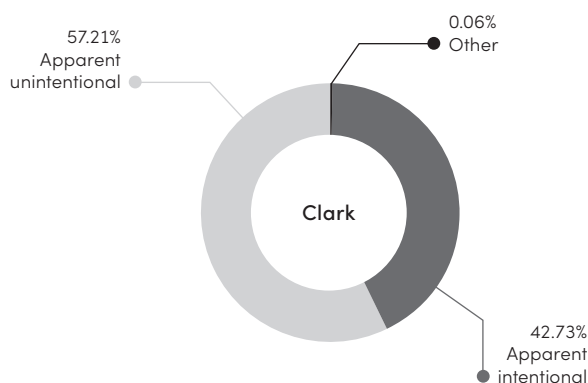
Apparent intentional informal voting

Blank	636
Deliberate informal or scribble/messages only	695
Total	1,331

Apparent unintentional informality

Contains writing identifying elector	20
Contains only ticks or crosses	515
Some numbers but no first preference	59
One first preference, but includes repetitions or omissions between 2 and 7	813
Two or more first preferences	
• 2 first preferences	180
• 3 first preferences	50
• 4 first preferences	42
• 5 first preferences	39
• 6 first preferences	
Consecutive numbers from 1 within each column	33
Other	3
• greater than 6 first preferences	28
Total	1,782

Otherwise determined as informal by the returning officer	2
Total	3,115



Division of Clark – Repetitions and omissions

This table shows a break down of the informal ballot paper category “One first preference, but includes repetitions or omissions between 2 and 7”. Ballot papers are listed against the candidate that received the first preference, and by last formal preference.

	Omissions - Last formal preference							Total
	1 (no 2nd pref)	2 (no 3rd pref)	3 (no 4th pref)	4 (no 5th pref)	5 - (no 6th pref)		6 (no 7th pref)	
					5 last pref	later prefs		
Australian Labor Party								
HADDAD, Ella	5	2	1	7	2	4	8	29
KAMARA, John	4	6	3	2	0	4	6	25
McLAREN, Liam	1	3	4	2	0	1	7	18
McLAUGHLIN, Tessa	2	1	1	5	2	0	2	13
MARTIN, Luke	9	3	2	2	2	1	8	27
SHIRLEY, Craig	0	1	1	1	0	1	3	7
WILLIE, Josh	11	6	9	9	3	5	15	58
Tasmanian Greens								
BAYLEY, Vica	3	2	1	2	0	3	4	15
BURNET, Helen	2	0	5	0	3	1	5	16
CARUANA, Pat	2	0	1	0	0	0	1	4
JONES, Peter	2	1	1	1	0	2	2	9
SHELLEY, Janet	2	0	4	2	1	2	3	14
TEMPLETON, Angus	1	0	0	0	0	0	3	4
VOLF, Nathan	0	2	0	2	0	0	0	4
Group C								
JOHNSTON, Kristie	24	12	9	4	6	6	15	76
Group D								
ARCHER, Elise	10	6	1	2	3	3	7	32
Liberal Party								
BARNETT, Jessica	1	4	0	1	0	3	3	12
BEHRAKIS, Simon	10	2	4	3	1	5	7	32
DI FLORIO, Marilena	1	0	0	1	0	1	2	5
JOHNSTONE, Edwin	3	0	1	0	2	1	5	12
OGILVIE, Madeleine	3	2	2	5	1	2	8	23
VERMEY, Marcus	5	1	6	5	1	2	4	24
WAN, David	1	2	1	0	1	0	1	6
ungrouped								
GOLDSMITH, Jags	3	1	2	0	1	0	1	8
MACGOWAN, John	1	1	2	0	1	0	3	8
PHIPPS, Steven	1	2	3	0	0	1	0	7
Total	107	60	64	56	30	48	123	488

	Repetitions - Last formal preference						Total	Total
	1 (multiple 2nd pref)	2 (multiple 3rd pref)	3 (multiple 4th pref)	4 (multiple 5th pref)	5 (multiple 6th pref)	6 (multiple 7th pref)		
Australian Labor Party								
HADDAD, Ella	5	5	6	3	3	7	29	58
KAMARA, John	3	3	4	1	2	3	16	41
McLAREN, Liam	2	0	0	1	0	1	4	22
McLAUGHLIN, Tessa	1	2	1	0	0	2	6	19
MARTIN, Luke	1	5	3	0	1	2	12	39
SHIRLEY, Craig	3	2	1	1	0	0	7	14
WILLIE, Josh	8	10	11	2	5	11	47	105
Tasmanian Greens								
BAYLEY, Vica	5	1	3	1	3	4	17	32
BURNET, Helen	2	0	4	1	8	3	18	34
CARUANA, Pat	0	0	0	0	1	2	3	7
JONES, Peter	2	1	1	2	0	0	6	15
SHELLEY, Janet	3	1	0	0	3	3	10	24
TEMPLETON, Angus	2	1	0	0	0	1	4	8
VOLF, Nathan	0	1	0	1	0	1	3	7
Group C								
JOHNSTON, Kristie	4	8	14	8	6	2	42	118
Group D								
ARCHER, Elise	0	2	0	5	1	4	12	44
Liberal Party								
BARNETT, Jessica	0	2	3	0	1	2	8	20
BEHRAKIS, Simon	3	0	5	1	4	8	21	53
DI FLORIO, Marilena	0	0	1	2	1	2	6	11
JOHNSTONE, Edwin	1	1	0	0	1	3	6	18
OGILVIE, Madeleine	3	3	2	3	3	2	16	39
VERMEY, Marcus	5	4	5	2	5	2	23	47
WAN, David	2	0	2	0	0	0	4	10
ungrouped								
GOLDSMITH, Jags	0	1	1	0	0	0	2	10
MACGOWAN, John	0	0	0	0	0	0	0	8
PHIPPS, Steven	1	0	0	1	1	0	3	10
Total	56	53	67	35	49	65	325	813

2025 House of Assembly elections

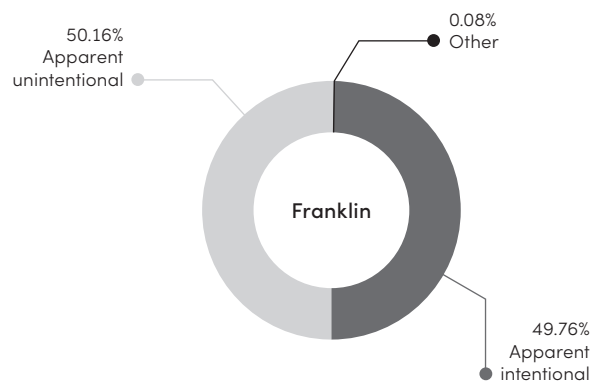
Division of Franklin – Informal ballot paper survey

Apparent intentional informal voting

Blank	874
Deliberate informal or scribble/messages only	986
Total	1,860

Apparent unintentional informality

Contains writing identifying elector	3
Contains only ticks or crosses	480
Some numbers but no first preference	56
One first preference, but includes repetitions or omissions between 2 and 7	1,036
Two or more first preferences	
• 2 first preferences	168
• 3 first preferences	38
• 4 first preferences	24
• 5 first preferences	20
• 6 first preferences	
Consecutive numbers from 1 within each column	39
Other	3
• greater than 6 first preferences	8
Total	1,875
Otherwise determined as informal by the returning officer	3
Total	3,738



Division of Franklin – Repetitions and omissions

This table shows a break down of the informal ballot paper category “One first preference, but includes repetitions or omissions between 2 and 7”. Ballot papers are listed against the candidate that received the first preference, and by last formal preference.

	Omissions - Last formal preference							Total
	1	2	3	4	5 - (no 6th pref)		6	
	(no 2nd pref)	(no 3rd pref)	(no 4th pref)	(no 5th pref)	5 last pref	later prefs	(no 7th pref)	
Australian Labor Party								
BROWN, Meg	5	6	8	4	2	3	12	40
DEANE, Kaspar	7	6	2	4	2	1	4	26
DI VIRGILIO, Traycee	4	1	1	3	0	2	4	15
HANNAN, Chris	4	5	2	2	2	1	5	21
MEYERS, Amelia	1	2	1	1	0	1	1	7
MUNDAY, Jess	6	2	1	1	4	2	6	22
WINTER, Dean	11	5	7	13	7	6	17	66
Group B								
O'BYRNE, David	36	6	15	7	7	6	23	100
Group C								
ALLINSON, Rayne	0	1	0	0	0	0	0	1
BACON, Kirsten	2	0	3	0	0	0	1	6
CHERRIE, Louise	1	0	0	0	1	0	0	2
GEORGE, Peter	9	6	6	3	3	3	22	52
HOUSTON, Anthony	3	0	0	0	1	0	1	5
JENNER, Andrew	0	2	0	0	0	0	0	2
MATERIA, Chrissie	0	0	0	0	0	0	3	3
Liberal Party								
ABETZ, Eric	6	5	8	2	0	2	13	36
GARVIN, Josh	2	1	1	0	0	1	2	7
HOWLETT, Michele	1	4	1	0	1	0	4	11
MILLER, Natasha	4	1	1	2	0	1	3	12
PETRUSMA, Jacquie	8	5	3	5	4	1	8	34
STREET, Nic	5	3	2	2	3	1	3	19
YOUNG, Dean	1	3	4	6	1	2	3	20
Tasmanian Greens								
ALLEN, Carly	0	0	0	0	0	0	2	2
CHAPMAN, Brian	0	0	2	0	0	0	0	2
CORDOVER, Gideon	0	0	0	0	0	0	0	0
DONNELLON, Mark	0	1	0	0	0	0	0	1
FITZGERALD, Owen	0	1	0	1	2	0	1	5
MUNSHI, Adi	0	0	0	0	1	0	0	1
WOODRUFF, Rosalie	3	2	1	6	1	0	4	17
ungrouped								
GIBBENS, Sarah	1	1	1	1	0	0	1	5
WILLINK, Hans Jurriaan	0	2	2	0	1	0	1	6
Total	120	71	72	63	43	33	144	546

Repetitions - Last formal preference								Total	Total
	1 (multiple 2nd pref)	2 (multiple 3rd pref)	3 (multiple 4th pref)	4 (multiple 5th pref)	5 (multiple 6th pref)	6 (multiple 7th pref)	Total	Total	
Australian Labor Party									
BROWN, Meg	7	3	7	6	1	4	28	68	
DEANE, Kaspar	2	4	3	2	0	4	15	41	
DI VIRGILIO, Traycee	1	0	3	3	0	1	8	23	
HANNAN, Chris	2	2	0	0	0	3	7	28	
MEYERS, Amelia	1	0	0	0	0	1	2	9	
MUNDAY, Jess	5	2	1	5	1	6	20	42	
WINTER, Dean	13	8	10	12	8	11	62	128	
Group B									
O'BYRNE, David	7	9	14	8	10	4	52	152	
Group C									
ALLINSON, Rayne	0	0	0	0	0	0	0	1	
BACON, Kirsten	1	0	0	0	0	1	2	8	
CHERRIE, Louise	1	0	0	0	0	0	1	3	
GEORGE, Peter	27	10	11	9	10	15	82	134	
HOUSTON, Anthony	0	0	1	0	1	0	2	7	
JENNER, Andrew	0	0	1	0	0	0	1	3	
MATERIA, Chrissie	0	1	2	0	0	0	3	6	
Liberal Party									
ABETZ, Eric	6	5	4	4	2	16	37	73	
GARVIN, Josh	2	1	0	0	3	3	9	16	
HOWLETT, Michele	6	3	1	0	3	2	15	26	
MILLER, Natasha	0	1	1	3	1	2	8	20	
PETRUSMA, Jacquie	6	6	2	5	3	7	29	63	
STREET, Nic	2	1	5	4	1	6	19	38	
YOUNG, Dean	3	4	2	1	3	2	15	35	
Tasmanian Greens									
ALLEN, Carly	2	0	2	1	0	0	5	7	
CHAPMAN, Brian	2	0	0	1	1	1	5	7	
CORDOVER, Gideon	0	0	1	0	0	0	1	1	
DONNELLON, Mark	0	0	0	0	1	0	1	2	
FITZGERALD, Owen	0	2	1	0	0	3	6	11	
MUNSHI, Adi	1	1	0	0	0	0	2	3	
WOODRUFF, Rosalie	16	10	7	7	3	9	52	69	
ungrouped									
GIBBENS, Sarah	0	0	0	0	0	0	0	5	
WILLINK, Hans Jurriaan	0	0	0	0	0	1	1	7	
Total	113	73	79	71	52	102	490	1,036	

2025 House of Assembly elections

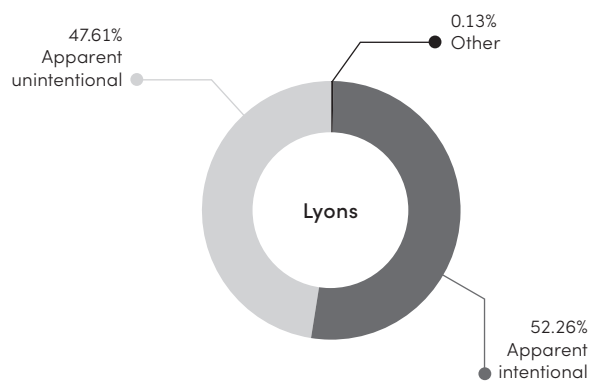
Division of Lyons – Informal ballot paper survey

Apparent intentional informal voting

Blank	1,304
Deliberate informal or scribble/messages only	1,462
Total	2,766

Apparent unintentional informality

Contains writing identifying elector	10	
Contains only ticks or crosses	658	
Some numbers but no first preference	89	
One first preference, but includes repetitions or omissions between 2 and 7	1,286	
Two or more first preferences		
• 2 first preferences	264	
• 3 first preferences	41	
• 4 first preferences	21	
• 5 first preferences	33	
• 6 first preferences	23	
• 7 first preferences		
Consecutive numbers from 1 within each column	47	
Other	17	
• greater than 7 first preferences	31	477
Total	2,520	
Otherwise determined as informal by the returning officer	7	
Total	5,293	



Division of Lyons – Repetitions and omissions

This table shows a break down of the informal ballot paper category “One first preference, but includes repetitions or omissions between 2 and 7”. Ballot papers are listed against the candidate that received the first preference, and by last formal preference.

	Omissions - Last formal preference							Total
	1 (no 2nd pref)	2 (no 3rd pref)	3 (no 4th pref)	4 (no 5th pref)	5 - (no 6th pref)		6 (no 7th pref)	
					5 last pref	later prefs		
Shooters, Fishers, Farmers TAS								
DI FALCO, Carlo	149	29	19	15	15	1	44	272
The Nationals								
HADDON-CAVE, Francis	1	1	0	1	1	0	0	4
JENNER, Andrew	4	2	3	1	5	1	2	18
MANDELSON, Rick	3	1	0	0	2	0	4	10
PYECROFT, Lesley	4	1	1	1	1	1	4	13
TUCKER, John	5	4	1	3	7	1	8	29
Tasmanian Greens								
ALLAN, Alistair	0	1	1	1	0	0	1	4
BADGER, Tabatha	3	2	3	6	2	0	2	18
BROWN, Craig	1	0	1	0	2	0	4	8
CAVANAGH, Joey	0	2	1	0	0	0	2	5
HOUGHTON, Mitch	0	2	0	0	0	0	0	2
RUBENACH-QUINN, Hannah	1	1	2	3	2	0	3	12
SHAPCOTT, Isabel	0	0	1	1	0	0	2	4
Group D								
OFFORD, Angela	6	3	3	0	1	0	4	17
Australian Labor Party								
BATT, Edwin	2	3	4	4	0	0	6	19
BUTLER, Jen	13	9	11	8	7	1	14	63
CAMPBELL, Shannon	2	5	3	3	1	0	3	17
FARRELL, Casey	6	5	3	7	2	1	3	27
GOSS, Richard	5	2	3	6	1	3	1	21
MITCHELL, Brian	10	2	10	1	8	1	13	45
O'DONNELL, Saxon	2	1	2	3	0	0	2	10
Liberal Party								
BARNETT, Guy	11	11	5	9	6	1	19	62
CAMERON, Stephanie	6	3	3	3	1	1	4	21
GROVES, Bree	1	5	0	0	1	2	2	11
HALLETT, Richard	2	3	3	1	3	0	6	18
HOWLETT, Jane	17	14	7	8	8	1	15	70
LYNE, Poppy	0	3	1	3	0	0	7	14
SHELTON, Mark	7	7	3	7	4	0	6	34
ungrouped								
BIGG, Phillip	0	1	0	1	0	1	0	3
BROOMHALL, Ray	1	0	1	0	0	0	1	3
DARE, Paul	0	0	0	0	1	1	2	4
DRACOU LIS, Michelle	1	4	4	1	1	0	3	14
HAWKINS, John	0	2	1	2	2	0	0	7
LEV, Jiri	1	0	0	0	1	0	0	2
MURTAGH, Tennille	0	1	2	0	0	0	1	4
Total	264	130	102	99	85	17	188	885

Repetitions - Last formal preference								Total
	1 (multiple 2nd pref)	2 (multiple 3rd pref)	3 (multiple 4th pref)	4 (multiple 5th pref)	5 (multiple 6th pref)	6 (multiple 7th pref)	Total	Total
Shooters, Fishers, Farmers TAS								
DI FALCO, Carlo	11	8	8	9	3	7	46	318
The Nationals								
HADDON-CAVE, Francis	2	1	1	1	0	0	5	9
JENNER, Andrew	3	1	1	3	0	0	8	26
MANDELSON, Rick	0	0	1	0	0	0	1	11
PYECROFT, Lesley	1	0	1	0	0	0	2	15
TUCKER, John	5	1	2	6	4	0	18	47
Tasmanian Greens								
ALLAN, Alistair	2	2	2	0	0	1	7	11
BADGER, Tabatha	7	7	3	1	4	5	27	45
BROWN, Craig	1	0	1	0	1	0	3	11
CAVANAGH, Joey	0	2	0	1	0	0	3	8
HOUGHTON, Mitch	1	1	0	0	0	1	3	5
RUBENACH-QUINN, Hannah	2	0	1	0	0	0	3	15
SHAPCOTT, Isabel	0	1	0	1	0	1	3	7
Group D								
OFFORD, Angela	1	1	1	1	1	0	5	22
Australian Labor Party								
BATT, Edwin	3	1	2	1	1	5	13	32
BUTLER, Jen	6	7	9	5	0	6	33	96
CAMPBELL, Shannon	2	0	1	4	1	1	9	26
FARRELL, Casey	3	4	5	2	2	6	22	49
GOSS, Richard	8	1	6	2	1	2	20	41
MITCHELL, Brian	3	3	2	2	6	5	21	66
O'DONNELL, Saxon	1	1	0	0	0	1	3	13
Liberal Party								
BARNETT, Guy	6	5	4	3	2	10	30	92
CAMERON, Stephanie	2	4	2	1	2	1	12	33
GROVES, Bree	0	3	0	0	0	0	3	14
HALLETT, Richard	1	1	1	1	3	5	12	30
HOWLETT, Jane	11	4	8	3	4	12	42	112
LYNE, Poppy	2	0	0	1	0	1	4	18
SHELTON, Mark	8	1	5	2	1	2	19	53
ungrouped								
BIGG, Phillip	1	1	0	1	0	0	3	6
BROOMHALL, Ray	0	0	1	0	0	0	1	4
DARE, Paul	0	0	0	0	0	0	0	4
DRACOULIS, Michelle	1	1	1	2	1	1	7	21
HAWKINS, John	3	2	0	1	0	0	6	13
LEV, Jiri	2	0	2	1	0	0	5	7
MURTAGH, Tennille	1	0	0	0	0	1	2	6
Total	100	64	71	55	37	74	401	1,286

Appendix B

Last 3 periodic cycles of Legislative Council elections

2008–2025

Last 6 House of Assembly elections

19 July 2025

23 March 2024

1 May 2021

3 March 2018

15 March 2014

20 March 2010

Legislative Council election statistics

This table contains statistics on the last three periodic cycles of Legislative Council elections. For earlier elections statistics, see previous editions of this publication.

		No. of candidates	Electors Enrolled	Electors who voted		Pre-poll voters		Postal voters				Informal votes	
				Number	% of enrolled electors	Number	% of electors who voted	Number issued	% of enrolled electors	Number admitted	% of electors who voted	Number	% of electors who voted
2008	Huon	2	24,539	20,332	82.86%	777	3.82%	1,987	8.10%	1,793	8.82%	748	3.68%
	Rosevears	2	23,402	18,760	80.16%	1,107	5.90%	1,369	5.85%	1,244	6.63%	881	4.70%
Elections conducted on new boundaries determined 10 May 2008													
2009	Derwent	3	24,491	20,098	82.06%	448	2.23%	1,495	6.10%	1,335	6.64%	855	4.25%
	Mersey	4	23,568	20,271	86.01%	2,148	10.60%	1,134	4.81%	1,010	4.98%	564	2.78%
	Windermere	5	23,311	18,756	80.46%	832	4.44%	1,530	6.56%	1,411	7.52%	672	3.58%
	Pembroke by-election	8	24,697	21,005	85.05%	2,445	11.64%	1,876	7.60%	1,683	8.01%	740	3.52%
2010	Apsley	1	UNCONTESTED										
	Elwick	3	25,242	20,476	81.19%	2,481	12.12%	2,007	7.95%	1,814	8.86%	842	4.10%
2011	Derwent by-election	5	24,905	21,085	84.66%	1,359	6.45%	1,578	6.34%	1,407	6.67%	1,410	6.69%
	Launceston	4	23,689	20,010	84.47%	2,270	11.34%	1,409	5.95%	1,276	6.38%	673	3.36%
	Murchison	1	UNCONTESTED										
	Rumney	6	25,289	21,578	85.33%	1,946	9.02%	1,519	6.01%	1,421	6.59%	968	4.49%
2012	Hobart	6	23,690	17,949	75.77%	1,265	7.05%	1,606	6.78%	1,402	7.81%	550	3.06%
	Western Tiers	2	23,478	19,136	81.51%	398	2.08%	1,973	8.40%	1,771	9.25%	1,080	5.64%
2013	Montgomery	4	23,866	20,715	86.80%	2,184	10.54%	1,374	5.76%	1,209	5.84%	1,096	5.29%
	Nelson	4	22,983	18,818	81.88%	1,906	10.13%	1,799	7.83%	1,572	8.35%	668	3.55%
	Pembroke	3	24,727	21,260	85.98%	1,928	9.07%	1,981	8.01%	1,802	8.48%	774	3.64%
2014	Huon	7	25,276	21,528	85.17%	855	3.97%	2,310	9.14%	2,049	9.52%	912	4.24%
	Rosevears	2	25,047	20,369	81.32%	2,419	11.88%	1,663	6.64%	1,428	7.01%	728	3.57%
2015	Derwent	2	25,816	20,698	80.18%	1,340	6.47%	1,539	5.96%	1,399	6.76%	1,283	6.20%
	Mersey	2	23,857	20,245	84.86%	2,256	11.14%	1,204	5.05%	1,098	5.42%	737	3.64%
	Windermere	4	23,374	18,375	78.61%	1,209	6.58%	1,634	6.99%	1,488	8.10%	972	5.29%
2016	Apsley	4	23,334	19,623	84.10%	1,979	10.09%	1,810	7.76%	1,580	8.05%	788	4.02%
	Elwick	3	25,580	20,135	78.71%	2,407	11.95%	1,585	6.20%	1,411	7.01%	1,019	5.06%
2017	Launceston	6	24,270	20,441	84.22%	2,410	11.79%	1,768	7.28%	1,520	7.44%	746	3.65%
	Murchison	2	24,145	20,392	84.46%	2,643	12.96%	1,611	6.67%	1,401	6.87%	676	3.32%
	Rumney	6	27,891	23,554	84.45%	2,768	11.75%	1,743	6.25%	1,515	6.43%	919	3.90%
	Pembroke by-election	7	26,079	22,266	85.38%	3,393	15.24%	1,672	6.41%	1,479	6.64%	772	3.47%
Elections conducted on new boundaries determined 5 August 2017													
2018	Hobart	6	24,665	18,849	76.42%	2,491	13.22%	1,687	6.84%	1,419	7.53%	554	2.94%
	Prosser	13	23,527	20,345	86.48%	2,614	12.85%	2,061	8.76%	1,880	9.24%	1,018	5.00%
2019	Montgomery	4	27,913	23,520	84.26%	4,656	19.80%	1,156	4.14%	1,020	4.34%	889	3.78%
	Nelson	10	24,086	19,826	82.31%	4,135	20.86%	1,288	5.35%	1,077	5.43%	547	2.76%
	Pembroke	5	22,980	19,583	85.22%	3,428	17.50%	1,290	5.61%	1,129	5.77%	632	3.23%

		No. of candidates	Electors Enrolled	Electors who voted		Pre-poll voters		Postal voters				Informal votes	
				Number	% of enrolled electors	Number	% of electors who voted	Number issued	% of enrolled electors	Number admitted	% of electors who voted	Number	% of electors who voted
2020	Huon	6	26,048	22,287	85.56%	1,787	8.02%	10,964	42.09%	10,366	46.51%	571	2.56%
	Rosevears	6	27,503	23,326	84.81%	2,758	11.82%	11,445	41.61%	10,732	46.01%	462	1.98%
2021	Derwent	3	26,618	21,730	81.64%	4,375	20.13%	2,162	8.12%	1,734	7.98%	1,217	5.60%
	Mersey	1	28,627	UNCONTESTED									
	Windermere	5	27,342	22,360	81.78%	4,309	19.27%	2,526	9.24%	2,051	9.17%	1,084	4.85%
2022	Elwick	3	23,925	18,668	78.03%	2,352	12.60%	7,076	29.58%	6,450	34.55%	680	3.64%
	Huon by-election	5	26,876	23,166	86.20%	1,605	6.93%	10,037	37.35%	9,313	40.20%	615	2.65%
	McIntyre	3	29,391	24,394	83.00%	3,323	13.62%	8,785	29.89%	7,989	32.75%	869	3.56%
	Pembroke by-election	5	23,286	18,905	81.19%	4,660	24.65%	1,923	8.26%	1,730	9.15%	574	3.04%
2023	Launceston	2	25,361	20,895	82.39%	4,238	20.28%	2,622	10.34%	2,381	11.40%	1,020	4.88%
	Murchison	4	28,114	23,949	85.19%	5,960	24.89%	1,952	6.94%	1,756	7.33%	936	3.91%
	Rumney	4	27,606	22,744	82.39%	3,994	17.56%	2,352	8.52%	2,060	9.06%	726	3.19%
2024	Elwick by-election	4	23,669	19,134	80.84%	6,030	31.51%	1,833	7.74%	1,654	8.64%	816	4.26%
	Hobart	7	24,538	19,769	80.56%	4,370	22.11%	1,923	7.84%	1,706	8.63%	497	2.51%
	Prosser	5	27,419	22,365	81.57%	6,454	28.86%	1,977	7.21%	1,785	7.98%	856	3.83%
2025	Montgomery	5	29,824	24,548	82.31%	7,800	31.77%	1,627	5.46%	1,413	5.76%	906	3.69%
	Nelson	3	25,560	20,985	82.10%	6,452	30.75%	1,799	7.04%	1,599	7.62%	394	1.88%
	Pembroke	5	23,438	19,771	84.35%	5,586	28.25%	1,868	7.97%	1,644	8.32%	449	2.27%

Note:

Since 2006, voters issued with interstate pre-polls and Antarctic votes have been counted as postal votes.

Since 2010, express votes have also been included with the postal count.

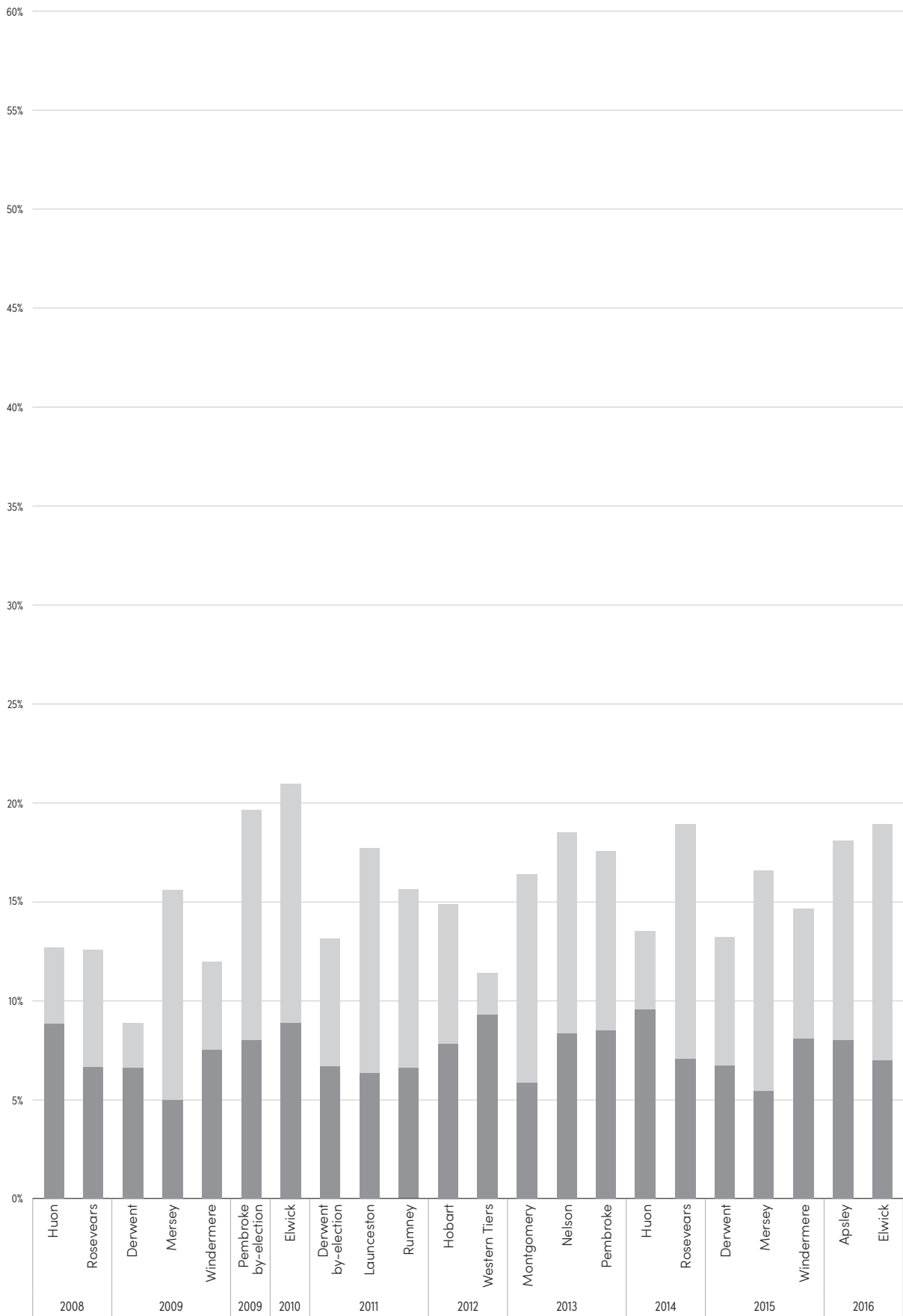
During the COVID pandemic in 2020 the TEC encouraged postal voting, resulting in a higher percentage of postal ballots.

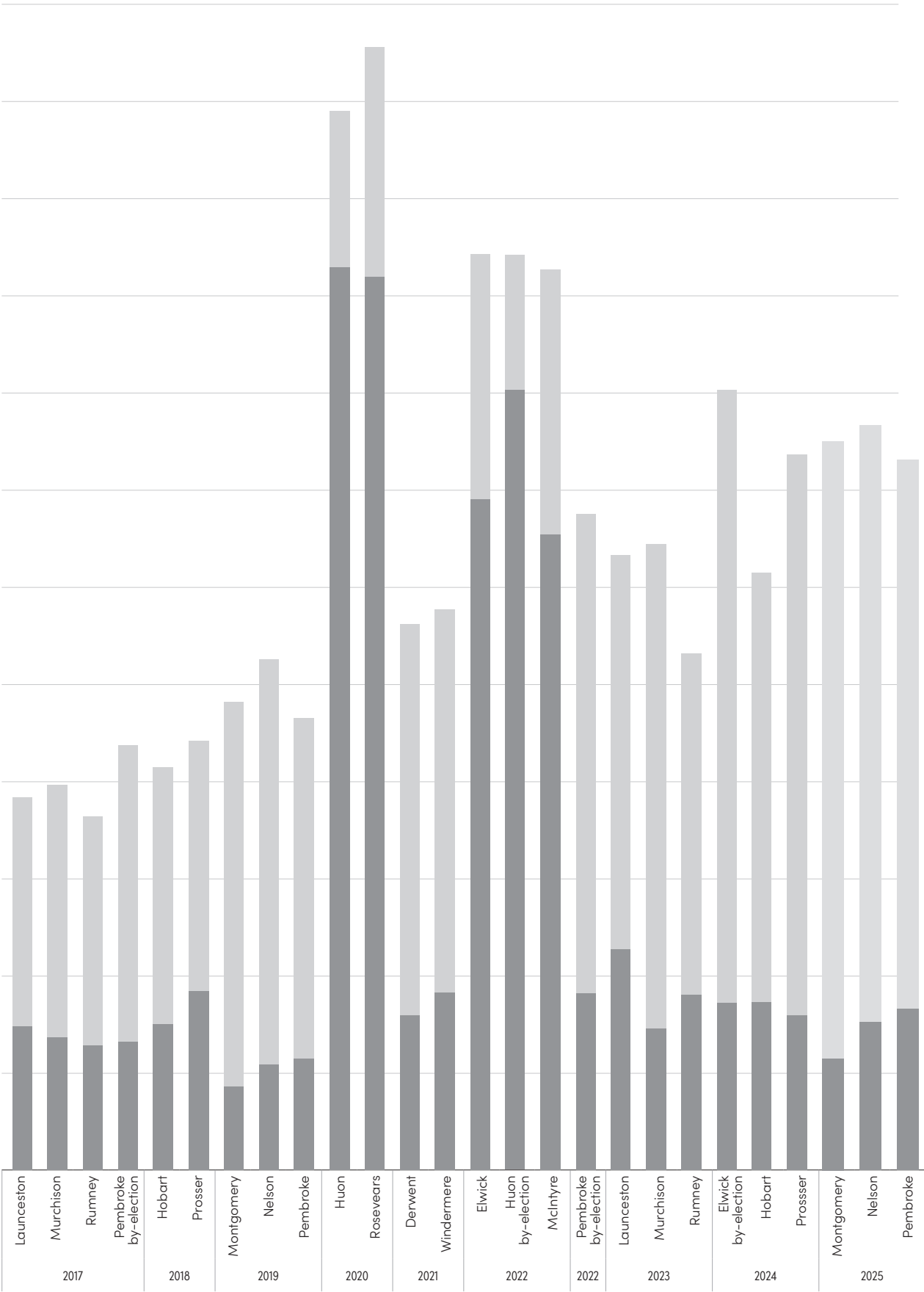
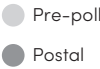
The 2021 Legislative Council elections were held concurrently with the State House of Assembly election.

At the 2022 Elwick, Huon and McIntyre elections held in May, a postal vote application form was included in an information pack sent to all electors, resulting in a higher percentage of postal votes.

Since 2022, telephone votes have been included in the postal count.

Early votes (pre-poll and postal) admitted as a percentage of electors who voted





House of Assembly election statistics

General election statistics

	20-Mar-10	15-Mar-14	3-Mar-18	1-May-21	23-Mar-24	19-Jul-25
Estimated mean population	504,400	513,400	524,700	541,500	574,700	576,100
Voting Eligible Population (VEP)	n/a	382,263	389,894	404,844	415,007	415,856
Close of roll enrolment	357,315	366,442	381,183	394,432	408,197	412,905
Enrolment (% of mean population)	70.84	71.38	72.65	72.84	71.03	71.67
Enrolment rate (% of VEP)	n/a	95.86	97.77	97.43	98.36	99.29
Ballot papers cast	335,353	342,595	352,180	359,805	372,077	371,822
% of electors on the roll	93.85	93.49	92.39	91.22	91.15	90.05
Formal ballot papers	320,438	326,163	334,871	341,350	348,612	350,121
Informal ballot papers	14,915	16,432	17,309	18,455	23,465	21,701
Informality rate (%)	4.45	4.80	4.91	5.13	6.31	5.84
No. of candidates	89	126	109	105	167	161
No. of deposits forfeited	37	47	55	50	85	87
No. elected at first count	6	8	7	5	4	6
Total number of counts*	194	330	253	203	340	403
Greatest no. of counts in a division	59	87	73	52	85	92

* Number of members in Tasmania's House of Assembly increased in 2024 from 25 to 35, with each division increasing from 5 members to 7.

Party representation

	Liberal Party		Australian Labor Party		Tasmanian Greens		Jacqui Lambie Network		Other		
	Proportion of seats	Seats won	Proportion of seats	Seats won	Proportion of seats	Seats won	Proportion of seats	Seats won	Proportion of seats	Seats won	
2025	13.95	14	9.05	10	5.05	5	-	-	6.94	6	35 Members
2024	12.83	14	10.15	10	4.86	5	2.34	3	4.82	3	35 Members
2021	12.18	13	7.05	9	3.09	2	-	-	2.67	1	25 Members
2018	12.56	13	8.16	10	2.57	2	-	-	1.70	0	25 Members
2014	12.80	15	6.83	7	3.46	3	-	-	1.91	0	25 Members
2010	9.75	10	9.22	10	5.40	5	-	-	0.63	0	25 Members

Close of roll enrolment

	Bass	Braddon	Clark [^]	Franklin	Lyons	Tasmania
2025	80,566	84,566	74,385	83,928	89,460	412,905
2024	80,126	83,875	74,236	82,238	87,722	408,197
2021	78,182	81,211	73,998	78,130	82,911	394,432
2018	74,624	73,601	74,397	79,290	79,271	381,183
2014	72,754	72,238	72,445	74,189	74,816	366,442
2010	71,305	72,016	71,322	70,326	72,346	357,315

Ballot papers cast

	Bass	Braddon	Clark [^]	Franklin	Lyons	Tasmania	Percentage
2025	71,993	75,698	67,157	76,745	80,229	371,822	90.05%
2024	72,630	76,213	67,258	76,156	79,820	372,077	91.15%
2021	70,896	73,924	67,131	72,289	75,565	359,805	91.22%
2018	68,499	68,098	68,026	74,161	73,396	352,180	92.39%
2014	67,589	67,757	67,174	69,893	70,182	342,595	93.49%
2010	66,860	67,773	66,317	66,593	67,810	335,353	93.85%

Informality rate (%)

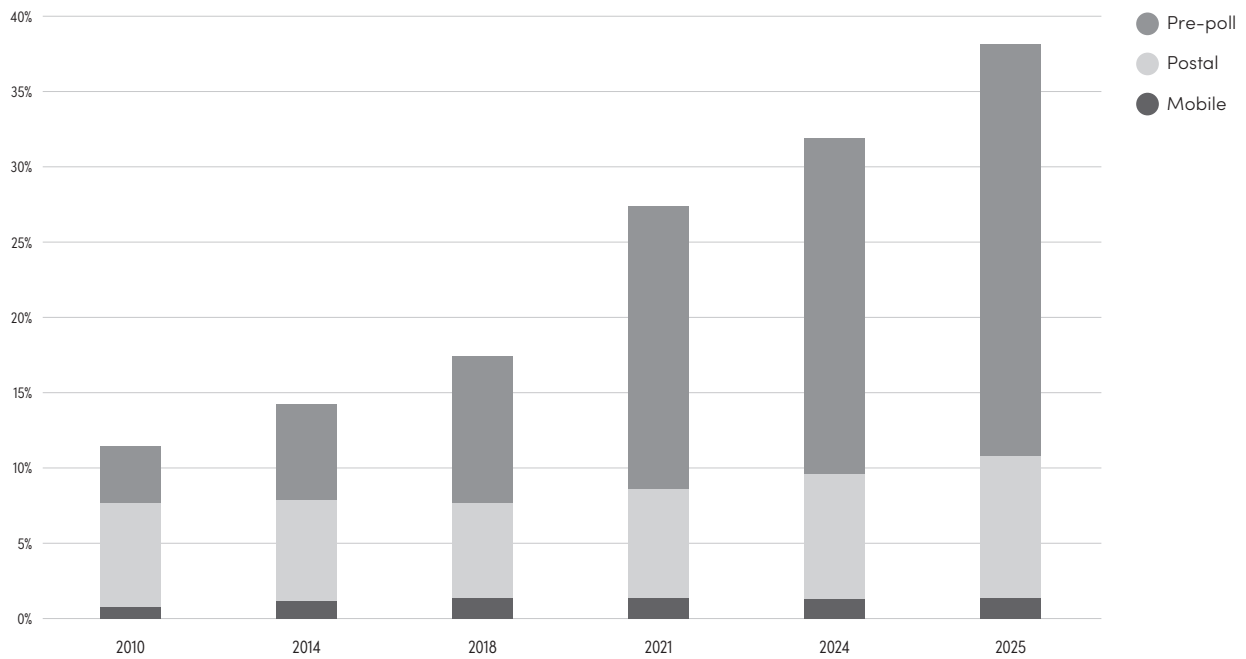
	Bass	Braddon	Clark [^]	Franklin	Lyons	Tasmania
2025	6.31	6.62	4.64	4.87	6.60	5.84
2024	6.48	6.85	5.43	5.40	7.23	6.31
2021	5.00	5.36	5.03	4.19	6.01	5.13
2018	5.14	5.57	4.17	4.03	5.69	4.91
2014	4.63	5.12	4.79	3.99	5.45	4.80
2010	4.73	4.86	3.83	3.83	4.97	4.45

[^]was Division of Denison prior to 2021 elections. Following amendments to the *Constitution Act*, which gained Royal Assent on 28 September 2018, House of Assembly electoral names and boundaries were updated to match changes to Federal divisions.

Special votes admitted

	2010	2014	2018	2021	2024	2025
Polling Day - Out of Division	20,890	21,649	23,311	17,444	16,264	14,075
Provisional	3,315	1,979	1,488	1,665	1,181	1,180
Early votes						
Pre-poll	13,456	22,830	36,426	69,644	82,719	101,570
Postal	24,101	24,086	23,425	26,942	30,832	35,299
Mobile	2,720	4,197	4,933	4,992	4,787	4,992
Total Early votes	40,277	51,113	64,784	101,578	118,338	141,861
Total	64,482	74,741	89,583	120,687	135,783	157,116

Early votes (pre-poll, postal, mobile special votes) admitted as a percentage of total ballot papers cast



Exhausted votes

	Bass	Braddon	Clark [^]	Franklin	Lyons	Tasmania
2025	5,383	2,824	1,954	2,237	5,242	17,640
2024	4,953	3,317	3,475	2,947	4,182	18,874
2021	3,529	2,635	3,020	1,641	1,706	12,531
2018	5,983	4,934	2,992	1,191	7,224	22,324
2014	4,948	5,516	6,630	2,212	3,458	22,764
2010	2,635	2,224	2,830	2,896	2,128	12,713

[^]was Division of Denison prior to 2024 elections. Following amendments to the *Constitution Act*, which gained Royal Assent on 28 September 2018, House of Assembly electoral names and boundaries were updated to match changes to Federal divisions.

Appendix C

Candidate details

2025 Legislative Council elections

2025 House of Assembly elections

Legislative Council candidate details

2025 Periodic elections

Division of Montgomery

BRIGGS, Darren	Doctor - General Practitioner	Penguin	Tasmanian Greens
BURNETT, Gatty	Student	Devonport	
[^] HISCUTT, Casey	Senior Estimator	Spreyton	Independent
PARRY, Stephen	Company Director	Ulverstone	Liberal Party
PICKIN, Adrian	Ranger	Burnie	Shooters, Fishers, Farmers TAS

Division of Nelson

VERMEY, Marcus	Butcher	West Hobart	Liberal Party
VOLF, Nathan	Social Worker	Sandy Bay	Tasmanian Greens
^{*^} WEBB, Meg	Member of the Legislative Council	Mount Nelson	Independent

Division of Pembroke

ALLEN, Carly	Graphic Designer and Marketing	Mornington	Tasmanian Greens
^{*^} EDMUNDS, Luke	Member of the Legislative Council	Bellerive	Australian Labor Party
LORING, Steve	Support Worker	Carlton River	Shooters, Fishers, Farmers TAS
MULDER, Tony	Councillor	Howrah	Independent
RITCHIE, Allison	General Manager Hobart PCYC	Runnymede	Independent

* denotes incumbent member

[^] denotes elected candidate

House of Assembly candidate details

Division of Bass

Tasmanian Greens

BALL, Lauren	Student	Rowella
FITTLER, Jack	Policy and Parliamentary Adviser	South Launceston
HALL, Tom	Medical Doctor	Launceston
LAYTON-BENNETT, Anne	Writer	Swan Bay
McLENNAN, Charlene	Solicitor	Trevallyn
MARCH, Eric	Dentist	Trevallyn
*^ ROSOL, Cecily	Member of Parliament	South Launceston

The Nationals

ARMSTRONG, Angela	Lawyer	Low Head
COOPER, Carl	Farmer	Rowella

Australian Labor Party

ANDERSON, Melissa	Public Servant	Invermay
*^ FINLAY, Janie	Member of Parliament	St Leonards
GORDON, Will	Registered Nurse	Trevallyn
^ GREENE, Jess	Union Organiser	Riverside
LYONS, Geoff	Retired	Riverside
MOORE, Luke	Marine Engineer	Trevallyn
THOMAS, Peter	Finance Executive	Clarence Point

Liberal Party

^ ARCHER, Bridget	Farmer	George Town
*^ FAIRS, Rob	Member of Parliament	South Launceston
*^ FERGUSON, Michael	Member of Parliament	Trevallyn
GATENBY, Chris	Senior Adviser	West Launceston
QUAILE, Sarah	Government Adviser	Launceston
SLADDEN, Julie	Councillor	Legana
* WOOD, Simon	Member of Parliament	Newstead

Group E

^ RAZAY, George	Physician	Launceston
-----------------	-----------	------------

Shooters, Fishers, Farmers TAS

FRYDRYCH, Michal	Retired	Legana
------------------	---------	--------

ungrouped

DAVENPORT, Jack	Social Worker	Blackwall
EDWARDS, Fenella	Artist	Trevallyn
GROAT, Daniel	Sales Representative	Kings Meadows
LARNER, Caroline	Owner Builder	Gravelly Beach
* PENTLAND, Rebekah	Member of Parliament	White Hills
WALKER, Tim	Councillor	South Launceston

* denotes incumbent member

^ denotes elected candidate

Division of Braddon**Tasmanian Greens**

BLEYER, Vanessa	Lawyer	Stanley
FERGUS, Haru	Student	Ulverstone
JORDAN, Scott	Campaigner	Burnie
KINGSTON, Thomas	Retired	Port Sorell
MORROW, Erin	Health Worker	Devonport
WARD, Susanne	Manager	Devonport
WILDEN, Petra	Laboratory Technician	Tugrah

Group B

BALDOCK, Claudia	Councillor	Port Sorell
COURTNEY, Andrea	Mental Health Worker	Wynyard
HARRISON, Cristale	Community Advocate	Shearwater
MARTIN, Adam	Builder	Ridgley
REDGRAVE, James	Volunteer Leader	Shearwater
RYAN, Malcolm	Chocolatier	Latrobe

Group C

BADCOCK, Joel	Consultant	Devonport
---------------	------------	-----------

Group D

*^ GARLAND, Craig	Member of Parliament	Boat Harbour
-------------------	----------------------	--------------

Australian Labor Party

*^ BROAD, Shane	Member of Parliament	Turners Beach
DIPROSE, Amanda	Councillor	Ulverstone
*^ DOW, Anita	Member of Parliament	Romaine
FULLER, Cheryl	Mayor	West Ulverstone
HUNT, Kelly (Hooch)	Public Engagement Officer	Forth
LUKE, Adrian	Company Director	Spreyton
WOODHOUSE, Tara	Retail Sales Assistant	Ulverstone

Liberal Party

*^ ELLIS, Felix	Member of Parliament	Sassafras
*^ JAENSCH, Roger	Member of Parliament	Wynyard
PARRY, Stephen	Company Director	Ulverstone
^ PEARCE, Gavin	Farmer	Lapoinya
*^ ROCKLIFF, Jeremy	Member of Parliament	Sassafras
SIMPSON, Giovanna	Deputy Mayor	Havenview
WYLIE, Kate	Councillor	Turners Beach

The Nationals

* BESWICK, Miriam	Member of Parliament	Devonport
ROBERTS, Andrew	Property Maintenance Contractor	Deloraine

Shooters, Fishers, Farmers TAS

PICKIN, Adrian	Ranger	Burnie
----------------	--------	--------

ungrouped

BARNES, Dami	Pole Dancing Instructor	Miandetta
BURNETT, Gatty	Student	Devonport
HAMILTON, Jennifer	President of The Coastal Voice	Ulverstone
MILLET, Ernst	Paramedic	Devonport
MORGAN, Matthew	Tourism Boat Skipper	Smithton
WELLS, Melissa Jane	Carer	South Forest

* denotes incumbent member

^ denotes elected candidate

House of Assembly candidate details, cont'd

Division of Clark

Australian Labor Party

*^ HADDAD, Ella	Member of Parliament	Lenah Valley
KAMARA, John	Public Servant	Granton
McLAREN, Liam	Event Organiser	South Hobart
McLAUGHLIN, Tessa	Electrician	Lenah Valley
MARTIN, Luke	Adviser	Berriedale
SHIRLEY, Craig	Union Administrative Officer	Claremont
*^ WILLIE, Josh	Member of Parliament	Moonah

Tasmanian Greens

*^ BAYLEY, Vica	Member of Parliament	Taroona
*^ BURNET, Helen	Member of Parliament	North Hobart
CARUANA, Pat	Media Adviser	North Hobart
JONES, Peter	Volunteer Worker	Lenah Valley
SHELLEY, Janet	Sustainability Manager	Lenah Valley
TEMPLETON, Angus	Tour Guide	Sandy Bay
VOLF, Nathan	Social Worker	Sandy Bay

Group C

*^ JOHNSTON, Kristie	Member of Parliament	Glenorchy
----------------------	----------------------	-----------

Group D

ARCHER, Elise	Lawyer	Tolmans Hill
---------------	--------	--------------

Liberal Party

BARNETT, Jessica	Adviser	Mount Nelson
* BEHRAKIS, Simon	Member of Parliament	New Town
DI FLORIO, Marilena	Senior Program Officer	Glenorchy
JOHNSTONE, Edwin	Self Employed	Battery Point
*^ OGILVIE, Madeleine	Member of Parliament	South Hobart
^ VERMEY, Marcus	Butcher	West Hobart
WAN, David	Policy Officer	Rokeby

ungrouped

GOLDSMITH, Jags	Mentor	Howden
MACGOWAN, John	Public Relations Consultant	Glenorchy
PHIPPS, Steven	Scientist	Sandy Bay

* denotes incumbent member

^ denotes elected candidate

Division of Franklin

Australian Labor Party

*^ BROWN, Meg	Member of Parliament	Warrane
DEANE, Kaspar	Teacher	Taroona
DI VIRGILIO, Traycee	Director	Howrah
HANNAN, Chris	Mental Health Social Worker	Seven Mile Beach
MEYERS, Amelia	Student	Tranmere
MUNDAY, Jess	Union Secretary	Blackmans Bay
*^ WINTER, Dean	Member of Parliament	Kingston Beach

Group B

*^ O'BYRNE, David	Member of Parliament	New Town
-------------------	----------------------	----------

Group C

ALLINSON, Rayne	Writer	Taroona
BACON, Kirsten	Educator	Kingston Beach
CHERRIE, Louise	Environmental Consultant	Mount Stuart
^ GEORGE, Peter	Writer	Deep Bay
HOUSTON, Anthony	Retired Farmer	Cambridge
JENNER, Andrew	House Husband	Seven Mile Beach
MATERIA, Chrissie	Consultant	Woodbridge

Liberal Party

*^ ABETZ, Eric	Member of Parliament	Blackmans Bay
GARVIN, Josh	Lawyer	Oakdowns
HOWLETT, Michele	Small Business Owner	Seven Mile Beach
MILLER, Natasha	Ministerial Adviser	Acton Park
*^ PETRUSMA, Jacquie	Member of Parliament	Roches Beach
* STREET, Nic	Member of Parliament	Blackmans Bay
YOUNG, Dean	Ministerial Adviser	Bellerive

Tasmanian Greens

ALLEN, Carly	Graphic Designer	Mornington
CHAPMAN, Brian	Retired	Bellerive
CORDOVER, Gideon	Councillor	Allens Rivulet
DONNELLON, Mark	Software Engineer	Huntingfield
FITZGERALD, Owen	Electoral Officer	South Arm
MUNSHI, Adi	Office Manager	Kingston
*^ WOODRUFF, Rosalie	Member of Parliament	Lymington

ungrouped

GIBBENS, Sarah	Business Owner	Blackmans Bay
WILLINK, Hans Jurriaan	IT Project Management	Acton Park

* denotes incumbent member

^ denotes elected candidate

Division of Lyons

Shooters, Fishers, Farmers TAS

[^] DI FALCO, Carlo	Retired	Forcett
------------------------------	---------	---------

The Nationals

HADDON-CAVE, Francis	Retired	West Hobart
* JENNER, Andrew	Member of Parliament	Richmond
MANDELSON, Rick	Accountant	Oatlands
PYECROFT, Lesley	Registered Nurse	Perth
TUCKER, John	Farmer	St Helens

Tasmanian Greens

ALLAN, Alistair	Environmental Campaigner	Dodges Ferry
* [^] BADGER, Tabatha	Member of Parliament	Ellendale
BROWN, Craig	Retired Medical Practitioner	Eaglehawk Neck
CAVANAGH, Joey	Retail Worker	Bridgewater
HOUGHTON, Mitch	Social Work Student	Blackstone Heights
RUBENACH-QUINN, Hannah	Small Business Owner	St Marys
SHAPCOTT, Isabel	Support Officer	Deloraine

Group D

OFFORD, Angela	Veterinarian	White Hills
----------------	--------------	-------------

Australian Labor Party

BATT, Edwin	Lawyer	Melton Mowbray
* [^] BUTLER, Jen	Member of Parliament	St Helens
CAMPBELL, Shannon	Conveyancer	Copping
* FARRELL, Casey	Member of Parliament	New Norfolk
GOSS, Richard	Teacher	Longford
[^] MITCHELL, Brian	Retired	Penna
O'DONNELL, Saxon	Pharmacy Student	Midway Point

Liberal Party

* [^] BARNETT, Guy	Member of Parliament	Newstead
CAMERON, Stephanie	Deputy Mayor	Chudleigh
GROVES, Bree	Administrator	Selbourne
HALLETT, Richard	Farmer	Hollow Tree
* [^] HOWLETT, Jane	Member of Parliament	Battery Point
LYNE, Poppy	Company Director	Campbell Town
* [^] SHELTON, Mark	Member of Parliament	Bracknell

ungrouped

BIGG, Phillip	Tradesman	New Norfolk
BROOMHALL, Ray	Barrister at Law	Lewisham
DARE, Paul	Retired	Levendale
DRACOULIS, Michelle	Mayor	New Norfolk
HAWKINS, John	Retired Farmer	Chudleigh
LEV, Jiri	Architect	Ross
MURTAGH, Tennille	Security Guard	Bridgewater

* denotes incumbent member

[^] denotes elected candidate

Appendix D

Polling place details

2025 Legislative Council elections

2025 House of Assembly elections

Legislative Council polling place details

2025 Periodic elections

Division of Montgomery				
Polling place name	Locality	Premise name	Address	Postcode
Acton	Acton	Burnie Child and Family Centre	36 Thorne St	7320
Claude Road	Claude Road	Claude Road Memorial Hall	787 Claude Rd	7306
Forth	Forth	Forth Community Hall	680 Forth Rd	7315
Gawler	Gawler	Gawler Hall	15 Top Gawler Rd	7315
Havenview	Havenview	Havenview Primary School	15 Marriott St	7320
Heybridge	Heybridge	Blythe Heads Hall	1 Sice Ave	7316
Highclere	Highclere	Highclere Community Centre	1558 Ridgley Hwy	7321
Lower Barrington	Lower Barrington	Lower Barrington Community Hall	1027 Sheffield Rd	7306
Natone	Natone	Natone Primary School	100 Upper Natone Rd	7321
North Motton	North Motton	North Motton Hall	578 Preston Rd	7315
Penguin	Penguin	Penguin Uniting Church Hall	50 Main Rd	7316
Preston	Preston	Preston Community Centre	1833 Preston Rd	7315
Riana	Riana	Riana Community Centre	1221 Pine Rd	7316
Ridgley	Ridgley	Ridgley Primary School	904 Ridgley Hwy	7321
Romaine	Romaine	Romaine Park Primary School	Cnr Roslyn Ave and Mount St	7320
Sheffield	Sheffield	Sheffield Town Hall	66 High St	7306
South Riana	South Riana	South Riana Hall	776 South Riana Rd	7316
Sprent	Sprent	Sprent Primary School	1245 Castra Rd	7315
Stowport	Stowport	Stowport Public Hall	580 Stowport Rd	7321
Sulphur Creek	Sulphur Creek	Sulphur Creek Hall	310 Preservation Dr	7316
Turners Beach	Turners Beach	Turners Beach Community Centre	Henry St	7315
Ulverstone Central	Ulverstone	Ulverstone Senior Citizens Club	16 King Edward St	7315
Ulverstone East	Ulverstone	East Ulverstone Primary School	18 Crawford St	7315
Ulverstone South	Ulverstone	Ulverstone Secondary College	38 Leven St	7315
West Ulverstone	West Ulverstone	West Ulverstone Primary School	34 Maud St	7315
Wilmot	Wilmot	Wilmot Primary School	61 Main Rd	7310
Wivenhoe	Wivenhoe	Wivenhoe Campus Leighland Christian School	Stowport Rd	7320

2025 Periodic elections, cont'd

Division of Nelson				
Polling place name	Locality	Premise name	Address	Postcode
Blackmans Bay	Blackmans Bay	Blackmans Bay Primary School	177 Roslyn Ave	7052
Dynnyrne	Dynnyrne	Princes Street Primary School	Randall St	7005
Kingston	Kingston	Kingborough Community Hub	7 Goshawk Way	7050
Kingston Beach	Kingston Beach	Kingston Beach Community Hall	20 Beach Rd	7050
Kingston West	Kingston	Kingston Sea Scouts Hall	Kingston View Drive	7050
Lower Sandy Bay	Sandy Bay	Sandy Bay Infant School	568 Sandy Bay Rd	7005
Maranoa Heights	Kingston	Southern Christian College	150 Redwood Rd	7050
Mount Nelson	Mount Nelson	Mount Nelson Primary School	388 Nelson Rd	7007
Sandy Bay	Sandy Bay	Wellspring Anglican Church Hall	43-47 Grosvenor St	7005
Sandy Bay Beach	Sandy Bay	Harold Gregg Centre (Sandown Village)	1 Southerwood Dr	7005
Taroona	Taroona	Taroona Primary School	104 Channel Hwy	7053
Waimea Heights	Sandy Bay	Waimea Heights Primary School	12 Balfour Ct	7005

Division of Pembroke				
Polling place name	Locality	Premise name	Address	Postcode
Bellerive	Bellerive	Bellerive Primary School	20 Leslie St	7018
Clarence	Bellerive	Clarence High School	25 Wentworth St	7018
Geilston Bay	Geilston Bay	Lindisfarne North Primary School	271 East Derwent Hwy	7015
Howrah	Howrah	Howrah Scout Hall	Howrah Primary School, Howrah Rd	7018
Howrah East	Howrah	Howrah Church of Christ	30 Holland Ct	7018
Lindisfarne	Lindisfarne	Lindisfarne Primary School	17 Loatta Rd	7015
Lindisfarne Village	Lindisfarne	Lindisfarne Community Activities Centre	37A Lincoln St	7015
Montagu Bay	Montagu Bay	Montagu Bay Primary School	10 Conara Rd	7018
Mornington	Mornington	Citywide Baptist Church	400 Cambridge Rd	7018
Tranmere	Howrah	Tranmere Hall	27 Tranmere Rd	7018
Warrane	Warrane	Warrane Primary School	213 Cambridge Rd	7018

Pre-poll voting centres				
Division	Locality	Premise name	Address	Postcode
Montgomery	Burnie	Upper Burnie Memorial Hall	242 Mount St	7320
Montgomery	Sheffield	Sheffield Town Hall	66 High St	7306
Montgomery	Ulverstone	Ulverstone Civic Centre	Cnr Victoria & Patrick St	7315
Nelson	Hobart	Icon Complex	Lower level, Shop 9, 55 Murray St, Hobart	7000
Nelson	Kingston	Kingborough Community Hub	7 Goshawk Way, Kingston	7050
Pembroke	Bellerive	Clarence Uniting Church	Cnr Cambridge Rd and York St	7018

2025 House of Assembly polling place details

Division of Bass				
Polling place name	Locality	Premise name	Address	Postcode
Beaconsfield	Beaconsfield	Beaconsfield Senior Citizens' Hall	92 Weld St	7270
Beauty Point	Beauty Point	Beauty Point Uniting Church Hall	7 Beatty St	7270
Branxholm	Branxholm	Branxholm Community Hall	9 Stoke St	7261
Bridport	Bridport	Bridport Hall	Main St	7262
Dilston	Dilston	Dilston Fire Station	642 John Lees Dr	7252
East Launceston	East Launceston	East Launceston Primary School	18 Mary St	7250
Exeter	Exeter	Exeter High School	28 Glen Ard Mohr Rd	7275
Five Ways	South Launceston	St Mark's Church Hall	6 Hobart Rd	7249
George Town	George Town	George Town Memorial Hall	29-67 Macquarie St	7253
George Town South	George Town	George Town South Primary School	48-70 Franklin St	7253
Gladstone	Gladstone	Gladstone Hall	1 Carr St	7264
Glengarry	Glengarry	St Canice Church Hall	33 Glengarry Rd	7275
Gravelly Beach	Gravelly Beach	Gravelly Beach Main Hall	401 Gravelly Beach Rd	7276
Hillwood	Hillwood	Hillwood Memorial Hall	280 Jetty Rd	7252
Inveresk	Invermay	Invermay Primary School	35-43 Mayne St	7248
Invermay	Inveresk	The Tramsheds Function Centre	4 Invermay Rd	7248
Karoola	Karoola	Karoola Hall	1126 Pipers River Rd	7267
Kelso	Kelso	Kelso Community Centre	Foreshore Rd	7270
Kings Meadows	Kings Meadows	Kings Meadows Community Hub	8A Blaydon St	7249
Lady Barron	Lady Barron	Lady Barron Memorial Hall	10 Main St	7255
Launceston	Launceston	Pilgrim Uniting Church	36 Paterson St	7250
Launceston Central	Launceston	Chalmers Hall	163 St John St	7250
Lebrina	Lebrina	Lebrina Memorial Hall	905 Golconda Rd	7254
Legana	Legana	Legana Memorial Hall	43 Fulton St	7277
Lilydale	Lilydale	Lilydale District High School	1947 Main Rd	7268
Mowbray	Mowbray	Mowbray Heights Primary School	20-30 Cadorna St	7248
Newnham	Newnham	Launceston North Uniting Church	128 George Town Rd	7248
Newstead	Newstead	Police Citizens & Youth Club	148 Abbott St	7250
Norwood	Norwood	Norwood Primary School	103 Norwood Ave	7250
Nunamara	Nunamara	Nunamara Hall	39461 Tasman Hwy	7259
Pipers River	Pipers River	Pipers River Fire Station	76 School Rd	7252
Prospect	Prospect	St Patrick's College	282 Westbury Rd	7250
Ravenswood	Ravenswood	Ravenswood Heights Primary School	27 Prossers Forest Rd	7250
Ringarooma	Ringarooma	Ringarooma Hall	4 Charles St	7263
Riverside	Riverside	Riverside High School	354 West Tamar Hwy	7250

Division of Bass cont'd				
Polling place name	Locality	Premise name	Address	Postcode
Riverside West	Trevallyn	Trevallyn Life Church	34 Pitt Ave	7250
Rocherlea	Rocherlea	Brooks High School	215 George Town Rd	7248
Scottsdale	Scottsdale	Scottsdale High School	20 Coplestone St	7260
South Launceston	South Launceston	Launceston Conference Centre	50 Glen Dhu St	7249
St Leonards	St Leonards	St Leonards Primary School	330-342 St Leonards Rd	7250
Summerhill	Summerhill	Summerdale Community Centre	82-84 Stanley St	7250
Trevallyn	Trevallyn	Trevallyn Primary School	55 Gorge Rd	7250
Waverley	Waverley	Waverley Primary School	6 Naroo St	7250
West Launceston	West Launceston	West Launceston Primary School	24-38 Basin Rd	7250
Weymouth	Weymouth	Weymouth Hall	18 Major St	7252
Whitemark	Whitemark	Flinders Arts & Entertainment Centre	9 Patrick St	7255
Winnaleah	Winnaleah	Winnaleah Memorial Hall	20 Main St	7263
Youngtown	Youngtown	Youngtown Primary School	Cnr Victoria & Napier St	7249

Polling places abolished since the 2024 election (appointments terminated due to circumstances beyond the Commission's control)

Sidmouth

2025 House of Assembly polling place details

Division of Braddon				
Polling place name	Locality	Premise name	Address	Postcode
Acton	Acton	Burnie Child and Family Centre	36 Thorne St	7320
Boat Harbour	Boat Harbour	Boat Harbour Primary School	17386 Bass Hwy	7321
Burnie	Burnie	Burnie City Council Offices	80 Wilson St	7320
Calder	Calder	Calder Hall	1320 Calder Rd	7325
Cooee	Cooee	Cooee Primary School	Bass Hwy	7320
Currie	Currie	Currie Town Hall	Cnr Meech and George St	7256
Devonport Central	Devonport	Devonport Primary School	57A Stewart St	7310
Devonport North West	Devonport	Nixon Street Primary School	60 Nixon St	7310
Devonport South	Devonport	Reece High School	41-43 Middle Rd	7310
Devonport West	Devonport	TasTafe	20-36 Valley Rd	7310
Don	Don	Don Memorial Hall	17 Forth Rd	7310
East Devonport	East Devonport	East Devonport Primary School	19-31 Thomas St	7310
Edith Creek	Edith Creek	Edith Creek Primary School	1282 Trowutta Rd	7330
Elliott	Elliott	Elliott Community Centre	829 Murchison Hwy	7325
Forest	Forest	Forest Primary School	422 Mengha Rd	7330
Forth	Forth	Forth Community Hall	680 Forth Rd	7315
Gawler	Gawler	Gawler Hall	15 Top Gawler Rd	7315
Grassy	Grassy	Grassy Fire Station	6 Fern Tree Dr	7256
Havenview	Havenview	Havenview Primary School	15 Marriott St	7320
Heybridge	Heybridge	Blythe Heads Hall	1 Sice Ave	7316
Highclere	Highclere	Highclere Function Centre	1558 Ridgley Hwy	7321
Irishtown	Irishtown	Irishtown Community Centre	602 Irishtown Rd	7330
Latrobe	Latrobe	Latrobe Primary School	23 Lewis St	7307
Marrawah	Marrawah	Marrawah Memorial Hall	844 Comeback Rd	7330
Melrose	Melrose	Melrose Memorial Hall	673 Melrose Rd	7310
Montello	Montello	Montello Primary School	83 Bird St	7320
Moorleah	Moorleah	Moorleah Community Centre	720 Preolenna Rd	7321
Natone	Natone	Natone Primary School	100 Upper Natone Rd	7321
North Motton	North Motton	North Motton Hall	578 Preston Rd	7315
Penguin	Penguin	Penguin District School	105 Ironcliffe Rd	7316
Port Sorell	Port Sorell	Port Sorell Memorial Hall	Cnr Darling and Meredith St	7307
Preston	Preston	Preston Community Centre	1833 Preston Rd	7315
Queenstown	Queenstown	Queenstown Memorial Hall	53 Orr St	7467
Riana	Riana	Riana Community Centre	1201 Pine Rd	7316
Ridgley	Ridgley	Ridgley Primary School	904 Ridgley Hwy	7321
Rocky Cape	Rocky Cape	Rocky Cape Public Hall	19074 Bass Hwy	7321
Romaine	Romaine	Romaine Park Primary School	Cnr Roslyn Ave and Mount St	7320

Division of Braddon cont'd				
Polling place name	Locality	Premise name	Address	Postcode
Rosebery	Rosebery	Rosebery Neighbourhood Centre	8 Agnes St	7470
Sassafras	Sassafras	Sassafras Primary School	50 School Rd	7307
Shorewell Park	Shorewell Park	Hellyer College	41-43 Mooreville Rd	7320
Sisters Beach	Sisters Beach	Sisters Beach Fire Station	Honeysuckle Ave	7325
Sisters Creek	Sisters Creek	Myalla Community Centre	29 Myalla Rd	7325
Smithton	Smithton	Smithton Primary School	27-43 Grant St	7330
Somerset	Somerset	Somerset Primary School	30A Beaufort St	7322
South Riana	South Riana	South Riana Hall	776 South Riana Rd	7316
Sprent	Sprent	Sprent Primary School	1245 Castra Rd	7315
Spreyton	Spreyton	Spreyton Primary School	1 Mersey Main Rd	7310
Stanley	Stanley	Stanley Primary School	Wilson St	7330
Stowport	Stowport	Stowport Public Hall	580 Stowport Rd	7321
Strahan	Strahan	Strahan Primary School	2 Bay St	7468
Sulphur Creek	Sulphur Creek	Sulphur Creek Memorial Hall	310 Preservation Dr	7316
Tullah	Tullah	Tullah Town Hall	24 Farrell St	7321
Turners Beach	Turners Beach	Turners Beach Community Centre	Henry St	7315
Ulverstone Central	Ulverstone	Ulverstone Senior Citizens Club	16 King Edward St	7315
Ulverstone East	Ulverstone	East Ulverstone Primary School	18 Crawford St	7315
Ulverstone South	Ulverstone	Ulverstone Secondary College	38 Leven St	7315
Waratah	Waratah	Waratah Municipal Chambers	12-14 Smith St	7321
Wesley Vale	Wesley Vale	Andrews Creek Primary School	20 Westwind Dr	7307
West Ulverstone	West Ulverstone	West Ulverstone Primary School	34 Maud St	7315
Wivenhoe	Wivenhoe	Leighland Christian School Burnie Campus	Hull St	7320
Wynyard Central	Wynyard	Wynyard Senior Citizens Clubrooms	28 Jackson St	7325
Wynyard West	Wynyard	Wynyard High School	30 Church St	7325
Yolla	Yolla	Yolla District High School	School Lane	7325
Zeehan	Zeehan	Zeehan Primary School	7 Belstead St	7469

Polling places added since the 2024 election

Preston	Preston	Preston Community Centre	1833 Preston Rd	7315
---------	---------	--------------------------	-----------------	------

2025 House of Assembly polling place details

Division of Clark				
Polling place name	Locality	Premise name	Address	Postcode
Austins Ferry	Austins Ferry	St Virgil's College	195 Main Rd	7011
Battery Point	Battery Point	St George's Church Hall	28 Cromwell St	7004
Battery Point West	Battery Point	Albuera Street Primary School	Albuera St	7004
Cascades	South Hobart	South Hobart Primary School	59 Anglesea St	7004
Chigwell	Chigwell	Chigwell Barn	10 Bucaan St	7011
Claremont	Claremont	Claremont College	61 Claremont Link Rd	7011
Collinsvale	Collinsvale	Collinsvale Primary School	508 Collinsvale Rd	7012
Dynnyrne	Dynnyrne	Princes Street Primary School	Randall St	7005
Fern Tree	Fern Tree	Fern Tree Fire Station	7 Summerleas Rd	7054
Glenorchy	Glenorchy	Glenorchy Primary School	Kensington St	7010
Glenorchy Central	Glenorchy	MyState Bank Arena (foyer)	601 Brooker Hwy	7010
Goodwood	Derwent Park	Goodwood Primary School	454/458 Brooker Hwy	7009
Hobart City	Hobart	Hobart City Hall	57-63 Macquarie St	7000
Lenah Valley	Lenah Valley	Lenah Valley Primary School	11 Creek Rd	7008
Lower Sandy Bay	Sandy Bay	Sandy Bay Infant School	568 Sandy Bay Rd	7005
Merton	Glenorchy	Tolosa Hall	148 Tolosa St	7010
Moonah	Moonah	Moonah Community Centre	7 Gormanston Rd	7009
Moonah East	Moonah	Bowen Road Primary School	35 Bowen Rd	7009
Moonah North	Moonah	Moonah Primary School	40 Derwent Park Rd	7009
Mount Nelson	Mount Nelson	Mount Nelson Primary School	388 Nelson Rd	7007
Mount Stuart	Mount Stuart	Mount Stuart Primary School	106 Gillon Cres	7000
New Town	New Town	The Friends' School	395 Argyle St	7000
New Town West	New Town	Sacred Heart College	2 Cross St	7008
North Hobart Central	North Hobart	Hobart North Uniting Church	Swan St	7000
Roseneath	Claremont	Austins Ferry Primary School	16A Cammeray Rd	7011
Rosetta	Rosetta	Rosetta Primary School	32 Riverview Pde	7010
Sandy Bay	Sandy Bay	Wellspring Anglican Church Hall	43-47 Grosvenor St	7005
Sandy Bay Beach	Sandy Bay	Harold Gregg Centre (Sandown Village)	1 Southerwood Dr	7005
South Hobart	South Hobart	St Francis Xavier's Church Hall	34 Anglesea St	7004
Taroona	Taroona	Taroona Primary School	104 Channel Hwy	7053
Waimea Heights	Sandy Bay	Waimea Heights Primary School	12 Balfour Ct	7005
West Hobart	Hobart	St Peter's Hall	Cnr Brisbane and Harrington St	7000
West Hobart Central	West Hobart	Lansdowne Crescent Primary School	15 Gourlay St	7000
West Hobart South	West Hobart	Goulburn Street Primary School	Forest Rd	7000
Windermere	Claremont	Windermere Primary School	2 Cadbury Rd	7011

2025 House of Assembly polling place details

Division of Franklin				
Polling place name	Locality	Premise name	Address	Postcode
Adventure Bay	Adventure Bay	Adventure Bay Hall	5 Kellaway Rd	7150
Alonnah	Alonnah	Bruny Island District School	15 School Rd	7150
Bellerive	Bellerive	Bellerive Primary School	20 Leslie St	7018
Blackmans Bay	Blackmans Bay	Blackmans Bay Primary School	177 Roslyn Ave	7052
Blackmans Bay South	Blackmans Bay	Illawarra Primary School	6 Tinderbox Rd	7052
Cambridge	Cambridge	Cambridge Primary School	976 Cambridge Rd	7170
Clarence	Bellerive	Clarence High School	25 Wentworth St	7018
Clarendon Vale	Clarendon Vale	Clarendon Vale Primary School	25 Mockridge Rd	7019
Cradoc	Cradoc	Cradoc Park	8243 Channel Hwy	7109
Cygnets	Cygnets	Cygnets Sports Centre	19 Louisa St	7112
Dover	Dover	Dover District School	6940 Huon Hwy	7117
Geeveston	Geeveston	Geeveston Primary School	63 Arve Rd	7116
Geilston Bay	Geilston Bay	Lindisfarne North Primary School	271 East Derwent Hwy	7015
Glen Huon	Glen Huon	Glen Huon Primary School	801 Glen Huon Rd	7109
Howden	Howden	Howden Fire Station	392 Howden Rd	7054
Howrah	Howrah	Howrah Scout Hall	Howrah Primary School, Howrah Rd	7018
Huonville	Huonville	Huonville Primary School	74 Wilmot Rd	7109
Judbury	Judbury	Judbury Community Centre	1273 Glen Huon Rd	7109
Kettering	Kettering	Kettering Community Centre	2963 Channel Hwy	7050
Kingston	Kingston	Kingborough Community Hub	7 Goshawk Way	7050
Kingston Beach	Kingston Beach	Kingston Beach Community Hall	20 Beach Rd	7050
Lauderdale	Lauderdale	Lauderdale Primary Sports Centre	Lauderdale Primary School, 3 Acton Rd	7021
Lindisfarne	Lindisfarne	Lindisfarne Primary School	17 Loatta Rd	7015
Lindisfarne Village	Lindisfarne	Lindisfarne Community Activities Centre	37A Lincoln St	7015
Maranoa Heights	Kingston	Southern Christian College	150 Redwood Rd	7050
Margate	Margate	Margate Primary School	7 Van Morey Rd	7054
Middleton	Middleton	South Channel Community Centre	McDowall St	7163
Montagu Bay	Montagu Bay	Montagu Bay Primary School	10 Conara Rd	7018
Mornington	Mornington	Citywide Baptist Church	400 Cambridge Rd	7018
Mountain River	Grove	Grove Fire Station	41 Crabtree Rd	7109
Ranelagh	Ranelagh	Ranelagh Soldiers Memorial Hall	40 Marguerite St	7109
Risdon Vale	Risdon Vale	Risdon Vale Primary School	2 Heather Rd	7016
Rokeby	Rokeby	Emmanuel Christian School	1 Chipmans Rd	7019
Sandfly	Sandfly	Sandfly Hall	811 Sandfly Rd	7150

Division of Franklin cont'd				
Polling place name	Locality	Premise name	Address	Postcode
Sandford	Sandford	Sandford Hall	949 South Arm Rd	7020
Seven Mile Beach	Seven Mile Beach	Club Wyndham	78 Surf Rd	7170
Snug	Snug	Snug Primary School	2208 Channel Hwy	7054
South Arm	South Arm	South Arm Primary School	32 Harmony Lane	7022
Southport	Southport	Southport Community Centre	8606 Huon Hwy	7109
Tranmere	Howrah	Tranmere Hall	27 Tranmere Rd	7018
Warrane	Warrane	Eastside Lutheran College	15 Acorn Dr	7018
Woodbridge	Woodbridge	Woodbridge Hall	3445 Channel Hwy	7162
Polling places added since the 2024 election				
Seven Mile Beach	Seven Mile Beach	Club Wyndham	78 Surf Rd	7170

2025 House of Assembly polling place details

Division of Lyons				
Polling place name	Locality	Premise name	Address	Postcode
Avoca	Avoca	Avoca War Memorial Hall	3 Falmouth St	7213
Bagdad	Bagdad	Bagdad Primary School	46-48 School Rd	7030
Bicheno	Bicheno	Bicheno War Memorial Hall	78 Burgess St	7215
Bothwell	Bothwell	Bothwell Town Hall	Alexander St	7030
Bracknell	Bracknell	Bracknell War Memorial Hall	Cnr Louisa and Amelia St	7302
Bridgewater	Bridgewater	Brighton Civic Centre	25 Green Point Rd	7030
Brighton	Brighton	Brighton Primary School	27 Downie St	7030
Broadmarsh	Broadmarsh	Broadmarsh Hall	1218 Elderslie Rd	7030
Campania	Campania	Campania Hall	45 Reeve St	7026
Campbell Town	Campbell Town	Campbell Town Town Hall	75 High St	7210
Carrick	Carrick	Carrick Public Hall	29 Meander Valley Rd	7291
Chudleigh	Chudleigh	Chudleigh Memorial Hall	54 Sorell St	7304
Claude Road	Claude Road	Claude Road Memorial Hall	787 Claude Rd	7306
Colebrook	Colebrook	Colebrook Memorial Hall	45 Richmond St	7027
Coles Bay	Coles Bay	Coles Bay Community Hall	Harold St	7215
Copping	Copping	Copping Hall	69 Allanby St	7174
Cressy	Cressy	Cressy Community Hall	67 Main St	7302
Deloraine	Deloraine	Deloraine High School Hall	24 Lansdowne Pl	7304
Dodges Ferry	Dodges Ferry	Dodges Ferry Community Recreation Centre	532 Old Forcett Rd	7173
Dromedary	Dromedary	Dromedary (Millvale) Community Hall	14 Millvale Rd	7030
Dunalley	Dunalley	Dunalley Community Hall	5 Franklin St	7177
Elizabeth Town	Elizabeth Town	Elizabeth Town Fire Station	5816 Bass Hwy	7304
Epping	Epping Forest	Epping Forest Public Hall	13515 Midland Hwy	7211
Evandale	Evandale	Evandale Primary School	5/8 Barclay St	7212
Fingal	Fingal	Fingal Neighbourhood House	20 Talbot St	7214
Gagebrook	Gagebrook	Gagebrook Primary School	4 Tottenham Rd	7030
Glenora	Glenora	Glenora District High School	620 Gordon River Rd	7140
Granton	Granton	Granton Memorial Hall	Lyell Hwy	7030
Hadspen	Hadspen	Hadspen Uniting Church Centre	47 Main St	7290
Hagley	Hagley	Hagley Farm Primary School	2508 Meander Valley Rd	7292
Kempton	Kempton	Kempton Council Chambers	85 Main St	7030
Lachlan	Lachlan	Lachlan Community Hall	511 Lachlan Rd	7140
Longford	Longford	Longford Primary School	Catherine St & William St	7301
Lower Barrington	Lower Barrington	Lower Barrington Hall	1027 Sheffield Rd	7306
Magra	Magra	Magra CWA Building	Back River Rd	7140
Meander	Meander	Meander Memorial Hall	124 Main Rd	7304

Division of Lyons cont'd				
Polling place name	Locality	Premise name	Address	Postcode
Midway Point	Midway Point	Midway Point Community Hall	Raynors Rd	7171
Miena	Miena	Great Lake Community Centre	55-57 Cider Gum Rd	7030
Mole Creek	Mole Creek	Mole Creek Primary School	4 Caveside Rd	7304
Molesworth	Molesworth	Molesworth Primary School	540 Molesworth Rd	7140
New Norfolk	New Norfolk	New Norfolk Primary School	8 Pioneer Ave	7140
New Norfolk North	New Norfolk	Fairview Primary School	211 Back River Rd	7140
Nubeena	Nubeena	Tasman Civic Centre	21 Clarke St	7184
Oatlands	Oatlands	Oatlands District High School	27 Church St	7120
Old Beach	Old Beach	Old Beach Community Centre	Jetty Rd	7017
Orford	Orford	Orford Primary School	35 Charles St	7190
Ouse	Ouse	Ouse Online Access Centre	6947 Lyell Hwy	7140
Perth	Perth	Perth Community Centre	173 Fairtlough St	7300
Pontville	Pontville	Pontville Memorial Hall	244 Brighton Rd	7030
Primrose Sands	Primrose Sands	Primrose Sands Community Hall	570 Primrose Sands Rd	7173
Prospect Vale	Prospect Vale	Launceston Residential Village	12 Casino Rise	7250
Railton	Railton	Sheffield School (Railton Campus)	94 Foster St	7305
Richmond	Richmond	Richmond Primary School	Commercial Rd	7025
Ross	Ross	Ross Town Hall	12 Bridge St	7209
Scamander	Scamander	Scamander Sports Complex	Coach Rd	7215
Sheffield	Sheffield	Sheffield School	12 Henry St	7306
Sorell	Sorell	Sorell Memorial Hall	49 Cole St	7172
St Helens	St Helens	Portland Memorial Hall	39 Cecilia St	7216
St Marys	St Marys	St Marys Community Hall	23 Main St	7215
Swansea	Swansea	Swansea Town Hall	12 Franklin St	7190
Taranna	Taranna	Tasman Community Centre	33 Amy St	7180
Tea Tree	Tea Tree	Tea Tree Community Hall	596 Tea Tree Rd	7017
Triabunna	Triabunna	Triabunna Hall	3 Vicary St	7190
Tunnack	Tunnack	Tunnack Public Hall	Tunnack Rd	7120
Westbury	Westbury	Westbury Town Hall	26 Lyall St	7303
Westerway	Westerway	Westerway Primary School	1619 Gordon River Rd	7140
Wilmot	Wilmot	Wilmot Memorial Hall	53 Main St	7310

2025 House of Assembly polling place details

Pre-poll voting centres				
Division	Locality	Premise name	Address	Postcode
Bass	George Town	George Town Memorial Hall	29-67 Macquarie St, George Town	7253
Bass	Launceston		142 Charles St	7250
Bass	Scottsdale	Mechanics' Institute Hall	11A King St	7260
Braddon	Burnie		1/29 Mount St	7320
Braddon	Devonport		72 Rooke St	7310
Braddon	Queenstown	Queenstown Memorial Hall	53 Orr St, Queenstown	7467
Braddon	Smithton	Smithton Uniting Church	43 Goldie St	7330
Clark	Glenorchy	MyState Bank Arena	601 Brooker Hwy	7010
Clark	Hobart	Icon Complex	Lower level, Shop 9, 55 Murray St, Hobart	7000
Franklin	Bellerive (Rosny)	Bellerive Oval (Ninja Stadium)	Cnr Derwent and Church St	7018
Franklin	Kingston	Kingborough Community Hub	7 Goshawk Way, Kingston	7050
Lyons	Granton	Granton Memorial Hall	1 Lyell Hwy	7030
Lyons	New Norfolk	New Norfolk War Memorial Hall	Circle St, New Norfolk	7140
Lyons	Sorell	Sorell Bowls Club	11 Parsonage Pl	7172
Lyons	St Helens	Portland Memorial Hall	39 Cecilia St	7216

Pre-poll voting locations added since the 2024 election

Lyons	Granton
-------	---------

Appendix E

Maps

Tasmanian Legislative Council divisions

Tasmanian House of Assembly divisions

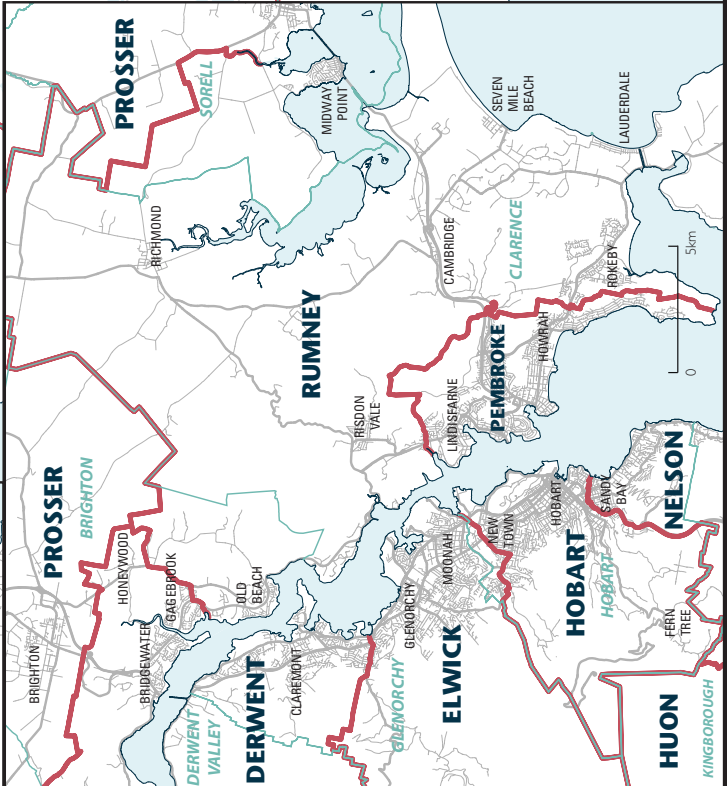
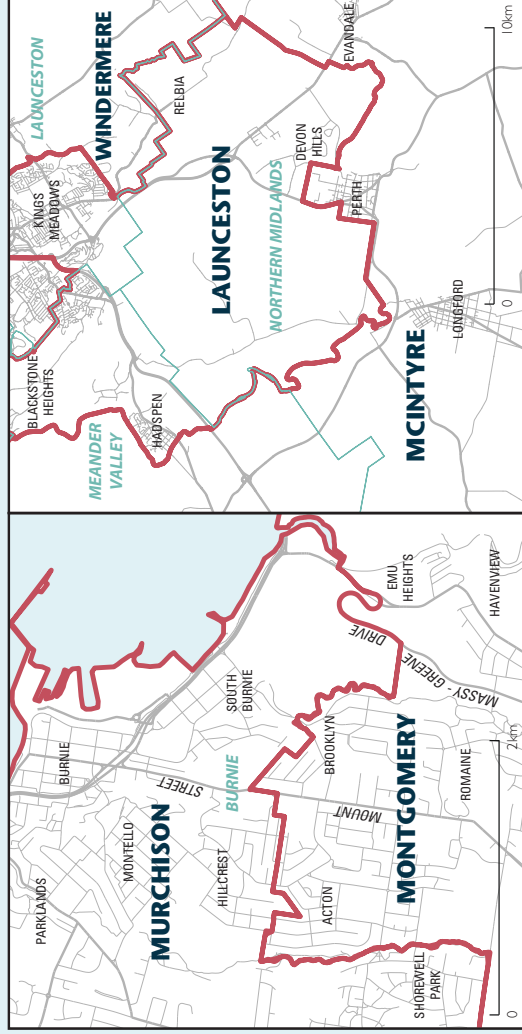
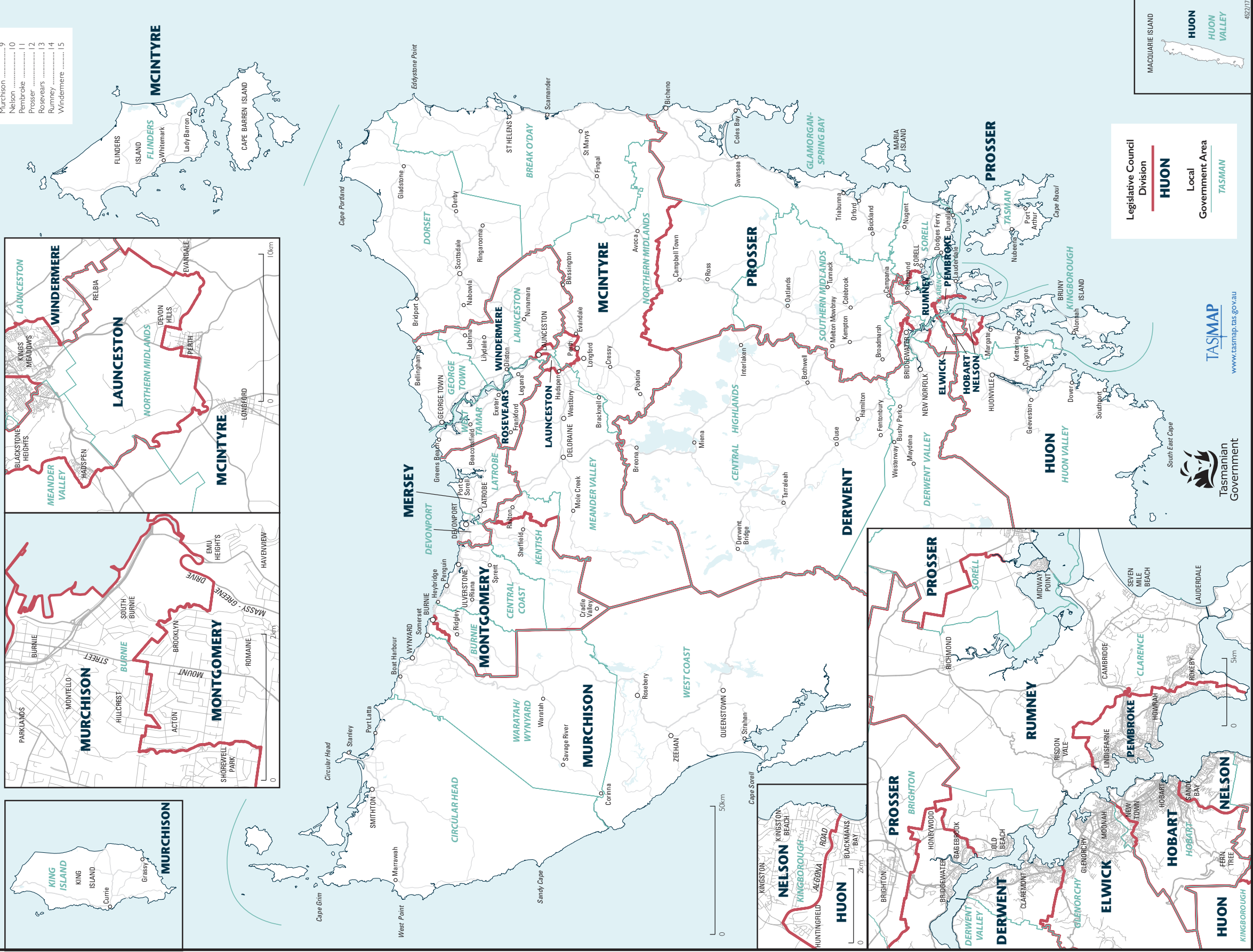
TASMANIAN LEGISLATIVE COUNCIL DIVISIONS

Boundaries determined by the Redistribution Tribunal on 20 May 2017



Legislative Council
Division map set index

DIVISION	MAP No.
Derwent	1
Elwick	2
Hobart	3
Huon	4
Launceston	5
McIntyre	6
Mersey	7
Montgomery	8
Murchison	9
Nelson	10
Penbrooke	11
Prosser	12
Rumney	13
Rumsey	14
Windermere	15




Legislative Council
Division

HUON

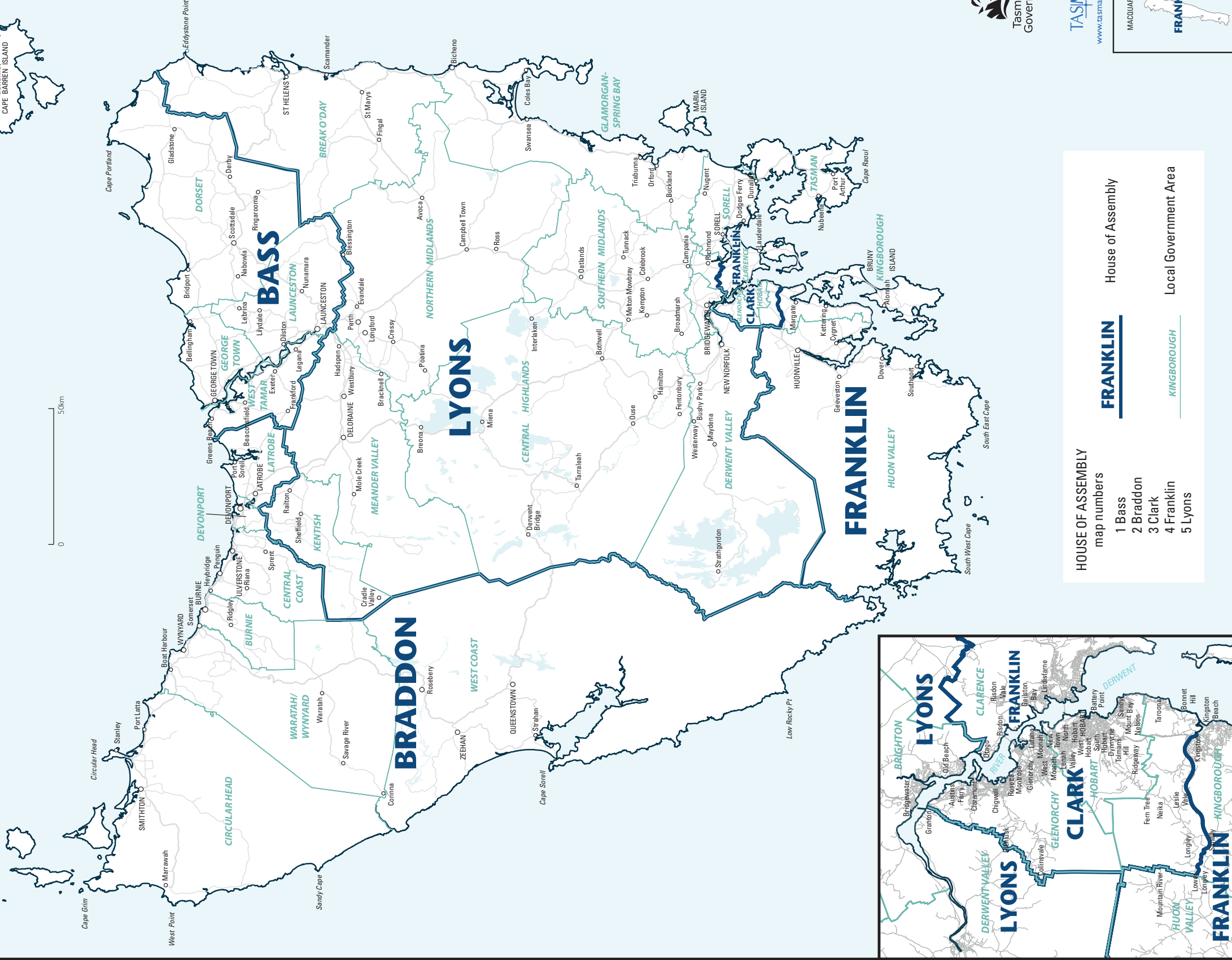
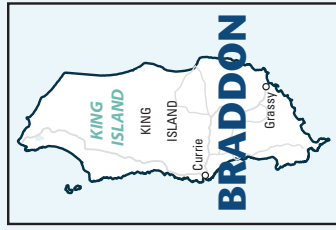
Local
Government Area

TASMAN

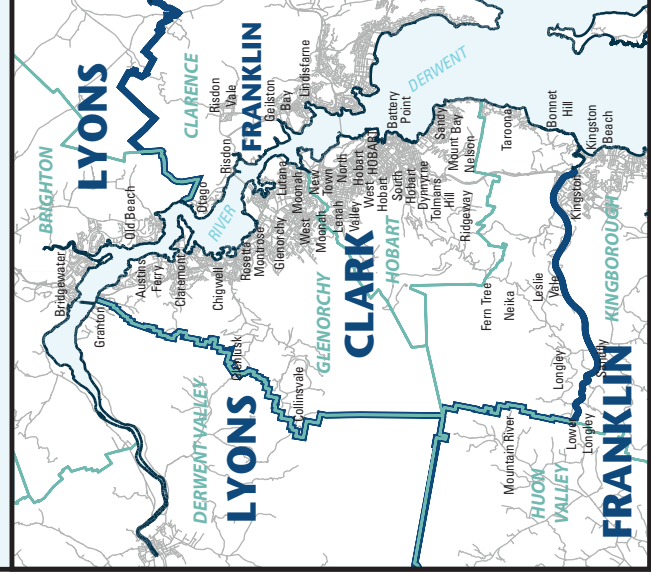


TASMANIAN HOUSE OF ASSEMBLY DIVISIONS

Boundaries set out in the *Constitution Amendment (House of Assembly Electoral boundaries) Act 2018* and effective 28 September 2018.



HOUSE OF ASSEMBLY map numbers	House of Assembly	
1 Bass	FRANKLIN	
2 Braddon		
3 Clark		
4 Franklin		
5 Lyons		
	KINGBOROUGH	Local Government Area



TASMAP
www.tasmap.tas.gov.au

