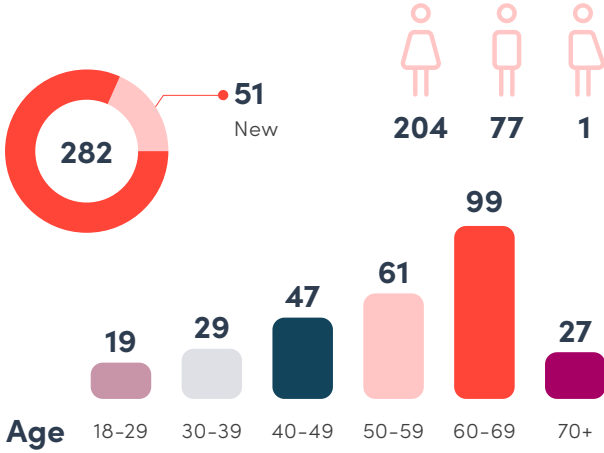


Election staff




Roles

Staff may occupy multiple roles **335**

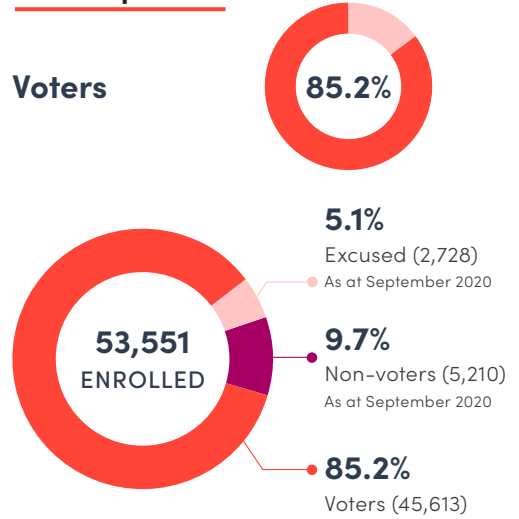
Returning officers and assistant returning officers	4	0	0	New to TEC 0 New to role 3
Polling place managers and polling place liaison officers	42	18	0	New to TEC 2 New to role 27
Issuing staff	134	34	1	New to TEC 63
Non-polling place staff	63	39	0	New to TEC 23

Polling locations



Participation

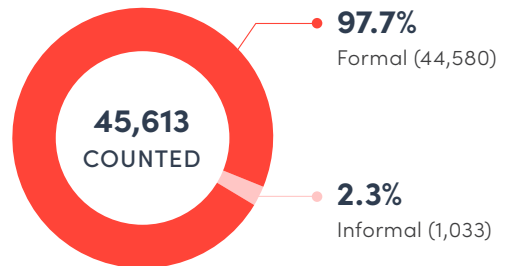
Voters



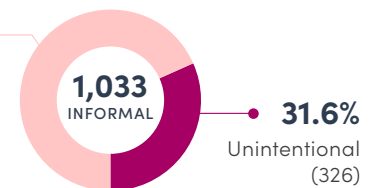
Candidates

Candidates stood	5	7	0
Candidates elected	1	1	0

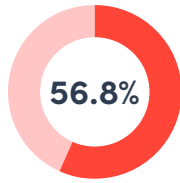
Ballot papers



68.4% Intentional (707)



Voted early



Pre-poll	9.96%
Interstate pre-poll*	0%
Postal	46.85%
Mobile*	0%

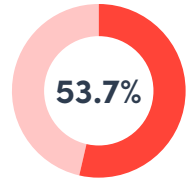
* Mobile and interstate pre-poll voting suspended due to COVID-19

Postal returns

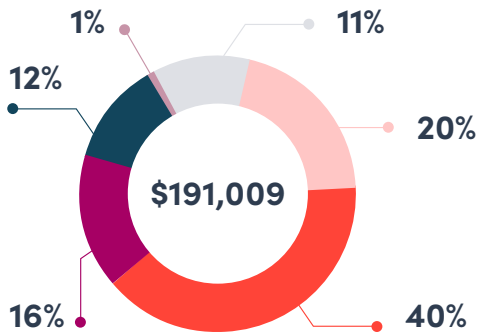
				Total
Issued (excludes GPVs)	21,318	256	11	21,585
Returned	20,498	181	0	20,679

Voted in person

	Mobile*	Pre-poll	Polling day
In division	0	4,545	19,935
Out of division	0	13	21



Election awareness

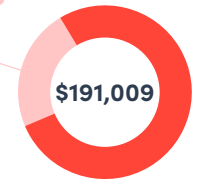


- TV
- Radio
- Social media
- Newspaper
- Production
- Elector mailout

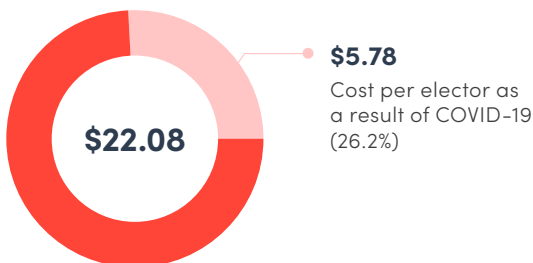
Elector cards presented when attendance voting


5,341

\$43,507
Included costs as a result of COVID-19 (22.8%)



Cost per elector



2020 LC		\$22.08
2019 Fed		\$18.44
2019 LC		\$13.70
2018 LC		\$11.64
2018 HA		\$7.97