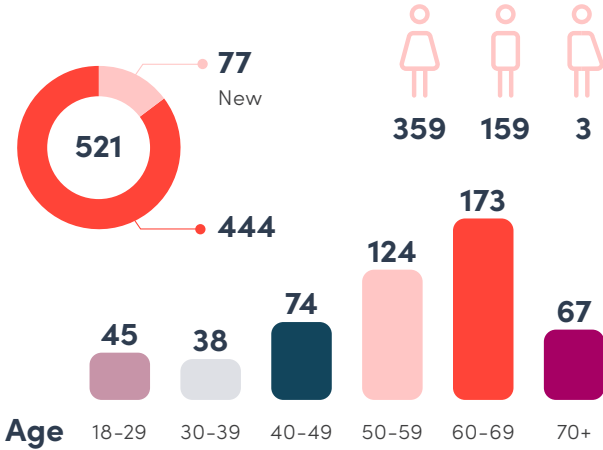
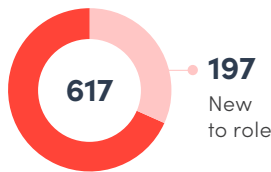


Election staff




Roles

Staff may occupy multiple roles



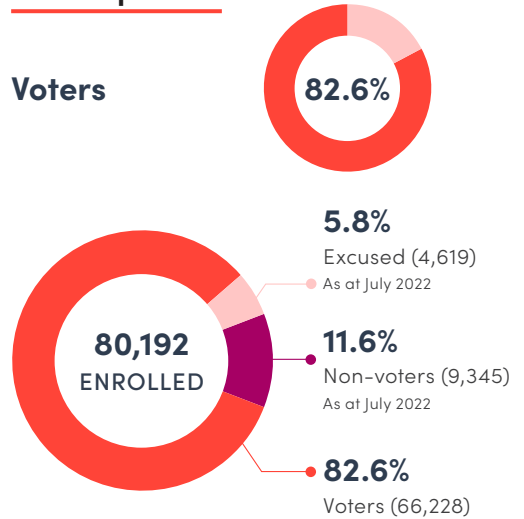
Returning officers and assistant returning officers	3	3	0	New to TEC 0 New to role 0
Polling place managers and polling place liaison officers	66	36	0	New to TEC 1 New to role 25
Issuing staff	218	66	2	New to TEC 55 New to role 87
Non-polling place staff	143	85	1	New to TEC 29 New to role 85

Polling locations



Participation

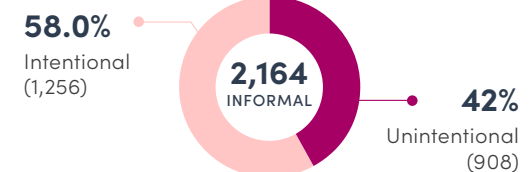
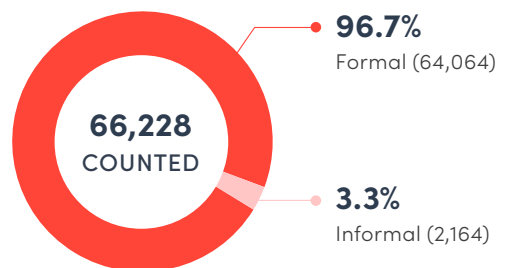
Voters



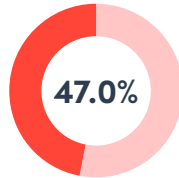
Candidates

Candidates stood	2	9	0
Candidates elected	1	2	0

Ballot papers






Voted early



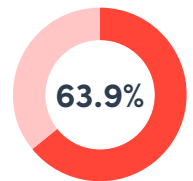
Pre-poll	10.99%
Interstate pre-poll	0.19%
Postal	34.64%
Telephone voting service	0.79%
Drive-through voting service	0.41%

Postal returns

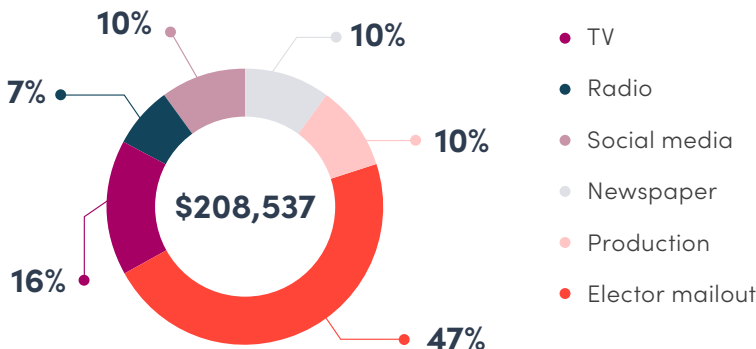
				Total
Issued (excludes GPVs)	24,839	352	58	25,249
Returned	23,114	281	1	23,396

Voted in person

	Drive-through	Pre-poll	Polling day
In division	270	7,154	34,466
Out of division	0	126	285



Election awareness








Elector cards presented when attendance voting

9,442

Cost per elector



2022 LC		\$17.71
2021 LC*		
2020 LC		\$22.08
2019 Fed		\$18.44
2019 LC		\$13.70

*Legislative Council & House of Assembly elections held concurrently, actual costs difficult to quantify