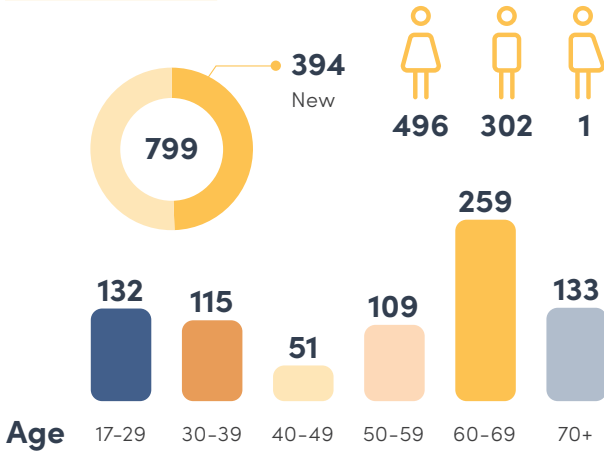


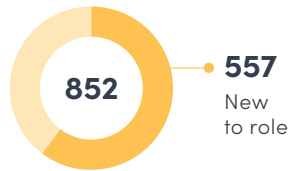
# 2022 local government elections snapshot

## Election staff



## Roles

Staff may occupy multiple roles



Returning officers and assistant returning officers	<b>6</b>	<b>6</b>	<b>0</b>	New to TEC <b>3</b> New to role <b>10</b>
Logistics assistants	<b>4</b>	<b>0</b>	<b>0</b>	New to TEC <b>0</b> New to role <b>4</b>
Postal staff	<b>56</b>	<b>26</b>	<b>0</b>	New to TEC <b>10</b> New to role <b>18</b>
Data entry operators	<b>161</b>	<b>114</b>	<b>0</b>	New to TEC <b>235</b> New to role <b>251</b>
Hand count staff	<b>272</b>	<b>144</b>	<b>1</b>	New to TEC <b>130</b> New to role <b>266</b>
Other staff	<b>23</b>	<b>39</b>	<b>0</b>	New to TEC <b>5</b> New to role <b>8</b>

## Elections

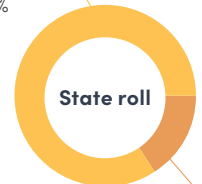
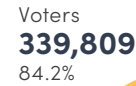
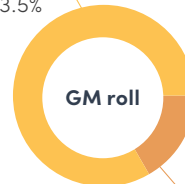
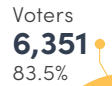
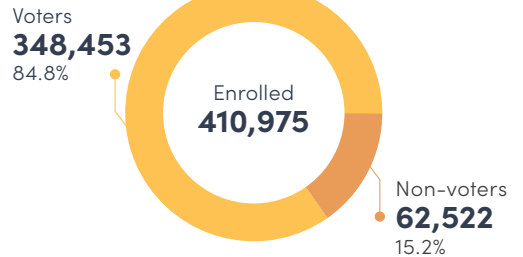
**82** across 29 councils

	Councillor	Mayor	Deputy Mayor
Contested	29	25	28
Uncontested	0	4	1
Nominations	510	97	136

## Participation

### Voters

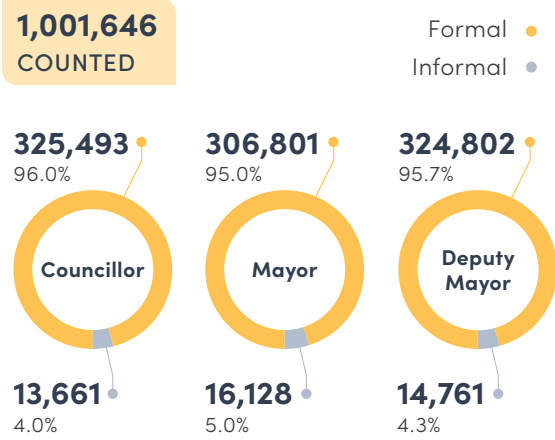
**84.8%**



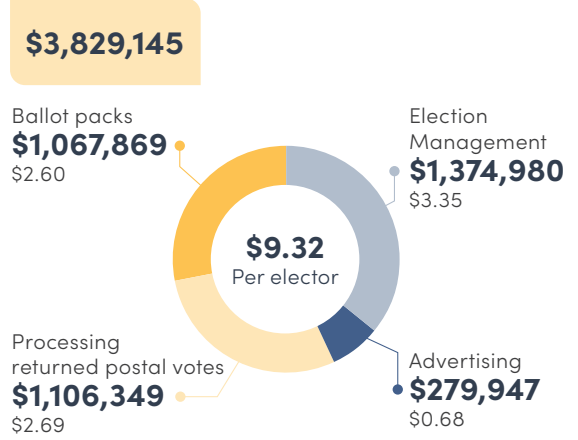
## Candidates

	Stood			Elected		
<b>Councillor</b>	<b>184</b>	<b>323</b>	<b>3</b>	<b>106</b>	<b>157</b>	<b>0</b>
<b>Mayor</b>	<b>33</b>	<b>64</b>	<b>0</b>	<b>15</b>	<b>14</b>	<b>0</b>
<b>Deputy Mayor</b>	<b>45</b>	<b>91</b>	<b>0</b>	<b>18</b>	<b>11</b>	<b>0</b>

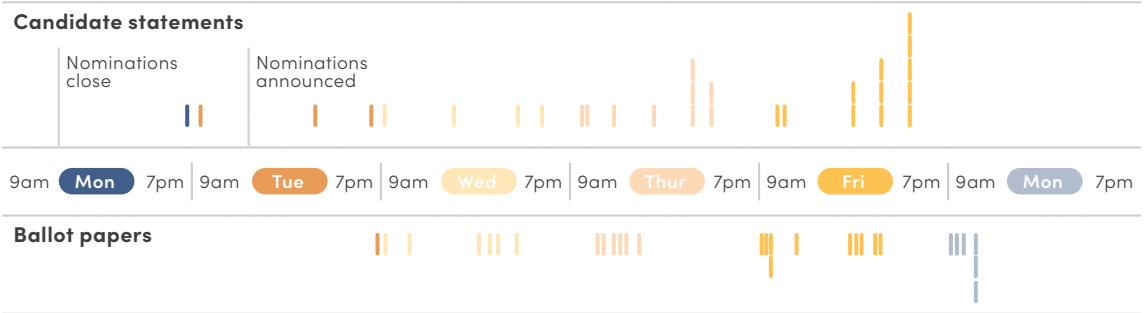
## Ballot papers



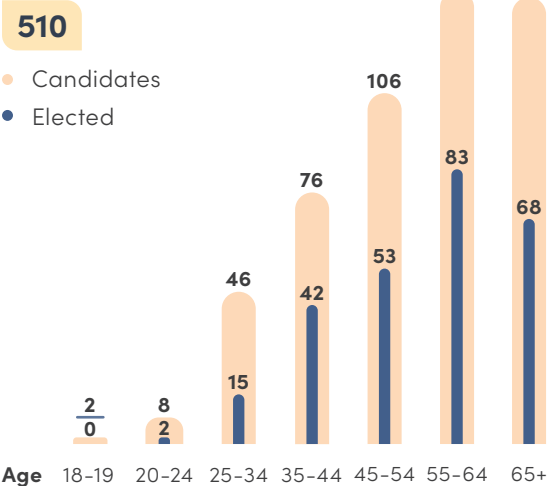
## Costs



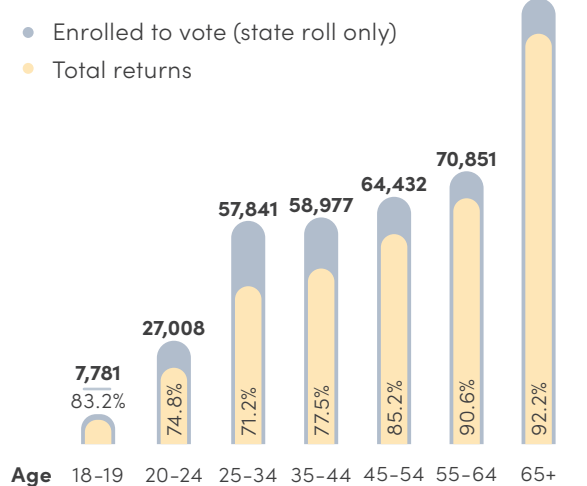
## Ballot pack preparation



## Candidates by age

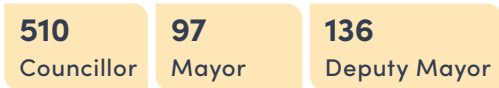


## Electors by age

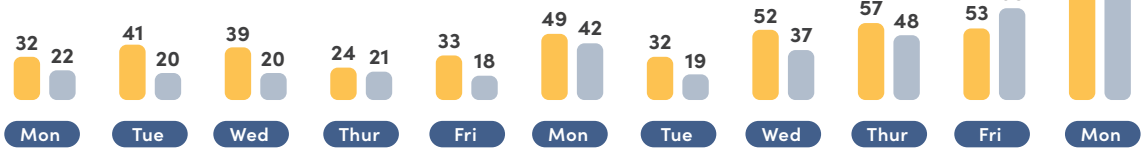


## Nominations and statements

received across nomination period



- Nomination forms
- Statements

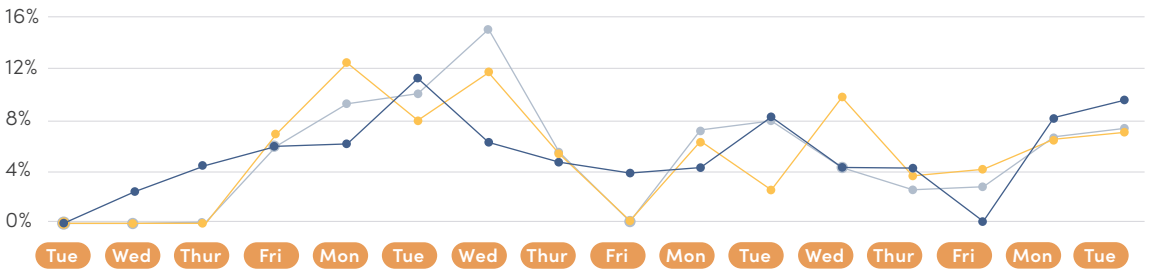


## Postal vote returns

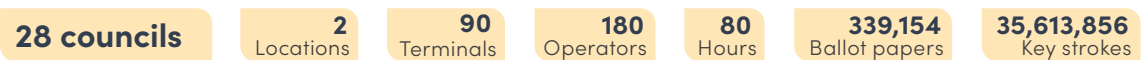
as percentage of enrolment in each region

**348,453**

- Northwest region
- Northern region
- Southern region

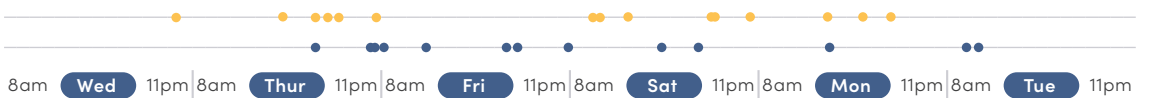


## Data entry



Double data entry completed for each council

- Northern region
- Southern region



## Results

First results for each election received

**248** Results published

- Northern region
- Southern region

