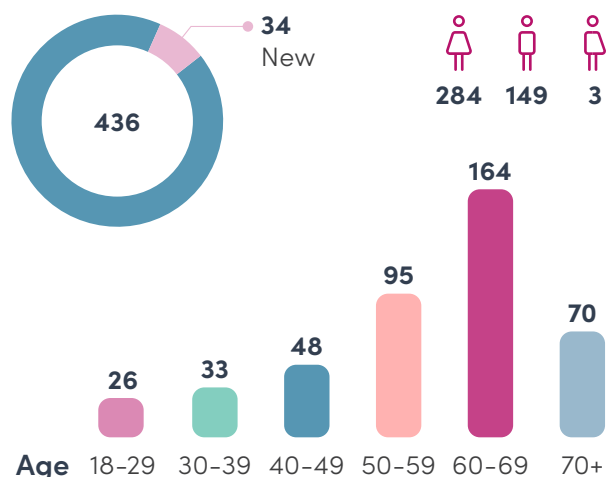


# 2025 Legislative Council elections snapshot

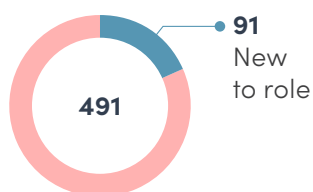
## Montgomery, Nelson and Pembroke

### Election staff




### Roles

Staff may occupy multiple roles



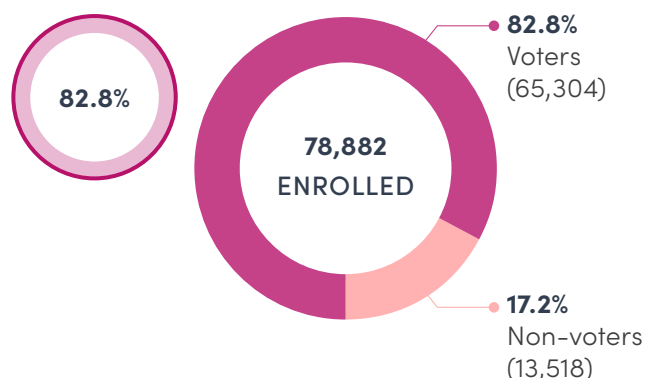
Returning officers and assistant returning officers	3	3	0	New to TEC 0 New to role 3
Polling place managers and polling place liaison officers	59	30	0	New to TEC 0 New to role 16
Issuing staff	151	74	2	New to TEC 19 New to role 41
Non-polling place staff	108	60	1	New to TEC 16 New to role 31

### Polling locations



### Participation

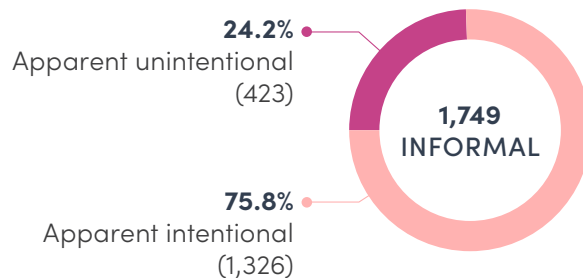
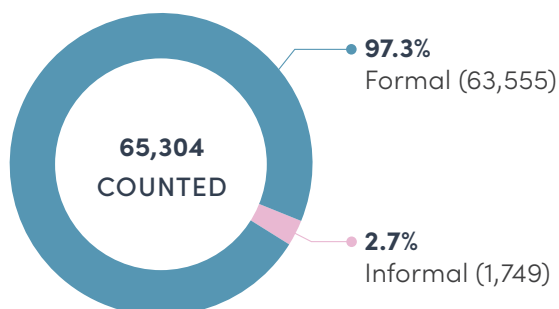
#### • Voters



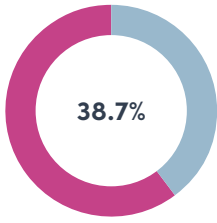
#### • Candidates

Candidates stood	4	9	0
Candidates elected	1	2	0

### Ballot papers



## Voted early



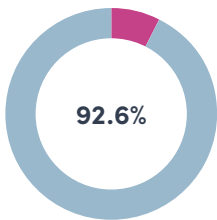
Pre-poll	30.38%
Interstate pre-poll	0.06%
Postal	5.42%
Telephone voting service	1.88%
Mobile	0.96%

### Postal returns

(excludes general postal votes)

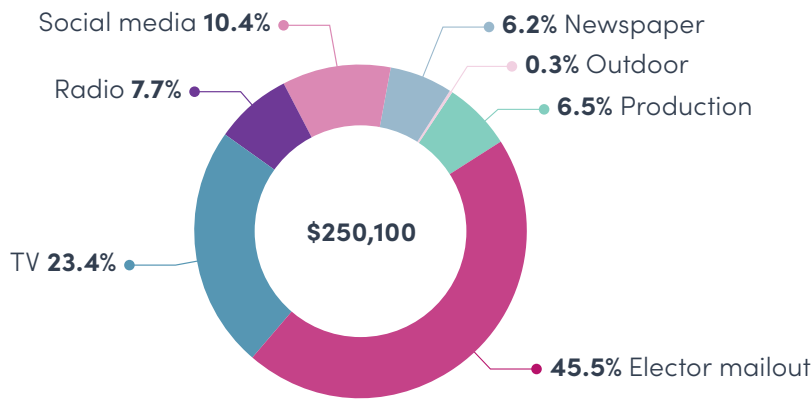
				Total
Issued	1,982	108	10	2,100
Returned	1,899	94	2	1,995

## Voted in-person

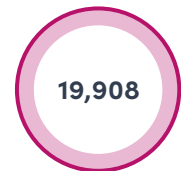


	Mobile	Pre-poll	Polling day
In division	608	19,365	39,774
Out of division	21	473	236


## Election awareness



Elector cards presented when attendance voting



## Cost per elector



2025 LC		\$18.30
2025 Fed*		
2024 LC		\$18.07
2023 LC		\$14.51
2022 LC		\$17.71
2022 Fed		\$25.94

\*At the time of publication the cost of the 2025 Federal election was not yet available.