



Break O'Day Council

2022 ELECTION REPORT

Contents

- Local Government Elections in Tasmania
- Report on the 2022 Break o'Day Council Elections
- List of Councillors following the 2022 elections
- Councillor results
- Mayor and Deputy Mayor results
- Recount results

Local government elections in Tasmania

This booklet provides election details for the 2022 Break O’Day Council election, which was conducted in accordance with the *Local Government Act 1993*.

This booklet also contains details of any casual vacancies or elector polls that were conducted between the 2018 and 2022 council elections.

Statewide election results are published on the TEC website www.tec.tas.gov.au.

2022 election timetable

Notice of election published	Saturday 3 September
Nominations opened	Monday 5 September
Electoral rolls closed	Thursday 8 September
Nominations closed	Monday 19 September
Nominations announced	Tuesday 20 September
Ballot material received by electors	3–7 October
Polling period	3–25 October
Close of poll	2pm Tuesday 25 October

Councillor casual vacancies

Councillor casual vacancies are usually filled by recount. Only unelected candidates from the relevant election may contest a recount. If there are no unelected candidates able to contest the recount, or the casual vacancy is also for the mayoral position, a by-election is held. A candidate elected at a recount or by-election serves until the next council election.

No casual vacancies are filled within 6 months of the next ordinary election, unless the vacancy results in the council unable to have a quorum.

Elector polls

A council may hold an elector poll on any issue it determines. A council may also be required to hold an elector poll following petitions from electors in accordance with Part 6 of the Act. A council is not bound by the result of an elector poll.

Electoral system

Elections for councillor positions are conducted using a system modelled on the Hare-Clark method of proportional representation used in Tasmanian House of Assembly elections.

Mayoral and deputy mayoral elections use a preferential system similar to that used for Tasmanian Legislative Council and federal House of Representatives elections.

Voting in Tasmanian local government elections is compulsory.

Report on the 2022 Break O'Day Council elections

Elections were held for the positions of Mayor, Deputy Mayor and 9 Councillors, all for 4 year terms.

5,795 Break O'Day electors were enrolled for the 2022 elections, comprising 5,414 (93.43%) from the State House of Assembly roll and 381 (6.57%) from the General Manager's roll. 86.49% of Break O'Day Council electors returned their ballot papers in comparison with 84.79% statewide.

Break O'Day Councillors

Councillors are listed in order of their election.

Prior to the 2022 election

Mayor

TUCKER, Mick

Deputy Mayor

McGIVERON, John

Councillors

TUCKER, Mick

WRIGHT, Kylie

McGIVERON, John

LEFEVRE, Barry

DRUMMOND, Janet

WHITTAKER, Lesa

CHAPPLE, Kristi

McGUINNESS, Glenn

OSBORNE, Margaret*

*elected by recount

Following the 2022 election

Mayor

TUCKER, Mick

Deputy Mayor

CHAPPLE, Kristi

Councillors

TUCKER, Mick

DRUMMOND, Janet

CHAPPLE, Kristi

LEFEVRE, Barry

BARNES, Gary

JOHNSTONE, Liz

WRIGHT, Kylie

CARTER, Ian

OLDHAM, Vaughan

Recounts between the 2018 and 2022 elections

A recount was conducted on 1 April 2019, to fill a vacancy for on the **Break O'Day** Council following the resignation of Councillor John Tucker on 18 March 2019.

Seven eligible candidates nominated to contest the recount.

An abstract of the count is at the back of this report.

The candidates

Break O'Day Council

enrolment 5,795

Councillor

9 Councillors - 18 candidates

BARNES, Gary	Fingal
CARTER, Ian	Scamander
CHAPPLE, Kristi	St Helens
DRUMMOND, Janet	St Marys
GALLACE, Rosina	St Helens
GOWANS, Tim	Binalong Bay
HOOGLAND, Bob	Pyengana
JOHNSTONE, Liz	Falmouth
KURTUKOFF, Cindy	Beaumaris
LEFEVRE, Barry	St Helens
LEFEVRE, John	St Helens
MONTGOMERY, Russell	St Helens
OLDHAM, Vaughan	Pyengana
TUCKER, Mick	St Helens
WALLEY, Stephen	St Helens
WHITTAKER, Lesa	St Helens
WILSON, Randy James	St Helens
WRIGHT, Kylie	St Helens

Mayor

3 candidates

DRUMMOND, Janet	St Marys
JOHNSTONE, Liz	Falmouth
TUCKER, Mick	St Helens

Deputy Mayor

4 candidates

CHAPPLE, Kristi	St Helens
GOWANS, Tim	Binalong Bay
LEFEVRE, Barry	St Helens
WRIGHT, Kylie	St Helens

Break O'Day Council - 2022 Councillor election

Polling closed: 2pm Tuesday 25 October 2022

Returning officer: Nick Young

Number to be elected: 9

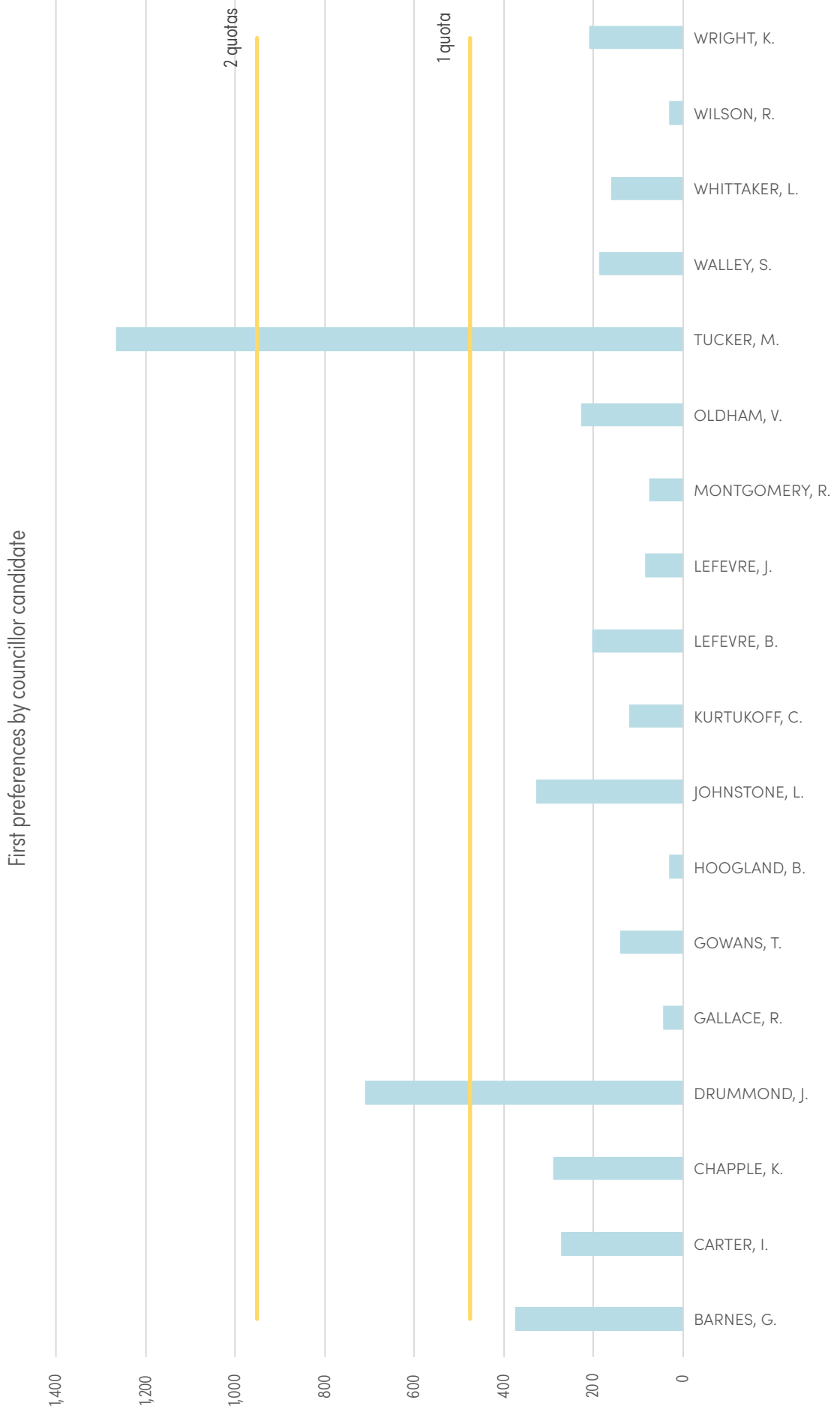
Count	Candidates											
	BARNES, G.	CARTER, I.	CHAPPLE, K.	DRUMMOND, J.	GALLACE, R.	GOWANS, T.	HOOGLAND, B.	JOHNSTONE, L.	KURTUKOFF, C.	LEFEVRE, B.	LEFEVRE, J.	MONTGOMERY, R.
1	376.00	271.00	289.00	711.00	45.00	141.00	31.00	329.00	120.00	202.00	85.00	76.00
2	30.59	40.58	109.87	711.00	3.12	130.48	3.74	28.71	6.86	194.16	41.82	15.60
	406.59	311.58	398.87	711.00	48.12	271.48	34.74	357.71	126.86	396.16	126.82	91.60
3	34.04	4.29	38.67	-235.00	3.30	6.94	1.65	34.04	8.92	16.52	2.31	1.32
	440.63	315.87	437.54	476.00	51.42	278.42	36.39	391.75	135.78	412.68	129.13	92.92
4 to 6	5.33	2.00	1.00	476.00	1.00	2.62	-36.39	2.95	4.00	6.95	1.00	1.00
	445.96	317.87	438.54	476.00	52.42	281.04	0.00	394.70	139.78	419.63	130.13	93.92
7 to 9	2.00	1.00	7.07	476.00	0.00	4.87		1.00	1.00	1.66	1.00	11.87
	447.96	318.87	445.61	476.00	52.42	285.91		395.70	140.78	421.29	131.13	105.79
10 to 12	3.00	6.33	8.61	476.00	-52.42	3.95		3.62	3.33	1.00	0.62	4.00
	450.96	325.20	454.22	476.00	0.00	289.86		399.32	144.11	422.29	131.75	109.79
13 to 15	12.00	3.95	11.20	476.00		16.74		6.62	5.00	18.12	9.12	-109.79
	462.96	329.15	465.42	476.00		306.60		405.94	149.11	440.41	140.87	0.00
16	3.00	2.00	12.00	476.00		4.00		5.00	6.00	28.00	-93.00	
	465.96	331.15	477.42	476.00		310.60		410.94	155.11	468.41	47.87	
17	2.49	3.74		476.00		9.36		0.62	0.62	14.35	-45.56	
	468.45	334.89	477.42	476.00		319.96		411.56	155.73	482.76	2.31	
18	0.00	0.00		476.00		0.99		0.66	0.00		-2.31	
	468.45	334.89	477.42	476.00		320.95		412.22	155.73	482.76	0.00	
19	0.35	0.00	-1.42	476.00		0.23		0.00	0.11			
	468.80	334.89	476.00	476.00		321.18		412.22	155.84	482.76		
20	0.29	0.29		476.00		1.76		0.00	0.58	-6.76		
	469.09	335.18	476.00	476.00		322.94		412.22	156.42	476.00		
21	8.00	17.00		476.00		9.00		35.00	-139.00			
	477.09	352.18	476.00	476.00		331.94		447.22	17.42	476.00		
22 to 25		1.28		476.00		1.57		4.21	-17.42			
	477.09	353.46	476.00	476.00		333.51		451.43	0.00	476.00		
26	-1.09	0.13		476.00		0.00		0.13				
	476.00	353.59	476.00	476.00		333.51		451.56		476.00		
27		26.00		476.00		19.00		44.00				
	476.00	379.59	476.00	476.00		352.51		495.56		476.00		
28 to 32		2.79		476.00		5.03						
	476.00	382.38	476.00	476.00		357.54		495.56		476.00		
33		2.22		476.00		0.88		-19.56				
	476.00	384.60	476.00	476.00		358.42		476.00		476.00		
34		108.00		476.00		35.00						
	476.00	492.60	476.00	476.00		393.42		476.00		476.00		
35 to 39				476.00		23.75						
	476.00	492.60	476.00	476.00		417.17		476.00		476.00		
40				476.00		6.32						
	476.00	492.60	476.00	476.00		423.49		476.00		476.00		
41		-16.60		476.00		5.68						
	476.00	476.00	476.00	476.00		429.17		476.00		476.00		

Electors enrolled:	5,795	Declarations admitted:	4,953	Informal ballot papers:	140
Declarations returned:	5,012	Rejection rate:	1.18%	Informality rate:	2.86%
Response rate:	86.49%	Ballot paper adjustment:	56	Formal ballot papers:	4,757
Declarations rejected:	59	Total ballot papers:	4,897	Quota =	476

Candidates (cont.)

OLDHAM, V.	TUCKER, M.	WALLEY, S.	WHITTAKER, L.	WILSON, R.	WRIGHT, K.	Votes Exhausted	Loss (Gain) by Fraction	Total Votes	Remarks
227.00	1,267.00	187.00	160.00	31.00	209.00	0.00	0.00	4,757.00	TUCKER, M. elected 1, DRUMMOND, J. elected 2
50.56	-791.00	44.32	19.97	8.74	61.80	0.00	0.08		TUCKER, M.'s surplus distributed
277.56	476.00	231.32	179.97	39.74	270.80	0.00	0.08	4,757.00	
3.96		8.26	12.22	0.99	57.51	0.00	0.06		DRUMMOND, J.'s surplus distributed
281.52	476.00	239.58	192.19	40.73	328.31	0.00	0.14	4,757.00	
2.33		0.62	3.62	0.00	1.95	0.00	0.02		HOOGLAND, B. excluded
283.85	476.00	240.20	195.81	40.73	330.26	0.00	0.16	4,757.00	
4.62		1.00	1.00	-40.73	2.62	0.00	0.02		WILSON, R. excluded
288.47	476.00	241.20	196.81	0.00	332.88	0.00	0.18	4,757.00	
2.00		3.00	5.00		7.94	0.00	0.02		GALLACE, R. excluded
290.47	476.00	244.20	201.81		340.82	0.00	0.20	4,757.00	
8.87		9.24	3.24		5.66	0.00	0.03		MONTGOMERY, R. excluded
299.34	476.00	253.44	205.05		346.48	0.00	0.23	4,757.00	
13.00		7.00	7.00		6.00	0.00	0.00		LEFEVRE, J. part excluded
312.34	476.00	260.44	212.05		352.48	0.00	0.23	4,757.00	CHAPPLE, K. elected 3
4.37		3.74	0.62		4.37	1.24	0.04		LEFEVRE, J. part excluded
316.71	476.00	264.18	212.67		356.85	1.24	0.27	4,757.00	LEFEVRE, B. elected 4
0.00		0.66	0.00		0.00	0.00	0.00		LEFEVRE, J. excluded
316.71	476.00	264.84	212.67		356.85	1.24	0.27	4,757.00	
0.35		0.00	0.23		0.11	0.00	0.04		CHAPPLE, K.'s surplus distributed
317.06	476.00	264.84	212.90		356.96	1.24	0.31	4,757.00	
1.17		0.29	0.58		0.58	1.17	0.05		LEFEVRE, B.'s surplus distributed
318.23	476.00	265.13	213.48		357.54	2.41	0.36	4,757.00	
5.00		16.00	35.00		12.00	2.00	0.00		KURTUKOFF, C. part excluded
323.23	476.00	281.13	248.48		369.54	4.41	0.36	4,757.00	BARNES, G. elected 5
0.95		1.94	2.89		2.67	1.87	0.04		KURTUKOFF, C. excluded
324.18	476.00	283.07	251.37		372.21	6.28	0.40	4,757.00	
0.27		0.00	0.40		0.13	0.00	0.03		BARNES, G.'s surplus distributed
324.45	476.00	283.07	251.77		372.34	6.28	0.43	4,757.00	
24.00		20.00	-213.00		69.00	11.00	0.00		WHITTAKER, L. part excluded
348.45	476.00	303.07	38.77		441.34	17.28	0.43	4,757.00	JOHNSTONE, L. elected 6
3.58		6.46	-38.77		15.09	5.83	(0.01)		WHITTAKER, L. excluded
352.03	476.00	309.53	0.00		456.43	23.11	0.42	4,757.00	
0.44		2.66			9.33	4.00	0.03		JOHNSTONE, L.'s surplus distributed
352.47	476.00	312.19			465.76	27.11	0.45	4,757.00	
38.00		-242.00			49.00	12.00	0.00		WALLEY, S. part excluded
390.47	476.00	70.19			514.76	39.11	0.45	4,757.00	WRIGHT, K. elected 7, CARTER, I. elected 8
27.06		-70.19				19.37	0.01		WALLEY, S. excluded
417.53	476.00	0.00			514.76	58.48	0.46	4,757.00	
14.23						-38.76	0.02		WRIGHT, K.'s surplus distributed
431.76	476.00				476.00	76.67	0.48	4,757.00	
5.53						5.37	0.02		CARTER, I.'s surplus distributed
437.29	476.00				476.00	82.04	0.50	4,757.00	OLDHAM, V. elected 9

Break O'Day Council – Councillor election – first preferences



Break O'Day Council – Mayor election

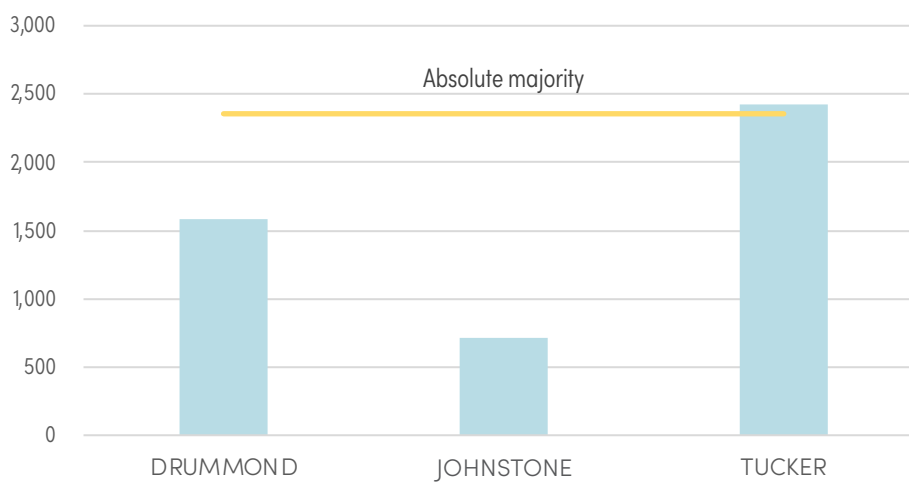
Polling closed: 2pm Tuesday 25 October 2022

Returning officer: Nick Young

Electors enrolled:	5,795	Ballot paper adjustment:	28
Declarations returned:	5,012	Total ballot papers:	4,925
Response rate:	86.49%	Informal ballot papers:	208
Declarations rejected:	59	Informality rate:	4.22%
Declarations admitted:	4,953	Formal ballot papers:	4,717

		Candidates			Exhausted votes	Formal votes	Absolute majority	Remarks
		DRUMMOND Janet	JOHNSTONE Liz	TUCKER Mick				
Count 1	First preferences	1,580	715	2,422		4,717	2,359	TUCKER elected
	Percentage	33.50%	15.16%	51.35%				

First preferences by mayor candidate



Break O'Day Council – Deputy Mayor election

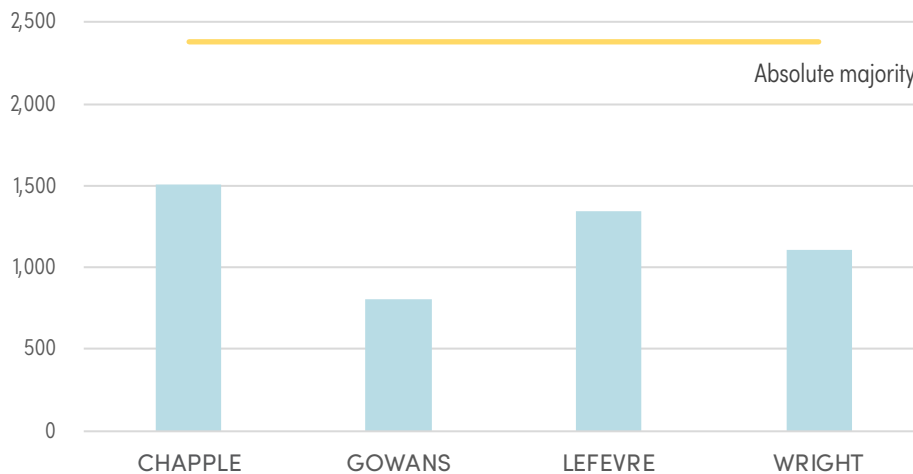
Polling closed: 2pm Tuesday 25 October 2022

Returning officer: Nick Young

Electors enrolled:	5,795	Ballot paper adjustment:	26
Declarations returned:	5,012	Total ballot papers:	4,927
Response rate:	86.49%	Informal ballot papers:	172
Declarations rejected:	59	Informality rate:	3.49%
Declarations admitted:	4,953	Formal ballot papers:	4,755

		Candidates				Exhausted votes	Formal votes	Absolute majority	Remarks
		CHAPPLE Kristi	GOWANS Tim	LEFEVRE Barry	WRIGHT Kylie				
Count 1	First preferences	1,506	804	1,340	1,105		4,755	2,378	
Count 2	Votes transferred	207	-804	327	135	135			GOWANS excluded
	Total votes	1,713	0	1,667	1,240	135	4,755	2,311	
Count 3	Votes transferred	812		325	-1,240	103			WRIGHT excluded
	Total votes	2,525		1,992	0	238	4,755	2,259	CHAPPLE elected
	Percentage	55.90%		44.10%					

First preferences by deputy mayor candidate



Break O'Day Council – recount results

Recount due to resignation of Councillor John Tucker

Recount conducted 1 April 2019

		Candidates							Exhausted Votes	Lost by fraction	Total Votes	Absolute majority	Remarks
		BIRCH Tyler	LANGOULANT Nick	MANNING Bill	OSBORNE Margaret	QUINN Ross	WILSON Randy	YOUNG Brady James					
Counts 1-6	Total	53.65	14.81	53.14	109.33	38.05	68.43	20.87	2.69	0.03	361.00	179.16	Distribution of Tucker
Counts 7-12	Votes transferred	0.39	-14.81	2.46	4.60	3.00	1.34	3.01	0.00	0.01			LANGOULANT excluded
	Progress total	54.04	0.00	55.60	113.93	41.05	69.77	23.88	2.69	0.04	361.00	179.16	
Counts 13-18	Votes transferred	7.03		2.11	4.94	1.85	5.80	-23.88	2.12	0.03			YOUNG excluded
	Progress total	61.07		57.71	118.87	42.90	75.57	0.00	4.81	0.07	361.00	178.10	
Counts 19-24	Votes transferred	8.59		12.04	10.53	-42.90	8.32		3.36	0.06			QUINN excluded
	Progress total	69.66		69.75	129.40	0.00	83.89		8.17	0.13	361.00	176.42	
Counts 25-30	Votes transferred	-69.66		15.43	26.29		15.49		12.43	0.02			BIRCH excluded
	Progress total	0.00		85.18	155.69		99.38		20.60	0.15	361.00	170.21	
Counts 31-36	Votes transferred			-85.18	33.74		38.74		12.71	-0.01			MANNING excluded
	Progress total			0.00	189.43		138.12		33.31	0.14	361.00	163.85	OSBORNE elected