



# Circular Head Council

## 2022 ELECTION REPORT

### Contents

- Local Government Elections in Tasmania
- Report on the 2022 Circular Head Council Elections
- List of Councillors following the 2022 elections
- Councillor results
- Mayor and Deputy Mayor results
- Recount results



# Local government elections in Tasmania

This booklet provides election details for the 2022 Circular Head Council election, which was conducted in accordance with the *Local Government Act 1993*.

This booklet also contains details of any casual vacancies or elector polls that were conducted between the 2018 and 2022 council elections.

Statewide election results are published on the TEC website [www.tec.tas.gov.au](http://www.tec.tas.gov.au).

## 2022 Election timetable

Notice of election published	Saturday 3 September
Nominations opened	Monday 5 September
Electoral rolls closed	Thursday 8 September
Nominations closed	Monday 19 September
Nominations announced	Tuesday 20 September
Ballot material received by electors	3–7 October
Polling period	3–25 October
Close of poll	2pm Tuesday 25 October

## Councillor casual vacancies

Councillor casual vacancies are filled by recount. Only unelected candidates from the relevant election may contest a recount. If there are no unelected candidates able to contest the recount, or the casual vacancy is also for the mayoral position, a by-election is held. A candidate elected at a recount or by-election serves until the next council election.

No casual vacancies are filled within 6 months of the next ordinary election, unless the vacancy results in the council unable to have a quorum.

## Elector polls

A council may hold an elector poll on any issue it determines. A council may also be required to hold an elector poll following petitions from electors in accordance with Part 6 of the Act. A council is not bound by the result of an elector poll.

## Electoral system

Elections for councillor positions are conducted using a system modelled on the Hare-Clark method of proportional representation used in Tasmanian House of Assembly elections.

Mayoral and deputy mayoral elections use a preferential system similar to that used for Tasmanian Legislative Council and federal House of Representatives elections.

Voting in Tasmanian local government elections is compulsory.

# Report on the 2022 Circular Head Council elections

Elections were held for the positions of Mayor, Deputy Mayor and 9 Councillors, all for 4 year terms.

5,694 Circular Head electors were enrolled for the 2022 elections, comprising 5,620 (98.70%) from the State House of Assembly roll and 74 (1.30%) from the General Manager's roll.

84.26% of Circular Head Council electors returned their ballot papers in comparison with 84.79% statewide.

## Circular Head Councillors

Councillors are listed in order of their election.

### Prior to the 2022 election

#### Mayor

QUILLIAM, Daryl

#### Deputy Mayor

BERECHREE, Norman

#### Councillors

QUILLIAM, Daryl

BERECHREE, Norman

POPOWSKI, Ashley

IVES-HERES, Stafford

OLDAKER, John Henry

BLIZZARD, Gerard

WOODWARD, David (Woody)

ETTLIN, Kathleen

HINE, Tony\*

### Following the 2022 election

#### Mayor

BLIZZARD, Gerard

#### Deputy Mayor

DAWES, Annette

#### Councillors

BLIZZARD, Gerard

DAWES, Annette

OLDAKER, John

POPOWSKI, Ashley

COLLINS, Sally

PILKINGTON, Steve

HINE, Tony

DABNER, Mark

FLOWERS, Rodney

\*elected by recount

## Recounts between the 2018 and 2022 elections

A recount was conducted on 1 November 2021, to fill a vacancy for councillor on the Circular Head Council following the resignation of Councillor Betty Kay on 18 October 2021.

Three unelected candidates from the 2018 Circular Head Council election contested the recount.

An abstract of the count is at the back of this report.

# The candidates

## Circular Head Council

enrolment 5,694

<b>Councillor</b>	9 Councillors - 13 candidates
BLIZZARD, Gerard	Smithton
COLLINS, Sally	Stanley
DABNER, Mark	Smithton
DAWES, Annette	Irishtown
FLOWERS, Rodney	Forest
HERES, Ian	Marawah
HINE, Tony	Smithton
LONG, Isaac	Stanley
McNAB, John	Rocky Cape
OLDAKER, John	Smithton
PILKINGTON, Steve	Redpa
POPOWSKI, Ashley	Smithton
WELLS, Melissa	Forest
<b>Mayor</b>	3 candidates
BLIZZARD, Gerard	Smithton
OLDAKER, John	Smithton
PILKINGTON, Steve	Redpa
<b>Deputy Mayor</b>	4 candidates
DAWES, Annette	Irishtown
HINE, Tony	Smithton
POPOWSKI, Ashley	Smithton
WELLS, Melissa	Forest

# Circular Head Council – 2022 Councillor election

Polling closed: 2pm Tuesday 25 October 2022

Returning officer: Mike Leyden

Number to be elected: 9

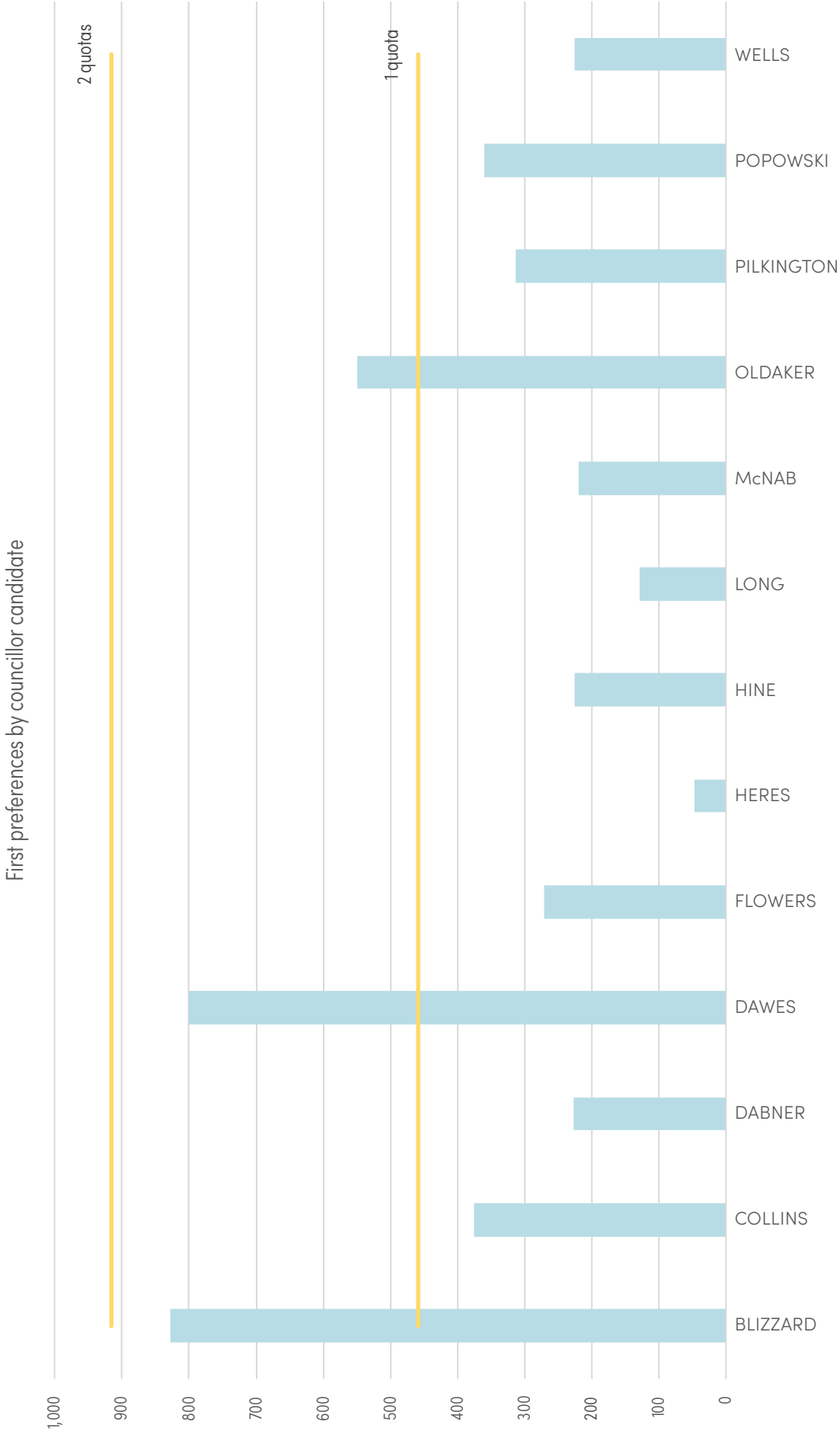
Count	Candidates								
	BLIZZARD	COLLINS	DABNER	DAWES	FLOWERS	HERES	HINE	LONG	McNAB
1	828.00	376.00	227.00	800.00	271.00	47.00	225.00	128.00	219.00
2	-370.00	56.75	45.57		15.19	7.14	43.34	11.17	24.13
	<b>458.00</b>	<b>432.75</b>	<b>272.57</b>	<b>800.00</b>	<b>286.19</b>	<b>54.14</b>	<b>268.34</b>	<b>139.17</b>	<b>243.13</b>
3		90.20	44.88	-342.00	36.76	13.68	35.91	17.52	24.36
	<b>458.00</b>	<b>522.95</b>	<b>317.45</b>	<b>458.00</b>	<b>322.95</b>	<b>67.82</b>	<b>304.25</b>	<b>156.69</b>	<b>267.49</b>
4			10.37		17.06	5.35	25.59	1.83	10.03
	<b>458.00</b>	<b>522.95</b>	<b>327.82</b>	<b>458.00</b>	<b>340.01</b>	<b>73.17</b>	<b>329.84</b>	<b>158.52</b>	<b>277.52</b>
5			3.60		1.76	1.22	3.93	0.67	2.51
	<b>458.00</b>	<b>522.95</b>	<b>331.42</b>	<b>458.00</b>	<b>341.77</b>	<b>74.39</b>	<b>333.77</b>	<b>159.19</b>	<b>280.03</b>
6		-64.95	11.08		8.31	4.92	7.38	5.54	7.69
	<b>458.00</b>	<b>458.00</b>	<b>342.50</b>	<b>458.00</b>	<b>350.08</b>	<b>79.31</b>	<b>341.15</b>	<b>164.73</b>	<b>287.72</b>
7 to 12			10.23		4.56	-79.31	20.82	7.80	8.57
	<b>458.00</b>	<b>458.00</b>	<b>352.73</b>	<b>458.00</b>	<b>354.64</b>	<b>0.00</b>	<b>361.97</b>	<b>172.53</b>	<b>296.29</b>
13			20.00		25.00		25.00	-132.00	6.00
	<b>458.00</b>	<b>458.00</b>	<b>372.73</b>	<b>458.00</b>	<b>379.64</b>		<b>386.97</b>	<b>40.53</b>	<b>302.29</b>
14 to 18			8.72		6.39		12.07	-40.53	5.97
	<b>458.00</b>	<b>458.00</b>	<b>381.45</b>	<b>458.00</b>	<b>386.03</b>		<b>399.04</b>	<b>0.00</b>	<b>308.26</b>
19			0.51		0.76		0.51		0.51
	<b>458.00</b>	<b>458.00</b>	<b>381.96</b>	<b>458.00</b>	<b>386.79</b>		<b>399.55</b>		<b>308.77</b>
20			73.00		50.00		66.00		-226.00
	<b>458.00</b>	<b>458.00</b>	<b>454.96</b>	<b>458.00</b>	<b>436.79</b>		<b>465.55</b>		<b>82.77</b>
21			14.29		7.59				-28.59
	<b>458.00</b>	<b>458.00</b>	<b>469.25</b>	<b>458.00</b>	<b>444.38</b>		<b>465.55</b>		<b>54.18</b>
22					19.23				-29.91
	<b>458.00</b>	<b>458.00</b>	<b>469.25</b>	<b>458.00</b>	<b>463.61</b>		<b>465.55</b>		<b>24.27</b>

Electors enrolled:	5,694	Declarations admitted:	4,734	Informal ballot papers:	113
Declarations returned:	4,798	Rejection rate:	1.33%	Informality rate:	2.41%
Response rate:	84.26%	Ballot paper adjustment:	51	Formal ballot papers:	4,750
Declarations rejected:	64	Total ballot papers:	4,683	Quota =	458

Candidates (cont.)

OLDAKER	PILKINGTON	POPOWSKI	WELLS	Votes Exhausted	Loss (Gain) by Fraction	Total Votes	Remarks
550.00	313.00	361.00	225.00	0.00	0.00	4,570.00	<b>BLIZZARD elected 1, DAWES elected 2, OLDAKER elected 3</b>
	41.55	114.39	10.72	0.00	0.05		BLIZZARD's surplus distributed
550.00	354.55	475.39	235.72	0.00	0.05	4,570.00	<b>POPOWSKI elected 4</b>
	47.88		30.78	0.00	0.03		DAWES' surplus distributed
550.00	402.43	475.39	266.50	0.00	0.08	4,570.00	<b>COLLINS elected 5</b>
-92.00	15.55		6.18	0.00	0.04		OLDAKER's surplus distributed
458.00	417.98	475.39	272.68	0.00	0.12	4,570.00	
	3.05	-17.39	0.27	0.33	0.05		POPOWSKI's surplus distributed
458.00	421.03	458.00	272.95	0.33	0.17	4,570.00	
	10.77		8.61	0.61	0.04		COLLINS' surplus distributed
458.00	431.80	458.00	281.56	0.94	0.21	4,570.00	
	15.77		10.44	0.98	0.14		HERES excluded
458.00	447.57	458.00	292.00	1.92	0.35	4,570.00	
	14.00		40.00	2.00	0.00		LONG part excluded
458.00	461.57	458.00	332.00	3.92	0.35	4,570.00	<b>PILKINGTON elected 6</b>
			5.05	2.25	0.08		LONG excluded
458.00	461.57	458.00	337.05	6.17	0.43	4,570.00	
	-3.57		0.76	0.51	0.01		PILKINGTON's surplus distributed
458.00	458.00	458.00	337.81	6.68	0.44	4,570.00	
			24.00	13.00	0.00		McNAB part excluded
458.00	458.00	458.00	361.81	19.68	0.44	4,570.00	<b>HINE elected 7</b>
			4.46	2.23	0.02		McNAB part excluded
458.00	458.00	458.00	366.27	21.91	0.46	4,570.00	<b>DABNER elected 8</b>
			4.27	6.41	0.00		McNAB part excluded
458.00	458.00	458.00	370.54	28.32	0.46	4,570.00	<b>FLOWERS elected 9</b>

# Circular Head Council – Councillor election – first preferences





# Circular Head Council – Mayor election

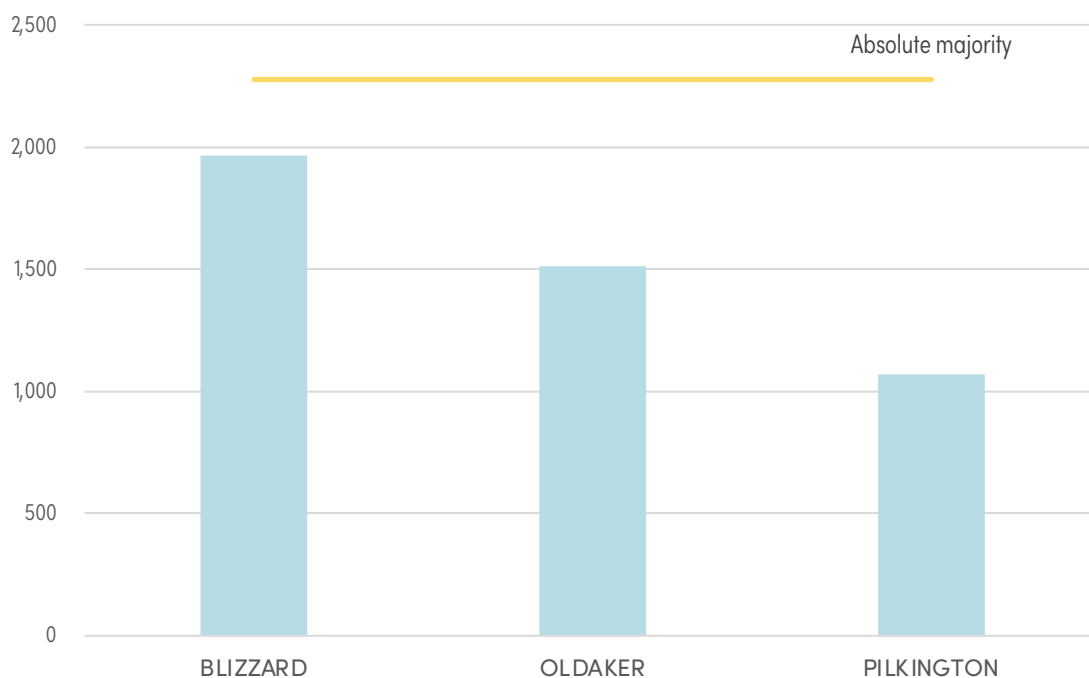
Polling closed: 2pm Tuesday 25 October 2022

Returning officer: Mike Leyden

Electors enrolled:	5,694	Ballot paper adjustment:	19
Declarations returned:	4,798	Total ballot papers:	4,715
Response rate:	84.26%	Informal ballot papers:	167
Declarations rejected:	64	Informality rate:	3.54%
Declarations admitted:	4,734	Formal ballot papers:	4,548

		Candidates			Exhausted votes	Formal votes	Absolute majority	Remarks
		BLIZZARD Gerard	OLDAKER John	PILKINGTON Steve				
Count 1	First preferences	1,964	1,513	1,071		4,548	2,275	
Count 2	Votes transferred	585	390	-1,071	96			PILKINGTON excluded
<b>Total votes</b>		<b>2,549</b>	<b>1,903</b>	<b>0</b>	<b>96</b>	<b>4,548</b>	<b>2,227</b>	<b>BLIZZARD elected</b>
Percentage		57.26%	42.74%					

First preferences by mayor candidate



# Circular Head Council – Deputy Mayor election

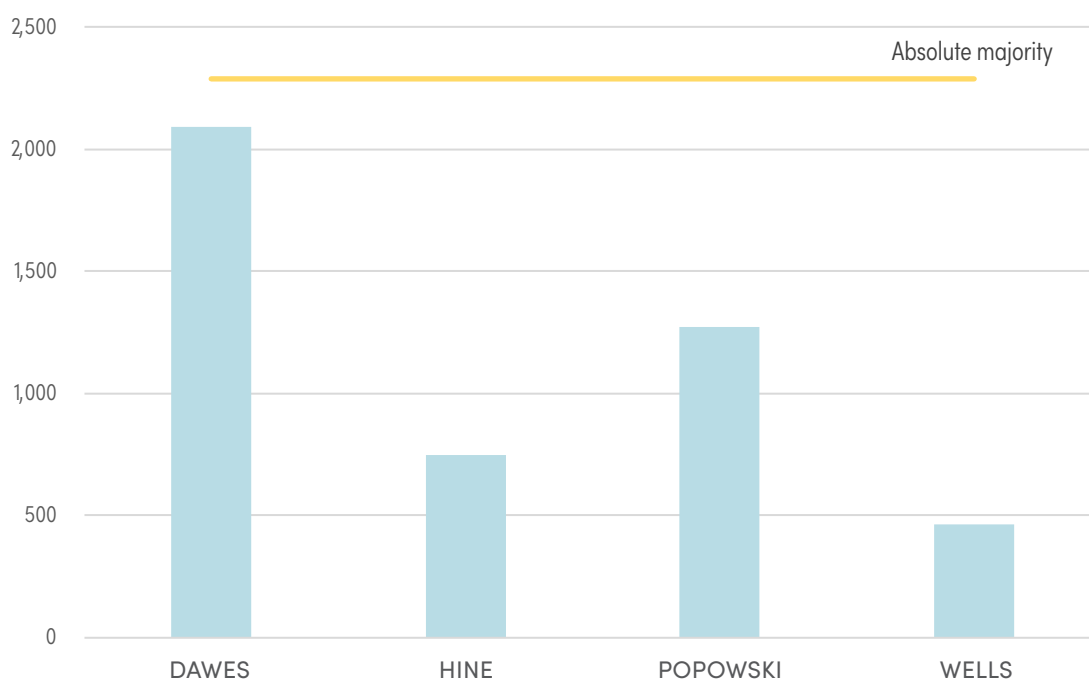
Polling closed: 2pm Tuesday 25 October 2022

Returning officer: Mike Leyden

Electors enrolled:	5,694	Ballot paper adjustment:	17
Declarations returned:	4,798	Total ballot papers:	4,717
Response rate:	84.26%	Informal ballot papers:	140
Declarations rejected:	64	Informality rate:	2.97%
Declarations admitted:	4,734	Formal ballot papers:	4,577

		Candidates				Exhausted votes	Formal votes	Absolute majority	Remarks
		DAWES Annette	HINE Tony	POPOWSKI Ashley	WELLS Melissa				
Count 1	First preferences	2,094	748	1,271	464		4,577	2,289	
Count 2	Votes transferred	225	96	103	-464	40			WELLS excluded
	<b>Total votes</b>	<b>2,319</b>	<b>844</b>	<b>1,374</b>	<b>0</b>	<b>40</b>	<b>4,577</b>	<b>2,269</b>	<b>DAWES elected</b>
	Percentage	51.11%	18.60%	30.28%					

First preferences by deputy mayor candidate



# Circular Head Council – recount results

## Recount due to resignation of Councillor Betty Kay

Recount conducted 1 November 2021

		Candidates			Exhausted votes	Lost (gain) by Fraction	Total votes (the quota)	Absolute majority	Remarks
		Brad GAWNE	Tony HINE	Rebecca TYERS					
Counts 1 - 6	Kay distribution	50.48	203.65	100.12	1.70	0.05	356.00	177.16	HINE elected
	Percentage	14.24%	57.48%	28.26%					