

Derwent Valley Council

2022 ELECTION REPORT

Contents

- Local Government Elections in Tasmania
- Report on the 2022 Derwent Valley Council Elections
- List of Councillors following the 2022 elections
- Councillor results
- Mayor and Deputy Mayor results
- Recount results
- By-election results

Local government elections in Tasmania

This booklet provides election details for the 2022 Derwent Valley Council election, which was conducted in accordance with the *Local Government Act 1993*.

This booklet also contains details of any casual vacancies or elector polls that were conducted between the 2018 and 2022 council elections.

Statewide election results are published on the TEC website www.tec.tas.gov.au.

2022 Election timetable

Notice of election published	Saturday 3 September
Nominations opened	Monday 5 September
Electoral rolls closed	Thursday 8 September
Nominations closed	Monday 19 September
Nominations announced	Tuesday 20 September
Ballot material received by electors	3–7 October
Polling period	3–25 October
Close of poll	2pm Tuesday 25 October

Councillor casual vacancies

Councillor casual vacancies are filled by recount. Only unelected candidates from the relevant election may contest a recount. If there are no unelected candidates able to contest the recount, or the casual vacancy is also for the mayoral position, a by-election is held. A candidate elected at a recount or by-election serves until the next council election.

No casual vacancies are filled within 6 months of the next ordinary election, unless the vacancy results in the council unable to have a quorum.

Elector polls

A council may hold an elector poll on any issue it determines. A council may also be required to hold an elector poll following petitions from electors in accordance with Part 6 of the Act. A council is not bound by the result of an elector poll.

Electoral system

Elections for councillor positions are conducted using a system modelled on the Hare-Clark method of proportional representation used in Tasmanian House of Assembly elections.

Mayoral and deputy mayoral elections use a preferential system similar to that used for Tasmanian Legislative Council and federal House of Representatives elections.

Voting in Tasmanian local government elections is compulsory.

Report on the 2022 Derwent Valley Council elections

Elections were held for the positions of Mayor, Deputy Mayor and 8 Councillors, all for 4 year terms.

8,348 Derwent Valley electors were enrolled for the 2022 elections, comprising 8,151 (97.64%) from the State House of Assembly roll and 197 (2.36%) from the General Manager's roll.

83.04% of Derwent Valley Council electors returned their ballot papers in comparison with 84.79% statewide.

Derwent Valley Councillors

Councillors are listed in order of their election.

Prior to the 2022 election

Mayor

DRACOULIS, Michelle**

Deputy Mayor

COSGROVE, Jessica

Councillors

TRIFFETT, Julie

COSGROVE, Jessica

BROWNING, Luke

WOODS, Natasha*

GRAHAM, James*

HILL, Matthew*

DRACOULIS, Michelle**

BINGLEY, Phillip*

*elected by recount

**elected by by-election

Following the 2022 election

Mayor

DRACOULIS, Michelle

Deputy Mayor

BROWNING, Luke

Councillors

DRACOULIS, Michelle

BROWNING, Luke

COSGROVE, Jessica

LOWE, Sara

HILL, Matt

BINGLEY, Phillip

BINNY, Peter

DERKSEN, Justin

Recounts between the 2018 and 2022 elections

A recount was conducted on 8 July 2019, to fill a vacancy for councillor on the Derwent Valley Council following the resignation of Councillor Anne Salt on 24 June 2019.

A recount was conducted on 14 October 2019, to fill a vacancy for councillor on the Derwent Valley Council following the resignation of Councillor Rachel Power on 1 October 2019.

A recount was conducted on 13 December 2021, to fill a vacancy for councillor on the Derwent Valley Council, triggered under Schedule 5 of the *Local Government Act 1993* by Councillor Martyn Evans' absence from three consecutive council meetings, on Friday 26 November 2021.

A recount was conducted on 20 December 2021, to fill a vacancy for councillor on the Derwent Valley Council following the resignation of Councillor Paul Damien Belcher on 8 December 2021.

A recount was conducted on 7 March 2022, to fill a vacancy for councillor on the Derwent Valley Council. This recount was triggered on Thursday 17 February 2022, when the Derwent Valley Council General Manager advised the Commissioner that Councillor Frank Pearce no longer resided in Tasmania and was no longer eligible to be a councillor under Schedule 5 of the *Local Government Act 1993*.

Unelected candidates from the 2018 Derwent Valley Council election contested these recounts.

An abstract of these counts is at the back of this report.

Other vacancies between the 2018 and 2022 elections

By-elections were completed on 23 February 2022 to fill vacancies for mayor and one councillor, following the resignation of Mayor Ben Shaw on 11 December 2021.

Michelle Dracoulis has been elected as councillor and as mayor to serve until the 2022 ordinary election.

The candidates

Derwent Valley Council

enrolment 8,348

Councillor

8 Councillors - 18 candidates

BIGG, Phillip	New Norfolk
BINGLEY, Phillip	Lachlan
BINNY, Peter	Granton
BROWNING, Luke	Lawitta
CARNES, Deb	New Norfolk
CHAPLIN, Heather	Westerway
COSGROVE, Jessica	New Norfolk
DERKSEN, Justin	New Norfolk
DRACOULIS, Michelle	New Norfolk
GRAHAM, James	Magra
HILL, Matt	New Norfolk
LOWE, Sara	New Norfolk
MARYNIAK, Brett	New Norfolk
NELSON, Eve	Hayes
SHOOBRIDGE, Wayne	New Norfolk
VIRTUE, Liz	New Norfolk
WIGGINS, Brody	New Norfolk
WOODS, Natasha	New Norfolk

Mayor

3 candidates

BINGLEY, Phillip	Lachlan
BINNY, Peter	Granton
DRACOULIS, Michelle	New Norfolk

Deputy Mayor

6 candidates

BIGG, Phillip	New Norfolk
BROWNING, Luke	Lawitta
COSGROVE, Jessica	New Norfolk
LOWE, Sara	New Norfolk
SHOOBRIDGE, Wayne	New Norfolk
WOODS, Natasha	New Norfolk

Derwent Valley Council - 2022 Councillor election

Polling closed: 2pm Tuesday 25 October 2022

Returning officer: Justin Meeker

Number to be elected: 8

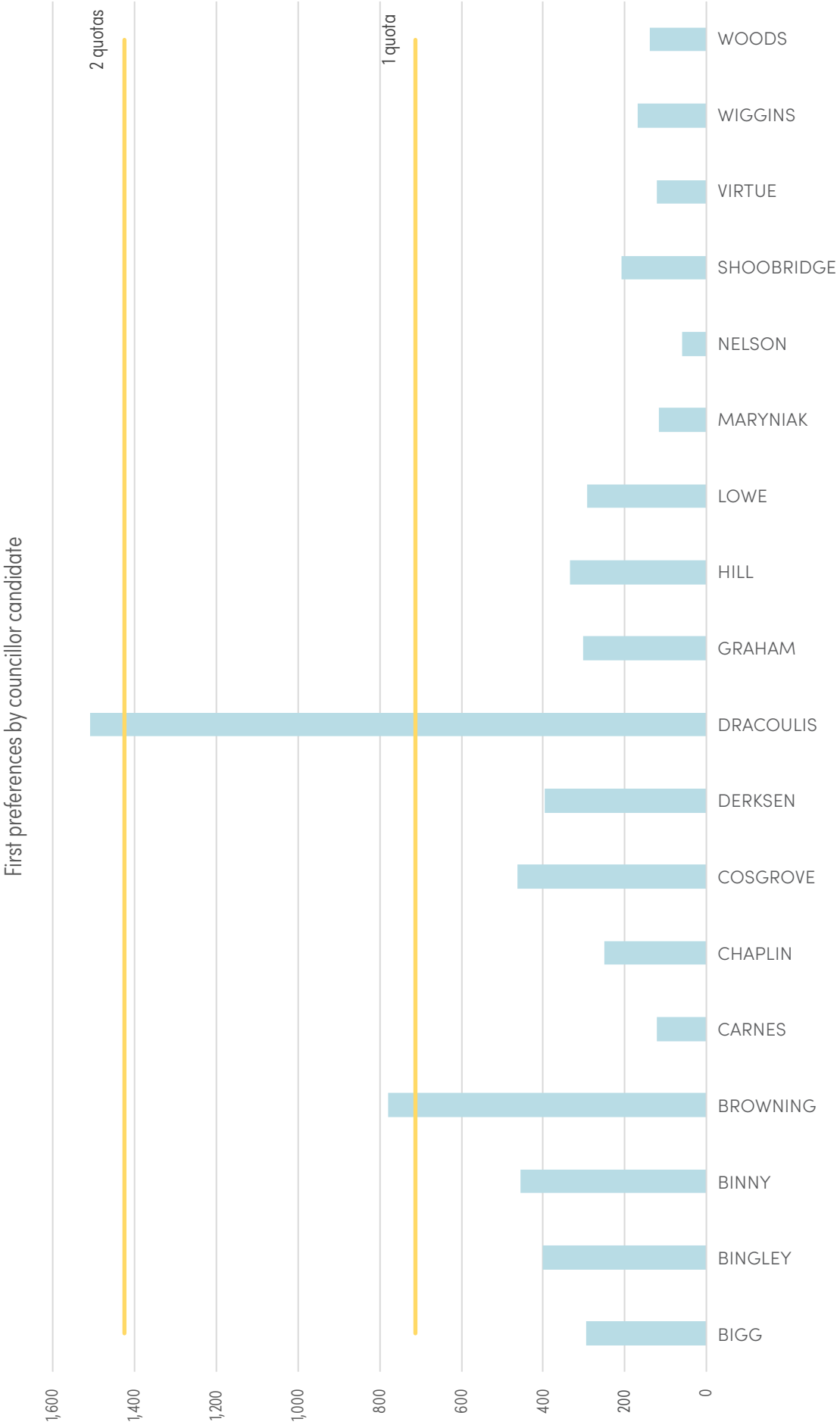
Count	Candidates												
	BIGG	BINGLEY	BINNY	BROWNING	CARNES	CHAPLIN	COSGROVE	DERKSEN	DRACOUILIS	GRAHAM	HILL	LOWE	MARYNIAK
1	295.00	401.00	456.00	780.00	122.00	250.00	462.00	397.00	1,508.00	302.00	334.00	293.00	117.00
2	51.13	45.33	34.79		24.77	31.63	242.50	36.90	-795.00	25.30	42.17	97.52	6.85
	346.13	446.33	490.79	780.00	146.77	281.63	704.50	433.90	713.00	327.30	376.17	390.52	123.85
3	3.86	4.55	5.23	-67.00	1.63	0.77	8.07	6.95		4.72	10.73	10.30	0.77
	349.99	450.88	496.02	713.00	148.40	282.40	712.57	440.85	713.00	332.02	386.90	400.82	124.62
4	7.00	2.00	1.00		4.00	4.00	14.00	3.00		3.00	1.00	4.00	2.00
	356.99	452.88	497.02	713.00	152.40	286.40	726.57	443.85	713.00	335.02	387.90	404.82	126.62
5 to 6	0.00	0.00	0.08		2.10	1.58		0.52		0.52	2.63	0.60	1.58
	356.99	452.88	497.10	713.00	154.50	287.98	726.57	444.37	713.00	335.54	390.53	405.42	128.20
7	1.93	0.96	0.00		0.00	0.96	-13.57	2.90		0.00	0.96	2.90	0.96
	358.92	453.84	497.10	713.00	154.50	288.94	713.00	447.27	713.00	335.54	391.49	408.32	129.16
8 to 11	11.05	17.60	5.00		10.10	9.05		3.08		9.60	13.25	14.30	-129.16
	369.97	471.44	502.10	713.00	164.60	297.99	713.00	450.35	713.00	345.14	404.74	422.62	0.00
12 to 14	7.22	11.00	7.22		-164.60	26.96		15.18		11.77	15.60	22.16	
	377.19	482.44	509.32	713.00	0.00	324.95	713.00	465.53	713.00	356.91	420.34	444.78	
15 to 17	10.77	11.24	2.69			35.46		15.88		19.50	25.14	33.62	
	387.96	493.68	512.01	713.00		360.41	713.00	481.41	713.00	376.41	445.48	478.40	
18 to 20	26.66	10.60	15.05			14.27		17.00		20.05	33.92	43.66	
	414.62	504.28	527.06	713.00		374.68	713.00	498.41	713.00	396.46	479.40	522.06	
21 to 24	23.89	18.58	18.71			33.98		20.44		26.24	25.00	88.38	
	438.51	522.86	545.77	713.00		408.66	713.00	518.85	713.00	422.70	504.40	610.44	
25 to 28	34.87	58.69	38.61			24.30		20.29		29.05	44.13	38.89	
	473.38	581.55	584.38	713.00		432.96	713.00	539.14	713.00	451.75	548.53	649.33	
29	45.00	25.00	30.00			-372.00		37.00		41.00	47.00	119.00	
	518.38	606.55	614.38	713.00		60.96	713.00	576.14	713.00	492.75	595.53	768.33	
30 to 32	6.49	3.94	4.99			-60.96		10.26		4.21	12.01		
	524.87	610.49	619.37	713.00		0.00	713.00	586.40	713.00	496.96	607.54	768.33	
33	6.97	3.25	9.29					5.57		4.64	11.62	-55.33	
	531.84	613.74	628.66	713.00			713.00	591.97	713.00	501.60	619.16	713.00	
34	60.00	85.00	74.00					53.00		-447.00	126.00		
	591.84	698.74	702.66	713.00			713.00	644.97	713.00	54.60	745.16	713.00	
35 to 37	10.97	9.74	6.30					11.10		-54.60			
	602.81	708.48	708.96	713.00			713.00	656.07	713.00	0.00	745.16	713.00	
38	7.14	7.91	4.33					6.12			-32.16		
	609.95	716.39	713.29	713.00			713.00	662.19	713.00		713.00	713.00	
39	1.85	-3.39						0.87					
	611.80	713.00	713.29	713.00			713.00	663.06	713.00		713.00	713.00	
40	0.13		-0.29					0.06					
	611.93	713.00	713.00	713.00			713.00	663.12	713.00		713.00	713.00	

Electors enrolled:	8,348	Declarations admitted:	6,797	Informal ballot papers:	273
Declarations returned:	6,932	Rejection rate:	1.95%	Informality rate:	4.08%
Response rate:	83.04%	Ballot paper adjustment:	110	Formal ballot papers:	6,414
Declarations rejected:	135	Total ballot papers:	6,687	Quota =	713

Candidates (cont.)

NELSON	SHOBRIDGE	VIRTUE	WIGGINS	WOODS	Votes Exhausted	Loss (Gain) by Fraction	Total Votes	Remarks
60.00	209.00	121.00	169.00	138.00	0.00	0.00	6,414.00	DRACOU LIS elected 1, BROWNING elected 2
13.70	28.46	40.06	13.17	60.62	0.00	0.10		DRACOU LIS' surplus distributed
73.70	237.46	161.06	182.17	198.62	0.00	0.10	6,414.00	
0.68	3.69	1.63	1.46	1.88	0.00	0.08		BROWNING's surplus distributed
74.38	241.15	162.69	183.63	200.50	0.00	0.18	6,414.00	
-60.00	0.00	5.00	6.00	4.00	0.00	0.00		NELSON part excluded
14.38	241.15	167.69	189.63	204.50	0.00	0.18	6,414.00	COSGROVE elected 3
-14.38	1.05	1.30	0.08	2.27	0.00	0.07		NELSON excluded
0.00	242.20	168.99	189.71	206.77	0.00	0.25	6,414.00	
	0.96	0.00	0.00	0.96	0.00	0.08		COSGROVE's surplus distributed
	243.16	168.99	189.71	207.73	0.00	0.33	6,414.00	
	4.52	21.00	8.05	2.48	0.00	0.08		MARYNIAK excluded
	247.68	189.99	197.76	210.21	0.00	0.41	6,414.00	
	8.92	14.63	11.13	12.21	0.52	0.08		CARNES excluded
	256.60	204.62	208.89	222.42	0.52	0.49	6,414.00	
	11.24	-204.62	13.13	23.87	2.00	0.08		VIRTUE excluded
	267.84	0.00	222.02	246.29	2.52	0.57	6,414.00	
	13.63		-222.02	23.14	4.00	0.04		WIGGINS excluded
	281.47		0.00	269.43	6.52	0.61	6,414.00	
	10.13			-269.43	4.05	0.03		WOODS excluded
	291.60			0.00	10.57	0.64	6,414.00	
	-291.60				2.75	0.02		SHOBRIDGE excluded
	0.00				13.32	0.66	6,414.00	
					28.00	0.00		CHAPLIN part excluded
					41.32	0.66	6,414.00	LOWE elected 4
					19.05	0.01		CHAPLIN excluded
					60.37	0.67	6,414.00	
					13.94	0.05		LOWE's surplus distributed
					74.31	0.72	6,414.00	
					49.00	0.00		GRAHAM part excluded
					123.31	0.72	6,414.00	HILL elected 5
					16.50	(0.01)		GRAHAM excluded
					139.81	0.71	6,414.00	
					6.63	0.03		HILL's surplus distributed
					146.44	0.74	6,414.00	BINGLEY elected 6, BINNY elected 7
					0.65	0.02		BINGLEY's surplus distributed
					147.09	0.76	6,414.00	
					0.08	0.02		BINNY's surplus distributed
					147.17	0.78	6,414.00	DERKSEN elected 8

Derwent Valley Council – Councillor election – first preferences



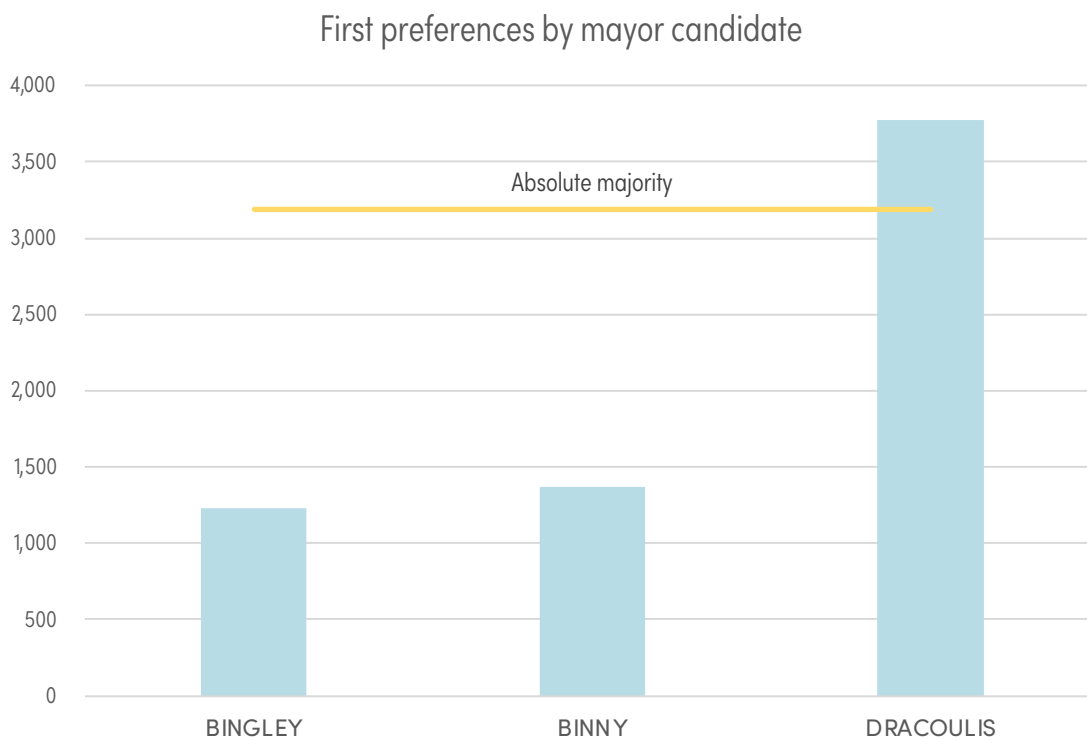
Derwent Valley Council – Mayor election

Polling closed: 2pm Tuesday 25 October 2022

Returning officer: Justin Meeker

Electors enrolled:	8,348	Ballot paper adjustment:	41
Declarations returned:	6,932	Total ballot papers:	6,756
Response rate:	83.04%	Informal ballot papers:	380
Declarations rejected:	135	Informality rate:	5.62%
Declarations admitted:	6,797	Formal ballot papers:	6,376

		Candidates			Exhausted votes	Formal votes	Absolute majority	Remarks
		BINGLEY Phillip	BINNY Peter	DRACOULIS Michelle				
Count 1	First preferences	1,230	1,374	3,772		6,376	3,189	DRACOULIS elected
	Percentage	19.29%	21.55%	59.16%				



Derwent Valley Council – Deputy Mayor election

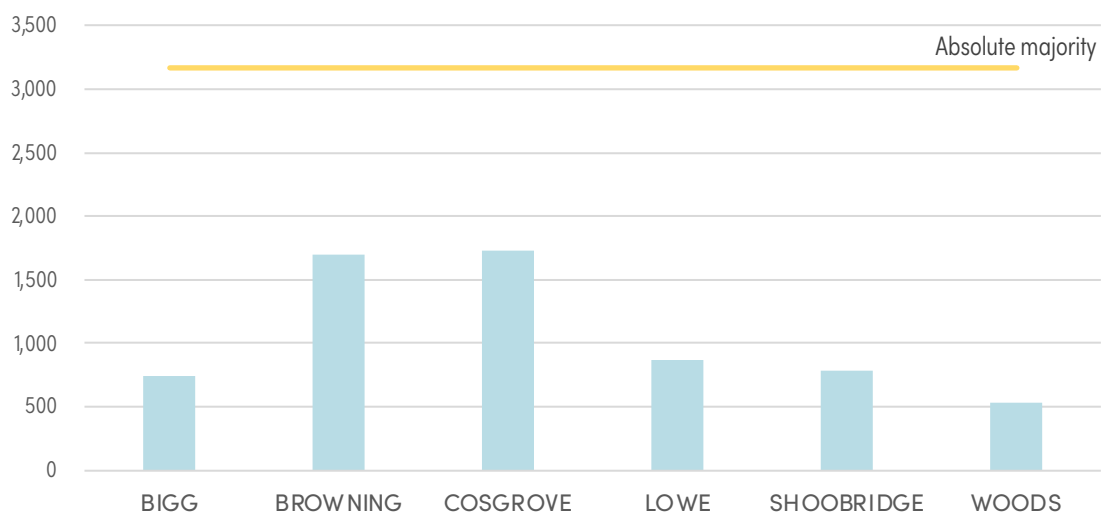
Polling closed: 2pm Tuesday 25 October 2022

Returning officer: Justin Meeker

Electors enrolled:	8,348	Ballot paper adjustment:	38
Declarations returned:	6,932	Total ballot papers:	6,759
Response rate:	83.04%	Informal ballot papers:	422
Declarations rejected:	135	Informality rate:	6.24%
Declarations admitted:	6,797	Formal ballot papers:	6,337

		Candidates						Exhausted votes	Formal votes	Absolute majority	Remarks
		BIGG Phillip	BROWNING Luke	COSGROVE Jessica	LOWE Sara	SHOBRIDGE Wayne	WOODS Natasha				
Count 1	First preferences	741	1,696	1,725	864	783	528		6,337	3,169	
Count 2	Votes transferred	52	92	107	192	25	-528	60			WOODS excluded
	Total votes	793	1,788	1,832	1,056	808	0	60	6,337	3,139	
Count 3	Votes transferred	-793	232	151	191	160		59			BIGG excluded
	Total votes	0	2,020	1,983	1,247	968		119	6,337	3,110	
Count 4	Votes transferred		458	200	218	-968		92			SHOBRIDGE excluded
	Total votes		2,478	2,183	1,465	0		211	6,337	3,064	
Count 5	Votes transferred		863	474	-1,465			128			LOWE excluded
	Total votes		3,341	2,657	0			339	6,337	3,000	BROWNING elected
	Percentage		55.70%	44.30%							

First preferences by deputy mayor candidate



Derwent Valley Council – recount results

Recount due to resignation of Councillor Anne Salt

Recount conducted 8 July 2019

		Candidates								Exhausted	Lost by	Total	Absolute	Remarks
		BINGLEY Phillip	GRAHAM James	HILL Matthew	LESTER Chris	NICHOLSON Tony	PEARCE Frank	SHOBRIDGE Wayne	WOODS Natasha	Votes	fraction	Votes	majority	
Counts 1-8	Total	42.03	57.20	99.09	25.63	59.86	53.34	41.21	89.65	2.00	- 0.01	470.00	234.01	Distribution of SALT
Counts 9-12	Votes transferred	9.13	2.44	2.00	- 25.63	3.44	3.34	0.88	3.89	0.44	0.07			LESTER excluded
	Progress total	51.16	59.64	101.09	0.00	63.30	56.68	42.09	93.54	2.44	0.06	470.00	233.79	
Counts 13-18	Votes transferred	6.89	8.52	7.38		5.33	4.23	- 42.09	8.67	1.00	0.07			SHOBRIDGE excluded
	Progress total	58.05	68.16	108.47		68.63	60.91	0.00	102.21	3.44	0.13	470.00	233.29	
Counts 19-24	Votes transferred	- 58.05	10.57	11.02		12.26	11.47		9.23	3.44	0.06			BINGLEY excluded
	Progress total	0.00	78.73	119.49		80.89	72.38		111.44	6.88	0.19	470.00	231.57	
Counts 25-31	Votes transferred		14.25	6.04		18.15	- 72.38		26.59	7.33	0.02			PEARCE excluded
	Progress total		92.98	125.53		99.04	0.00		138.03	14.21	0.21	470.00	227.90	
Counts 32-39	Votes transferred		- 92.98	23.68		23.27			37.81	8.23	- 0.01			GRAHAM excluded
	Progress total		0.00	149.21		122.31			175.84	22.44	0.20	470.00	223.79	
Counts 40-44	Votes transferred			42.17		- 122.31			59.13	21.05	- 0.04			NICHOLSON excluded
	Progress total			191.38		0.00			234.97	43.49	0.16	470.00	213.26	WOODS elected

Derwent Valley Council – recount results

Recount due to resignation of Councillor Rachel Power

Recount conducted 14 October 2019

		Candidates						Exhausted Votes	Lost by fraction	Total Votes	Absolute majority	Remarks
		BINGLEY Phillip	GRAHAM James	LESTER Chris	NICHOLSON Tony	PEARCE Frank	SHOOBRIDGE Wayne					
Counts 1-5	Total	66.29	108.75	76.05	49.82	93.43	51.79	23.88	- 0.01	470.00	223.07	Distribution of POWER
Counts 6-10	Votes transferred	4.34	12.33	6.68	- 49.82	9.85	12.39	4.12	0.11			NICHOLSON excluded
	Progress total	70.63	121.08	82.73	0.00	103.28	64.18	28.00	0.10	470.00	221.01	
Counts 11-15	Votes transferred	17.97	12.27	13.87		15.23	- 64.18	4.79	0.05			SHOOBRIDGE excluded
	Progress total	88.60	133.35	96.60		118.51	0.00	32.79	0.15	470.00	218.61	
Counts 16-20	Votes transferred	- 88.60	21.03	28.86		27.68		11.02	0.01			BINGLEY excluded
	Progress total	0.00	154.38	125.46		146.19		43.81	0.16	470.00	213.10	
Counts 21-25	Votes transferred		41.09	- 125.46		63.24		21.17	- 0.04			LESTER excluded
	Progress total		195.47	0.00		209.43		64.98	0.12	470.00	202.52	PEARCE elected

Recount triggered under Schedule 5 of the *Local Government Act 1993* by Councillor Martyn Evans' absence from 3 consecutive council meetings

Recount conducted 13 December 2021

		Candidates						Exhausted Votes	Lost by fraction	Total Votes	Absolute majority	Remarks
		BINGLEY Phillip	GRAHAM James	HILL Matthew	LESTER Chris	NICHOLSON Tony	SHOOBRIDGE Wayne					
Counts 1-5	Total	88.35	107.37	78.06	62.76	66.12	56.90	10.45	- 0.01	470.00	229.78	Distribution of EVANS
Counts 6-9	Votes transferred	13.77	11.78	12.57	6.57	8.78	- 56.90	3.34	0.09			SHOOBRIDGE excluded
	Progress total	102.12	119.15	90.63	69.33	74.90	0.00	13.79	0.08	470.00	228.11	
Counts 10-13	Votes transferred	14.22	21.02	13.68	- 69.33	9.12		11.23	0.06			LESTER excluded
	Progress total	116.34	140.17	104.31	0.00	84.02		25.02	0.14	470.00	222.50	
Counts 14-17	Votes transferred	23.82	20.31	25.73		- 84.02		14.13	0.03			NICHOLSON excluded
	Progress total	140.16	160.48	130.04		0.00		39.15	0.17	470.00	215.43	
Counts 18-22	Votes transferred	49.48	58.67	- 130.04				21.88	0.01			HILL excluded
	Progress total	189.64	219.15	0.00				61.03	0.18	470.00	204.49	GRAHAM elected

Derwent Valley Council – recount results

Recount due to resignation of Councillor Paul Damien Belcher

Recount conducted 20 December 2021

		Candidates					Exhausted Votes	Lost by fraction	Total Votes	Absolute majority	Remarks
		BINGLEY Phillip	HILL Matthew	LESTER Chris	NICHOLSON Tony	SHOBRIDGE Wayne					
Count 1	Total	76.49	150.79	85.85	71.54	67.69	17.61	0.03	470.00	226.20	Distribution of BELCHER
Count 2	Votes transferred	13.20	12.10	20.91	15.96	- 67.69	5.50	0.02			SHOBRIDGE excluded
	Progress total	89.69	162.89	106.76	87.50	0.00	23.11	0.05	470.00	223.45	
Count 3	Votes transferred	26.96	26.96	23.66	- 87.50		9.90	0.02			NICHOLSON excluded
	Progress total	116.65	189.85	130.42	0.00		33.01	0.07	470.00	218.50	
Count 4	Votes transferred	- 116.65	55.03	48.98			12.65	- 0.01			BINGLEY excluded
	Progress total	0.00	244.88	179.40			45.66	0.06	470.00	212.18	HILL elected

Recount due to Councillor Frank Pearce's ineligibility to remain councillor

Recount conducted 7 March 2022

		Candidates			Exhausted Votes	Lost by fraction	Total Votes	Absolute majority	Remarks
		BINGLEY Phillip	NICHOLSON Tony	SHOBRIDGE Wayne					
Count 1	Total	158.59	115.18	115.50	80.79	- 0.06	470.00	194.61	Distribution of POWER*
Count 2	Votes transferred	46.47	- 115.18	44.65	24.02	0.04			NICHOLSON excluded
	Progress total	205.06	0.00	160.15	104.81	- 0.02	470.00	182.60	BINGLEY elected

*As Councillor Pearce was elected to the Council from the Councillor Power recount, it is Ms Power's ballot papers used for this recount.

Derwent Valley Council – by-election results

Councillor

Polling closed: 2pm Tuesday 22 February 2022

Returning officer: Nick Kakkos

Electors enrolled:	8,159	Ballot paper adjustment:	33
Declarations returned:	3,804	Total ballot papers:	3,713
Response rate:	46.62%	Informal ballot papers:	53
Declarations rejected:	58	Informality rate:	1.43%
Declarations admitted:	3,746	Formal ballot papers:	3,660

		Candidates				Exhausted votes	Formal votes	Absolute majority	Remarks
		BINGLEY Phillip	BINNY Peter	DRACOU LIS Michelle	NICHOLSON Tony				
Count 1	First preferences	624	718	1 850	468		3 660	1 831	DRACOU LIS elected
	Percentage	17.05%	19.62%	50.55%	12.79%				

Mayor

Polling closed: 2pm Tuesday 22 February 2022

Returning officer: Nick Kakkos

Electors enrolled:	8,159	Ballot paper adjustment:	42
Declarations returned:	3,804	Total ballot papers:	3,704
Response rate:	46.62%	Informal ballot papers:	47
Declarations rejected:	58	Informality rate:	1.27%
Declarations admitted:	3,746	Formal ballot papers:	3,657

		Candidates						Exhausted votes	Formal votes	Absolute majority	Remarks
		BINGLEY Phillip	BINNY Peter	COSGROVE Jessica	DRACOU LIS Michelle	NICHOLSON Tony	TRIFFETT Julie				
Count 1	Total votes	402	514	899	856	262	724		3,657	1,829	First preferences
Count 2	Votes transferred	47	62	21	43	- 262	62	27			NICHOLSON excluded
	Total votes	449	576	920	899	0	786	27	3,657	1,816	
Count 3	Votes transferred	- 449	167	55	105		87	35			BINGLEY excluded
	Total votes	0	743	975	1,004		873	62	3,657	1,798	
Count 4	Votes transferred		- 743	169	232		272	70			BINNY excluded
	Total votes		0	1,144	1,236		1,145	132	3,657	1,763	
Count 5	Votes transferred			-1,144	632		390	122			COSGROVE excluded
	Total votes			0	1,868		1,535	254	3 657	1,702	DRACOU LIS elected
	Percentage				54.89%		45.11%				

