



# Dorset Council

## 2022 ELECTION REPORT

### Contents

- Local Government Elections in Tasmania
- Report on the 2022 Dorset Council Elections
- List of Councillors following the 2022 elections
- Councillor results
- Mayor and Deputy Mayor results
- Recount results



# Local government elections in Tasmania

This booklet provides election details for the 2022 Dorset Council election, which was conducted in accordance with the *Local Government Act 1993*.

This booklet also contains details of any casual vacancies or elector polls that were conducted between the 2018 and 2022 council elections.

Statewide election results are published on the TEC website [www.tec.tas.gov.au](http://www.tec.tas.gov.au).

## 2022 Election timetable

Notice of election published	Saturday 3 September
Nominations opened	Monday 5 September
Electoral rolls closed	Thursday 8 September
Nominations closed	Monday 19 September
Nominations announced	Tuesday 20 September
Ballot material received by electors	3–7 October
Polling period	3–25 October
Close of poll	2pm Tuesday 25 October

## Councillor casual vacancies

Councillor casual vacancies are filled by recount. Only unelected candidates from the relevant election may contest a recount. If there are no unelected candidates able to contest the recount, or the casual vacancy is also for the mayoral position, a by-election is held. A candidate elected at a recount or by-election serves until the next council election.

No casual vacancies are filled within 6 months of the next ordinary election, unless the vacancy results in the council unable to have a quorum.

## Elector polls

A council may hold an elector poll on any issue it determines. A council may also be required to hold an elector poll following petitions from electors in accordance with Part 6 of the Act. A council is not bound by the result of an elector poll.

## Electoral system

Elections for councillor positions are conducted using a system modelled on the Hare-Clark method of proportional representation used in Tasmanian House of Assembly elections.

Mayoral and deputy mayoral elections use a preferential system similar to that used for Tasmanian Legislative Council and federal House of Representatives elections.

Voting in Tasmanian local government elections is compulsory.

# Report on the 2022 Dorset Council elections

Elections were held for the positions of Mayor, Deputy Mayor and 9 Councillors, all for 4 year terms.

5,537 Dorset electors were enrolled for the 2022 elections, comprising 5,330 (96.26%) from the State House of Assembly roll and 207 (3.74%) from the General Manager's roll. 86.96% of Dorset Council electors returned their ballot papers in comparison with 84.79% statewide.

## **Dorset Councillors**

Councillors are listed in order of their election.

### Prior to the 2022 election

#### **Mayor**

HOWARD, Greg

#### **Deputy Mayor**

JESSUP, Dale

#### **Councillors**

HOWARD, Greg

McLENNAN, Wendy

NICHOLS, Jerrod

JESSUP, Dale

LADE, Murray

STEIN, Leonie

POWELL, Edwina

HUGHES, Jan

CHILCOTT, Mervyn\*

\*elected by recount

### Following the 2022 election

#### **Mayor**

HOWARD, Greg

#### **Deputy Mayor**

JESSUP, Dale

#### **Councillors**

HOWARD, Greg

DONOGHUE, Beth

JESSUP, Dale

SIMMONS, Kahlia

NICHOLS, Jerrod

COXEN, Anna Curtayne

STEIN, Leonie

POWELL, Edwina

CHILCOTT, Mervyn

## **Recounts between the 2018 and 2022 elections**

A recount was conducted on 25 February 2019, to fill a vacancy for councillor on the Dorset Council following the resignation of Councillor Max Hall on 6 February 2019.

Five unelected candidates from the 2018 Dorset Council election contested the recount.

An abstract of the count is at the back of this report.

# The candidates

## Dorset Council

enrolment 5,537

<b>Councillor</b>	9 Councillors - 15 candidates
BICANIC, Nick	Scottsdale
CASHION, James	Branxholm
CHILCOTT, Mervyn	Scottsdale
COXEN, Anna Curtayne	Bridport
CUTHBERTSON, Karlene	Nabowla
DONOGHUE, Beth	Bridport
HOWARD, Greg	Jetsonville
HUGHES, Jan	Scottsdale
JESSUP, Dale	Bridport
McLENNAN, Wendy	Bridport
NICHOLS, Jerrod	North Scottsdale
POWELL, Edwina	Springfield
SIMMONS, Kahlia	Scottsdale
STEIN, Leonie	Bridport
TEICHMANN, Vincent	Pioneer
<b>Mayor</b>	3 candidates
DONOGHUE, Beth	Bridport
HOWARD, Greg	Jetsonville
POWELL, Edwina	Springfield
<b>Deputy Mayor</b>	2 candidates
JESSUP, Dale	Bridport
STEIN, Leonie	Bridport

# Dorset Council – 2022 Councillor election

Polling closed: 2pm Tuesday 25 October 2022

Returning officer: Nick Young

Number to be elected: 9

## Candidates

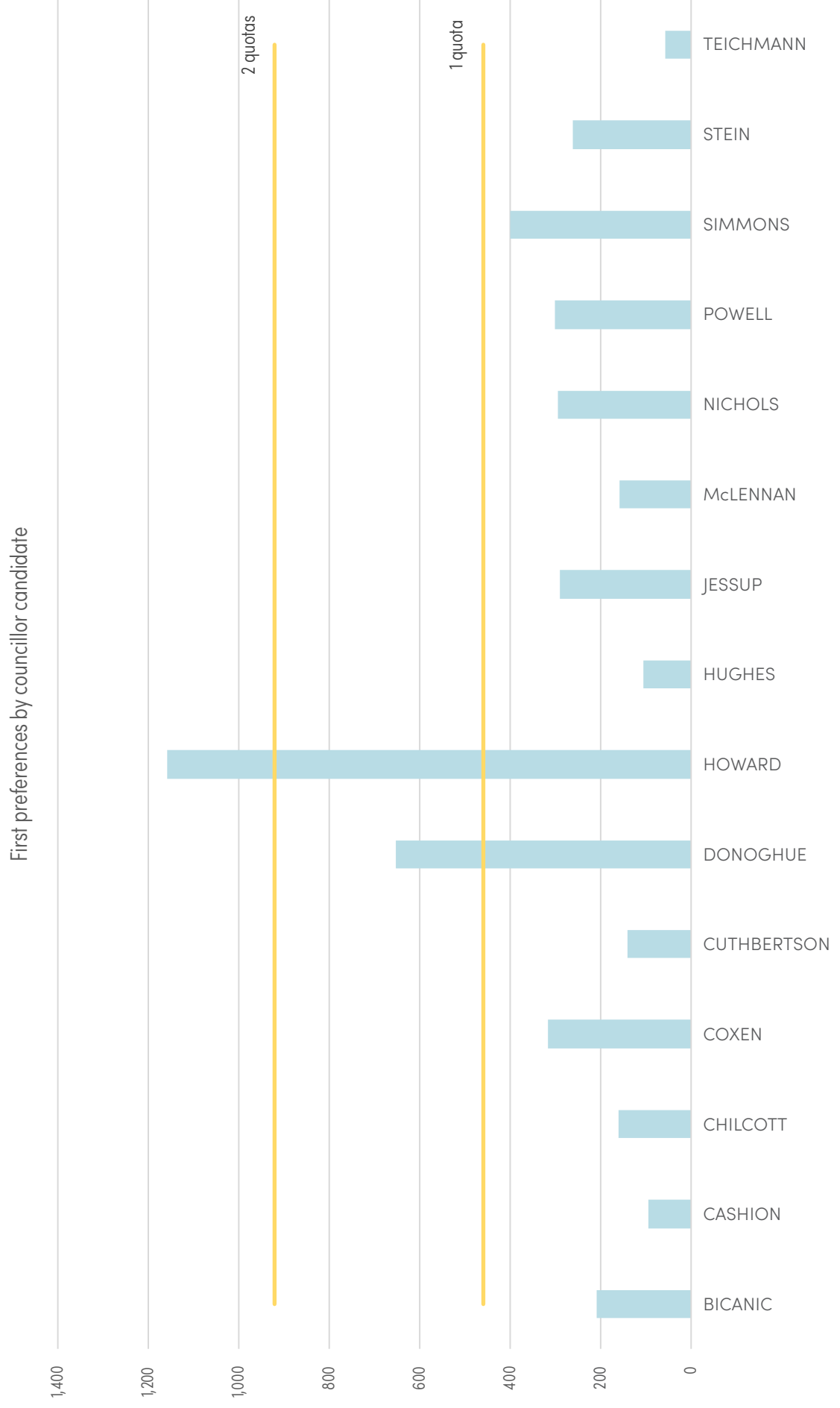
Count	BICANIC	CASHION	CHILCOTT	COXEN	CUTHBERTSON	DONOGHUE	HOWARD	HUGHES	JESSUP	McLENNAN
1	208.00	93.00	159.00	317.00	140.00	653.00	1,159.00	105.00	289.00	157.00
2	19.29	6.63	29.55	34.37	15.07		-699.00	25.93	286.47	18.69
	<b>227.29</b>	<b>99.63</b>	<b>188.55</b>	<b>351.37</b>	<b>155.07</b>	<b>653.00</b>	<b>460.00</b>	<b>130.93</b>	<b>575.47</b>	<b>175.69</b>
3	6.50	2.36	7.38	26.30	18.62	-193.00		12.11		12.70
	<b>233.79</b>	<b>101.99</b>	<b>195.93</b>	<b>377.67</b>	<b>173.69</b>	<b>460.00</b>	<b>460.00</b>	<b>143.04</b>	<b>575.47</b>	<b>188.39</b>
4	6.07	1.45	14.58	7.29	7.77			10.45	-115.47	5.59
	<b>239.86</b>	<b>103.44</b>	<b>210.51</b>	<b>384.96</b>	<b>181.46</b>	<b>460.00</b>	<b>460.00</b>	<b>153.49</b>	<b>460.00</b>	<b>193.98</b>
5	0.66	0.00	0.11	1.44	1.55			0.89		0.44
	<b>240.52</b>	<b>103.44</b>	<b>210.62</b>	<b>386.40</b>	<b>183.01</b>	<b>460.00</b>	<b>460.00</b>	<b>154.38</b>	<b>460.00</b>	<b>194.42</b>
6	0.31	0.00	0.31	0.31	0.63			0.10		0.10
	<b>240.83</b>	<b>103.44</b>	<b>210.93</b>	<b>386.71</b>	<b>183.64</b>	<b>460.00</b>	<b>460.00</b>	<b>154.48</b>	<b>460.00</b>	<b>194.52</b>
7 to 10	9.83	15.36	7.19	5.83	2.89			2.83		5.00
	<b>250.66</b>	<b>118.80</b>	<b>218.12</b>	<b>392.54</b>	<b>186.53</b>	<b>460.00</b>	<b>460.00</b>	<b>157.31</b>	<b>460.00</b>	<b>199.52</b>
11 to 14	8.28	-118.80	15.70	33.19	10.00			5.24		18.07
	<b>258.94</b>	<b>0.00</b>	<b>233.82</b>	<b>425.73</b>	<b>196.53</b>	<b>460.00</b>	<b>460.00</b>	<b>162.55</b>	<b>460.00</b>	<b>217.59</b>
15 to 20	13.32		18.83	28.41	26.60			-162.55		14.53
	<b>272.26</b>		<b>252.65</b>	<b>454.14</b>	<b>223.13</b>	<b>460.00</b>	<b>460.00</b>	<b>0.00</b>	<b>460.00</b>	<b>232.12</b>
21	16.00		12.00	56.00	-171.00					25.00
	<b>288.26</b>		<b>264.65</b>	<b>510.14</b>	<b>52.13</b>	<b>460.00</b>	<b>460.00</b>		<b>460.00</b>	<b>257.12</b>
22 to 26	11.18		14.60		-52.13					10.61
	<b>299.44</b>		<b>279.25</b>	<b>510.14</b>	<b>0.00</b>	<b>460.00</b>	<b>460.00</b>		<b>460.00</b>	<b>267.73</b>
27	11.63		6.26	-50.14						15.22
	<b>311.07</b>		<b>285.51</b>	<b>460.00</b>		<b>460.00</b>	<b>460.00</b>		<b>460.00</b>	<b>282.95</b>
28	5.59		4.89							3.49
	<b>316.66</b>		<b>290.40</b>	<b>460.00</b>		<b>460.00</b>	<b>460.00</b>		<b>460.00</b>	<b>286.44</b>
29	34.00		43.00							-214.00
	<b>350.66</b>		<b>333.40</b>	<b>460.00</b>		<b>460.00</b>	<b>460.00</b>		<b>460.00</b>	<b>72.44</b>
30 to 36	24.87		33.05							-72.44
	<b>375.53</b>		<b>366.45</b>	<b>460.00</b>		<b>460.00</b>	<b>460.00</b>		<b>460.00</b>	<b>0.00</b>
37	26.39		54.48							
	<b>401.92</b>		<b>420.93</b>	<b>460.00</b>		<b>460.00</b>	<b>460.00</b>		<b>460.00</b>	

Electors enrolled:	5,537	Declarations admitted:	4,757	Informal ballot papers:	115
Declarations returned:	4,815	Rejection rate:	1.20%	Informality rate:	2.44%
Response rate:	86.96%	Ballot paper adjustment:	52	Formal ballot papers:	4,590
Declarations rejected:	58	Total ballot papers:	4,705	Quota =	460

Candidates (cont.)

NICHOLS	POWELL	SIMMONS	STEIN	TEICHMANN	Votes Exhausted	Loss (Gain) by Fraction	Total Votes	Remarks
293.00	300.00	400.00	261.00	56.00	0.00	0.00	4,590.00	<b>HOWARD elected 1, DONOGHUE elected 2</b>
92.87	19.90	45.83	103.13	1.20	0.00	0.07		HOWARD's surplus distributed
<b>385.87</b>	<b>319.90</b>	<b>445.83</b>	<b>364.13</b>	<b>57.20</b>	<b>0.00</b>	<b>0.07</b>	<b>4,590.00</b>	<b>JESSUP elected 3</b>
29.55	22.46	22.75	28.07	4.13	0.00	0.07		DONOGHUE's surplus distributed
<b>415.42</b>	<b>342.36</b>	<b>468.58</b>	<b>392.20</b>	<b>61.33</b>	<b>0.00</b>	<b>0.14</b>	<b>4,590.00</b>	<b>SIMMONS elected 4</b>
44.48	2.43		14.09	1.21	0.00	0.06		JESSUP's surplus distributed
<b>459.90</b>	<b>344.79</b>	<b>468.58</b>	<b>406.29</b>	<b>62.54</b>	<b>0.00</b>	<b>0.20</b>	<b>4,590.00</b>	
2.22	0.33	-8.58	0.89	0.00	0.00	0.05		SIMMONS' surplus distributed
<b>462.12</b>	<b>345.12</b>	<b>460.00</b>	<b>407.18</b>	<b>62.54</b>	<b>0.00</b>	<b>0.25</b>	<b>4,590.00</b>	<b>NICHOLS elected 5</b>
-2.12	0.21		0.00	0.00	0.10	0.05		NICHOLS' surplus distributed
<b>460.00</b>	<b>345.33</b>	<b>460.00</b>	<b>407.18</b>	<b>62.54</b>	<b>0.10</b>	<b>0.30</b>	<b>4,590.00</b>	
	12.59		1.00	-62.54	0.00	0.02		TEICHMANN excluded
<b>460.00</b>	<b>357.92</b>	<b>460.00</b>	<b>408.18</b>	<b>0.00</b>	<b>0.10</b>	<b>0.32</b>	<b>4,590.00</b>	
	17.80		10.20		0.29	0.03		CASHION excluded
<b>460.00</b>	<b>375.72</b>	<b>460.00</b>	<b>418.38</b>		<b>0.39</b>	<b>0.35</b>	<b>4,590.00</b>	
	23.24		33.19		4.32	0.11		HUGHES excluded
<b>460.00</b>	<b>398.96</b>	<b>460.00</b>	<b>451.57</b>		<b>4.71</b>	<b>0.46</b>	<b>4,590.00</b>	
	26.00		28.00		8.00	0.00		CUTHBERTSON part excluded
<b>460.00</b>	<b>424.96</b>	<b>460.00</b>	<b>479.57</b>		<b>12.71</b>	<b>0.46</b>	<b>4,590.00</b>	<b>COXEN elected 6, STEIN elected 7</b>
	6.40				9.28	0.06		CUTHBERTSON excluded
<b>460.00</b>	<b>431.36</b>	<b>460.00</b>	<b>479.57</b>		<b>21.99</b>	<b>0.52</b>	<b>4,590.00</b>	
	7.16				9.84	0.03		COXEN's surplus distributed
<b>460.00</b>	<b>438.52</b>	<b>460.00</b>	<b>479.57</b>		<b>31.83</b>	<b>0.55</b>	<b>4,590.00</b>	
	3.49		-19.57		2.09	0.02		STEIN's surplus distributed
<b>460.00</b>	<b>442.01</b>	<b>460.00</b>	<b>460.00</b>		<b>33.92</b>	<b>0.57</b>	<b>4,590.00</b>	
	121.00				16.00	0.00		McLENNAN part excluded
<b>460.00</b>	<b>563.01</b>	<b>460.00</b>	<b>460.00</b>		<b>49.92</b>	<b>0.57</b>	<b>4,590.00</b>	<b>POWELL elected 8</b>
					14.53	(0.01)		McLENNAN excluded
<b>460.00</b>	<b>563.01</b>	<b>460.00</b>	<b>460.00</b>		<b>64.45</b>	<b>0.56</b>	<b>4,590.00</b>	
	-103.01				22.13	0.01		POWELL's surplus distributed
<b>460.00</b>	<b>460.00</b>	<b>460.00</b>	<b>460.00</b>		<b>86.58</b>	<b>0.57</b>	<b>4,590.00</b>	<b>CHILCOTT elected 9</b>

# Dorset Council – Councillor election – first preferences





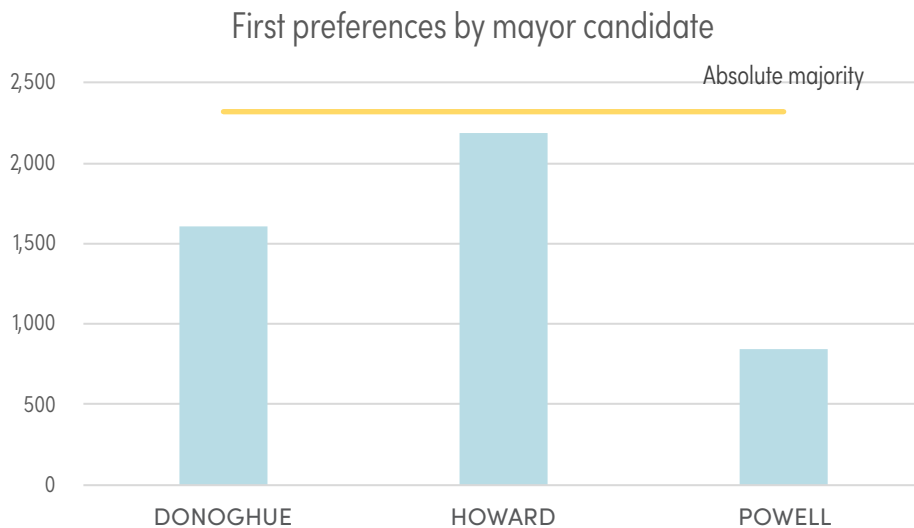
# Dorset Council – Mayor election

Polling closed: 2pm Tuesday 25 October 2022

Returning officer: Nick Young

Electors enrolled:	5,537	Ballot paper adjustment:	22
Declarations returned:	4,815	Total ballot papers:	4,735
Response rate:	86.96%	Informal ballot papers:	91
Declarations rejected:	58	Informality rate:	1.92%
Declarations admitted:	4,757	Formal ballot papers:	4,644

		Candidates			Exhausted votes	Formal votes	Absolute majority	Remarks
		DONOGHUE Beth	HOWARD Greg	POWELL Edwina				
Count 1	First preferences	1,609	2,191	844		4,644	2,323	
Count 2	Votes transferred	651	159	-844	34			POWELL excluded
	<b>Total votes</b>	<b>2,260</b>	<b>2,350</b>	<b>0</b>	<b>34</b>	<b>4,644</b>	<b>2,306</b>	<b>HOWARD elected</b>
	Percentage	49.02%	50.98%					



# Dorset Council – Deputy Mayor election

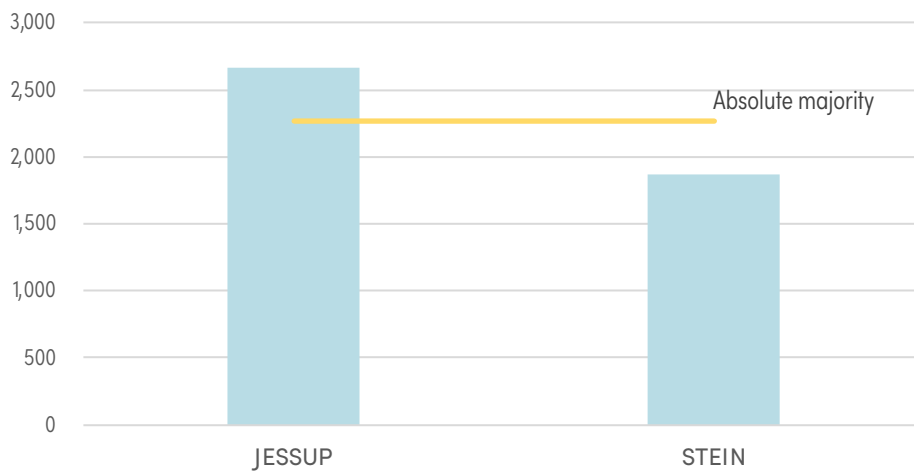
Polling closed: 2pm Tuesday 25 October 2022

Returning officer: Nick Young

Electors enrolled:	5,537	Ballot paper adjustment:	24
Declarations returned:	4,815	Total ballot papers:	4,733
Response rate:	86.96%	Informal ballot papers:	195
Declarations rejected:	58	Informality rate:	4.12%
Declarations admitted:	4,757	Formal ballot papers:	4,538

		Candidates		Exhausted votes	Formal votes	Absolute majority	Remarks
		JESSUP Dale	STEIN Leonie				
Count 1	First preferences	2,666	1,872	n/a	4,538	2,270	JESSUP elected
	Percentage	58.75%	41.25%				

First preferences by deputy mayor candidate



# Dorset Council – recount results

## Recount due to resignation of Councillor Max Hall

Recount conducted 25 February 2019

		Candidates					Exhausted Votes	Lost by fraction	Total Votes	Absolute majority	Remarks
		CHILCOTT Mervyn	DONALDSON Kerrie	O'NEILL Iain	PRIESTLEY Trevor Charles	SMITH Terry J					
Counts 1-5	Total	140.80	69.00	51.68	51.72	59.71	0.00	0.09	<b>373.00</b>	186.51	Distribution of Hall
Counts 6-10	Votes transferred	13.83	7.74	- 51.68	13.89	15.79	0.38	0.05			O'NEILL excluded
	Progress total	154.63	76.74	0.00	65.61	75.50	0.38	0.14	<b>373.00</b>	186.32	
Counts 11-15	Votes transferred	28.74	16.89		- 65.61	18.52	1.46	0.00			PRIESTLEY excluded
	Progress total	183.37	93.63		0.00	94.02	1.84	0.14	<b>373.00</b>	185.59	
Counts 16-20	Votes transferred	40.09	- 93.63			37.54	16.00	0.00			DONALDSON excluded
	Progress total	223.46	0.00			131.56	17.84	0.14	<b>373.00</b>	177.59	CHILCOTT elected