



George Town Council

2022 ELECTION REPORT

Contents

- Local Government Elections in Tasmania
- Report on the 2022 George Town Council Elections
- List of Councillors following the 2022 elections
- Councillor results
- Mayor and Deputy Mayor results
- Recount results
- By-election results

Local government elections in Tasmania

This booklet provides election details for the 2022 George Town Council election, which was conducted in accordance with the *Local Government Act 1993*.

This booklet also contains details of any casual vacancies or elector polls that were conducted between the 2018 and 2022 council elections.

Statewide election results are published on the TEC website www.tec.tas.gov.au.

2022 Election timetable

Notice of election published	Saturday 3 September
Nominations opened	Monday 5 September
Electoral rolls closed	Thursday 8 September
Nominations closed	Monday 19 September
Nominations announced	Tuesday 20 September
Ballot material received by electors	3–7 October
Polling period	3–25 October
Close of poll	2pm Tuesday 25 October

Councillor casual vacancies

Councillor casual vacancies are filled by recount. Only unelected candidates from the relevant election may contest a recount. If there are no unelected candidates able to contest the recount, or the casual vacancy is also for the mayoral position, a by-election is held. A candidate elected at a recount or by-election serves until the next council election.

No casual vacancies are filled within 6 months of the next ordinary election, unless the vacancy results in the council unable to have a quorum.

Elector polls

A council may hold an elector poll on any issue it determines. A council may also be required to hold an elector poll following petitions from electors in accordance with Part 6 of the Act. A council is not bound by the result of an elector poll.

Electoral system

Elections for councillor positions are conducted using a system modelled on the Hare-Clark method of proportional representation used in Tasmanian House of Assembly elections.

Mayoral and deputy mayoral elections use a preferential system similar to that used for Tasmanian Legislative Council and federal House of Representatives elections.

Voting in Tasmanian local government elections is compulsory.

Report on the 2022 George Town Council elections

Elections were held for the positions of Mayor, Deputy Mayor and 9 Councillors, all for 4 year terms.

5,710 George Town electors were enrolled for the 2022 elections, comprising 5,437 (95.22%) from the State House of Assembly roll and 273 (4.78%) from the General Manager's roll. 85.45% of George Town Council electors returned their ballot papers in comparison with 84.79% statewide.

George Town Councillors

Councillors are listed in order of their election.

Prior to the 2022 election

Mayor

KIESER, Greg**

Deputy Mayor

HARRIS, Tim

Councillors

KIESER, Greg

BARRACLOUGH, Chris

MICHIELETTO, Andrew

MASON, Winston

BARWICK, Heather

DAWSON, Greg

HARRIS, Tim

PARKES, Peter**

GIBBONS, Dean Robert*

*elected by recount

**elected by by-election

Following the 2022 election

Mayor

KIESER, Greg

Deputy Mayor

DAWSON, Greg

Councillors

KIESER, Greg

LOWE, Simone

DAWSON, Greg

HARRIS, Tim

BARWICK, Heather

MASON, Winston

ORR, Jason

ASHLEY, Heather

ARCHER, Winston

Recounts between the 2018 and 2022 elections

A recount was conducted on 13 December 2021, to fill a vacancy for councillor on the George Town Council following the resignation of Councillor Justine Brooks on Monday 29 November 2021. Five unelected candidates from the 2018 George Town Council election contested the recount. An abstract of the count is at the back of this report.

Other vacancies between the 2018 and 2022 elections

By-elections were completed on 23 July 2019 to fill vacancies for mayor and one councillor, following the resignation of Mayor Bridget Archer on 4 June 2019.

Peter Parkes has been elected as councillor until the 2022 ordinary election.

Greg Kieser has been elected as mayor until the 2022 ordinary election.

The candidates

George Town Council

enrolment 5,710

Councillor

9 Councillors - 18 candidates

ARCHER, Winston	George Town
ASHLEY, Heather	George Town
BARWICK, Heather	Mount Direction
DAIRE, Brent	George Town
DAWSON, Greg	Low Head
GEALE, Quade	George Town
GIBBONS, Dean	George Town
GRIFFITHS, David	George Town
GROLLMUS, Ven	George Town
HARRIS, Tim	Low Head
KIESER, Greg	Low Head
LOWE, Simone	George Town
MASON, Winston	Low Head
ORR, Jason	Lulworth
PARKES, Peter	George Town
SCHULTZ, Peter	Low Head
STUTTARD, Bec Sarah Jane	George Town
WILLIAMS-FITZGERALD, Ann	George Town

Mayor

2 candidates

HARRIS, Tim	Low Head
KIESER, Greg	Low Head

Deputy Mayor

3 candidates

BARWICK, Heather	Mount Direction
DAWSON, Greg	Low Head
ORR, Jason	Lulworth

George Town Council – 2022 Councillor election

Polling closed: 2pm Tuesday 25 October 2022

Returning officer: Nick Young

Number to be elected: 9

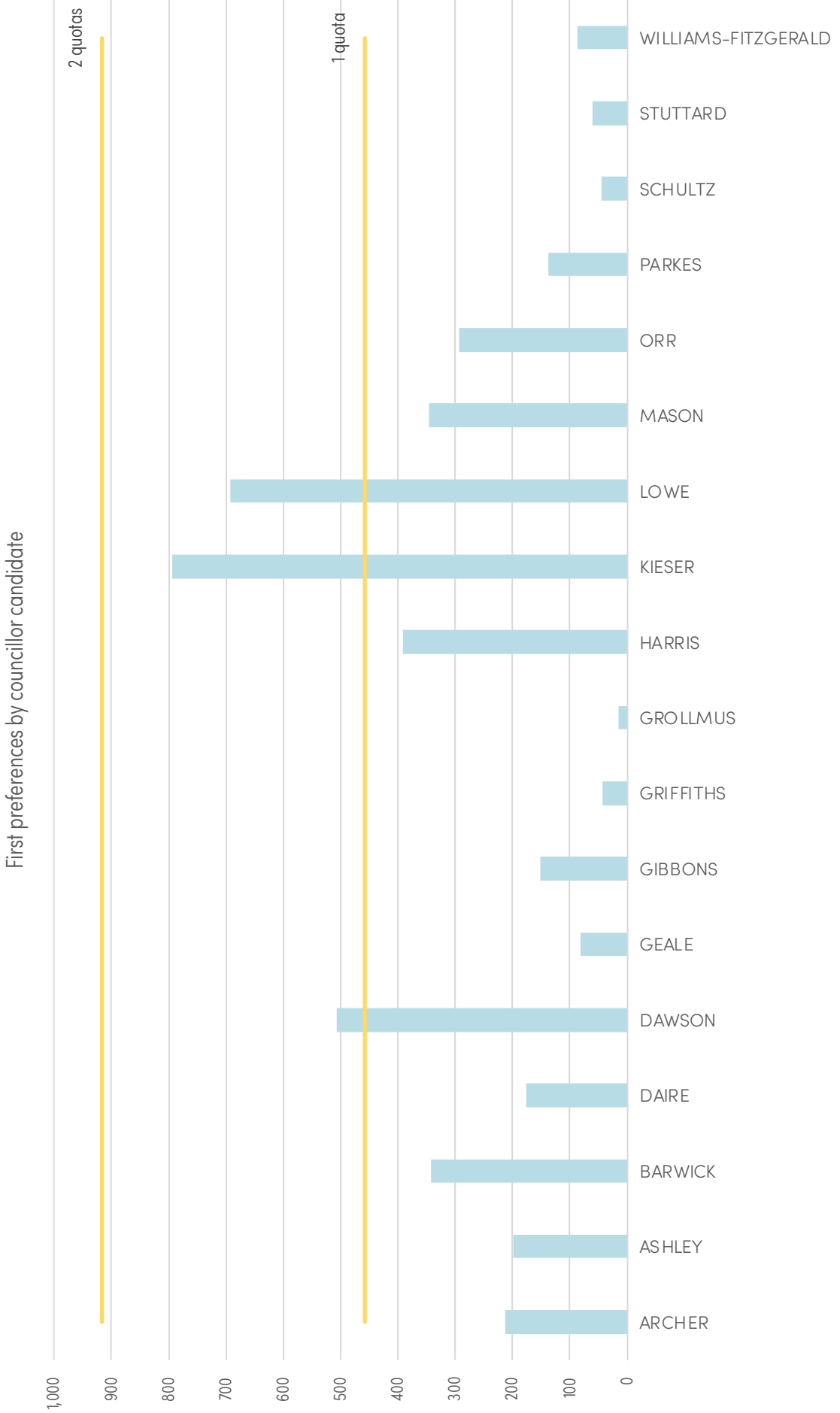
Count	Candidates											
	ARCHER	ASHLEY	BARWICK	DAIRE	DAWSON	GEALE	GIBBONS	GRIFFITHS	GROLLMUS	HARRIS	KIESER	LOWE
1	213.00	199.00	342.00	176.00	507.00	82.00	151.00	43.00	15.00	391.00	794.00	693.00
2	21.58	27.08	34.70	33.43	507.00	10.15	16.50	1.26	3.38	56.70	-336.00	693.00
	234.58	226.08	376.70	209.43		92.15	167.50	44.26	18.38	447.70	458.00	693.00
3	16.95	22.72	21.70	20.68	507.00	10.51	19.66	4.74	2.03	19.32		-235.00
	251.53	248.80	398.40	230.11		102.66	187.16	49.00	20.41	467.02	458.00	458.00
4	4.05	2.89	4.54	4.44	-49.00	2.31	7.44	0.77	0.38			
	255.58	251.69	402.94	234.55		104.97	194.60	49.77	20.79	467.02	458.00	458.00
5	0.31	0.63	1.89	0.79	458.00	0.31	0.47	0.47	0.00	-9.02		
	255.89	252.32	404.83	235.34		105.28	195.07	50.24	20.79	458.00	458.00	458.00
6 to 9	1.61	3.00	1.33	0.00	458.00	0.42	3.45	2.00	-20.79			
	257.50	255.32	406.16	235.34		105.70	198.52	52.24	0.00	458.00	458.00	458.00
10 to 14	1.00	5.42	5.15	2.26	458.00	6.91	8.67	-52.24				
	258.50	260.74	411.31	237.60		112.61	207.19	0.00		458.00	458.00	458.00
15 to 19	6.26	5.00	10.09	1.51	458.00	4.60	3.17					
	264.76	265.74	421.40	239.11		117.21	210.36			458.00	458.00	458.00
20 to 24	5.94	20.24	13.54	1.94	458.00	7.00	4.24					
	270.70	285.98	434.94	241.05		124.21	214.60			458.00	458.00	458.00
25 to 29	8.29	10.79	11.70	12.86	458.00	-124.21	21.92					
	278.99	296.77	446.64	253.91		0.00	236.52			458.00	458.00	458.00
30	6.00	26.00	16.00	14.00	458.00		13.00					
	284.99	322.77	462.64	267.91			249.52			458.00	458.00	458.00
31 to 34	1.67	5.40		4.23	458.00		2.88					
	286.66	328.17	462.64	272.14			252.40			458.00	458.00	458.00
35	0.29	2.61	-4.64	0.00	458.00		0.00					
	286.95	330.78	458.00	272.14			252.40			458.00	458.00	458.00
36	0.52	0.52		0.00	458.00		1.04					
	287.47	331.30	458.00	272.14			253.44			458.00	458.00	458.00
37	37.00	29.00		18.00	458.00		46.00					
	324.47	360.30	458.00	290.14			299.44			458.00	458.00	458.00
38 to 42	11.06	11.93		14.13	458.00		17.30					
	335.53	372.23	458.00	304.27			316.74			458.00	458.00	458.00
43	1.75	3.50		1.31	458.00		2.19					
	337.28	375.73	458.00	305.58			318.93			458.00	458.00	458.00
44 to 48	86.73	82.56		-299.53	458.00		72.24					
	424.01	458.29	458.00	6.05			391.17			458.00	458.00	458.00
49	1.73			-6.05	458.00		2.80					
	425.74	458.29	458.00	0.00			393.97			458.00	458.00	458.00
50	0.19	-0.29			458.00		0.00					
	425.93	458.00	458.00				393.97			458.00	458.00	458.00

Electors enrolled:	5,710	Declarations admitted:	4,798	Informal ballot papers:	173
Declarations returned:	4,879	Rejection rate:	1.66%	Informality rate:	3.65%
Response rate:	85.45%	Ballot paper adjustment:	52	Formal ballot papers:	4,573
Declarations rejected:	81	Total ballot papers:	4,746	Quota =	458

Candidates (cont.)

MASON	ORR	PARKES	SCHULTZ	STUTTARD	WILLIAMS-FITZGERALD	Votes Exhausted	Loss (Gain) by Fraction	Total Votes	Remarks
346.00	293.00	137.00	45.00	60.00	86.00	0.00	0.00	4573.00	KIESER elected 1, LOWE elected 2, DAWSON elected 3
36.81	55.85	22.85	5.50	3.38	6.77	0.00	0.06		KIESER's surplus distributed
382.81	348.85	159.85	50.50	63.38	92.77	0.00	0.06	4573.00	
28.82	14.24	26.78	3.05	14.58	9.15	0.00	0.07		LOWE's surplus distributed
411.63	363.09	186.63	53.55	77.96	101.92	0.00	0.13	4573.00	HARRIS elected 4
8.79	5.21	5.70	0.86	0.67	0.86	0.00	0.09		DAWSON's surplus distributed
420.42	368.30	192.33	54.41	78.63	102.78	0.00	0.22	4573.00	
0.94	1.26	0.63	0.31	0.31	0.63	0.00	0.07		HARRIS' surplus distributed
421.36	369.56	192.96	54.72	78.94	103.41	0.00	0.29	4573.00	
0.33	2.00	0.33	1.09	3.75	1.42	0.00	0.06		GROLLMUS excluded
421.69	371.56	193.29	55.81	82.69	104.83	0.00	0.35	4573.00	
7.35	4.18	0.09	1.33	6.09	2.33	1.34	0.12		GRIFFITHS excluded
429.04	375.74	193.38	57.14	88.78	107.16	1.34	0.47	4573.00	
4.70	7.10	5.59	- 57.14	1.09	7.42	0.48	0.13		SCHULTZ excluded
433.74	382.84	198.97	0.00	89.87	114.58	1.82	0.60	4573.00	
5.01	10.35	4.86		- 89.87	16.66	0.00	0.09		STUTTARD excluded
438.75	393.19	203.83		0.00	131.24	1.82	0.69	4573.00	
15.42	25.37	7.34			9.75	0.67	0.10		GEALE excluded
454.17	418.56	211.17			140.99	2.49	0.79	4573.00	
8.00	17.00	15.00			- 116.00	1.00	0.00		WILLIAMS-FITZGERALD part excluded
462.17	435.56	226.17			24.99	3.49	0.79	4573.00	BARWICK elected 5, MASON elected 6
	4.90	3.47			- 24.99	2.38	0.06		WILLIAMS-FITZGERALD excluded
462.17	440.46	229.64			0.00	5.87	0.85	4573.00	
	0.29	0.58				0.87	0.00		BARWICK's surplus distributed
462.17	440.75	230.22				6.74	0.85	4573.00	
- 4.17	2.08	0.00				0.00	0.01		MASON's surplus distributed
458.00	442.83	230.22				6.74	0.86	4573.00	
	27.00	- 164.00				7.00	0.00		PARKES part excluded
458.00	469.83	66.22				13.74	0.86	4573.00	ORR elected 7
		- 66.22				11.81	(0.01)		PARKES excluded
458.00	469.83	0.00				25.55	0.85	4573.00	
	- 11.83					3.06	0.02		ORR's surplus distributed
458.00	458.00					28.61	0.87	4573.00	
						57.98	0.02		DAIRE part excluded
458.00	458.00					86.59	0.89	4573.00	ASHLEY elected 8
						1.54	(0.02)		DAIRE excluded
458.00	458.00					88.13	0.87	4573.00	
						0.09	0.01		ASHLEY's surplus distributed
458.00	458.00					88.22	0.88	4573.00	ARCHER elected 9

George Town Council – Councillor election – first preferences



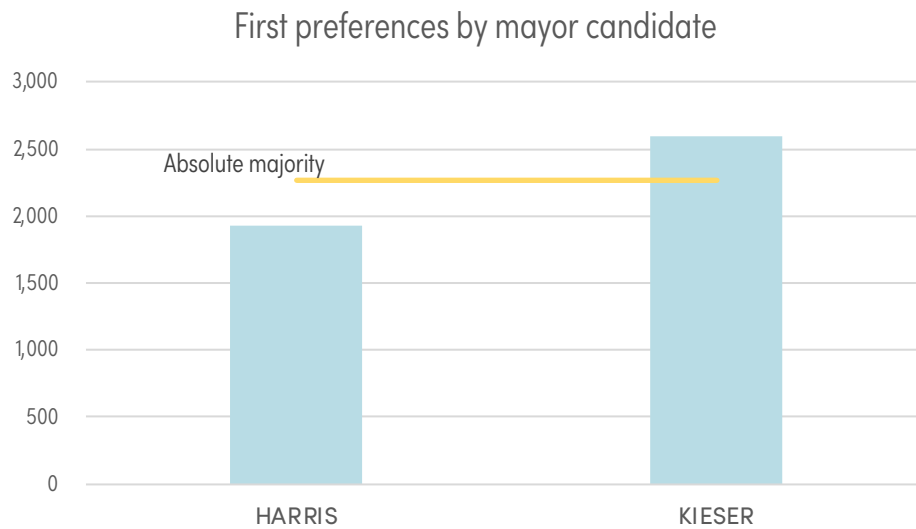
George Town Council – Mayor election

Polling closed: 2pm Tuesday 25 October 2022

Returning officer: Nick Young

Electors enrolled:	5,710	Ballot paper adjustment:	25
Declarations returned:	4,879	Total ballot papers:	4,773
Response rate:	85.45%	Informal ballot papers:	245
Declarations rejected:	81	Informality rate:	5.13%
Declarations admitted:	4,798	Formal ballot papers:	4,528

		Candidates		Exhausted votes	Formal votes	Absolute majority	Remarks
		HARRIS Tim	KIESER Greg				
Count 1	First preferences	1,928	2,600	n/a	4,528	2,265	KIESER elected
	Percentage	42.58%	57.42%				



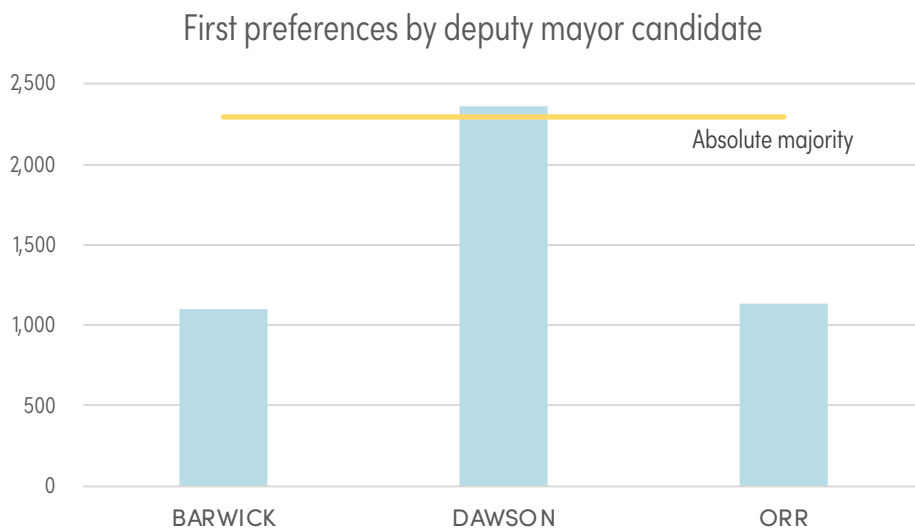
George Town Council – Deputy Mayor election

Polling closed: 2pm Tuesday 25 October 2022

Returning officer: Nick Young

Electors enrolled:	5,710	Ballot paper adjustment:	25
Declarations returned:	4,879	Total ballot papers:	4,773
Response rate:	85.45%	Informal ballot papers:	182
Declarations rejected:	81	Informality rate:	3.81%
Declarations admitted:	4,798	Formal ballot papers:	4,591

		Candidates			Exhausted votes	Formal votes	Absolute majority	Remarks
		BARWICK Heather	DAWSON Greg	ORR Jason				
Count 1	First preferences	1,098	2,363	1,130		4,591	2,296	DAWSON elected
	Percentage	23.92%	51.47%	24.61%				



George Town Council – recount results

Recount due to resignation of Councillor Justine Brooks

Recount conducted 13 December 2021

		Candidates					Exhausted Votes	Lost by fraction	Total Votes	Absolute majority	Remarks
		DAIRE Brent	GIBBONS Dean Robert	GLISSON John	NEILSEN Graeme	PARISH Tim					
Counts 1-9	Total	65.01	88.07	46.48	50.20	60.55	8.68	0.01	319.00	155.17	Distribution of BROOKS
Counts 10-15	Votes transferred	18.94	4.66	- 46.48	9.19	10.62	3.02	0.05			GLISSON excluded
	Progress total	83.95	92.73	0.00	59.39	71.17	11.70	0.06	319.00	153.66	
Counts 16-22	Votes transferred	17.99	15.84		- 59.39	13.37	12.17	0.02			NEILSEN excluded
	Progress total	101.94	108.57		0.00	84.54	23.87	0.08	319.00	147.57	
Counts 23-30	Votes transferred	26.07	39.03			- 84.54	19.41	0.03			PARISH excluded
	Progress total	128.01	147.60			0.00	43.28	0.11	319.00	137.87	GIBBONS elected

George Town Council - by-election results

Mayor

Polling closed: 10am Tuesday 23 July 2019

Returning officer: Kristi Read

Electors enrolled:	5,551	Ballot paper adjustment:	6
Declarations returned:	2,862	Total ballot papers:	2,841
Response rate:	51.56%	Informal ballot papers:	40
Declarations rejected:	15	Informality rate:	1.41%
Declarations admitted:	2,847	Formal ballot papers:	2,801

		Candidates			Exhausted Votes	Total Formal Votes	Absolute majority	Remarks
		BARRACLOUGH Chris	HARRIS Tim	KIESER Greg				
Count 1	Total Votes	853	877	1,071		2,801	1,401	First preferences
Count 2	Votes transferred	-853	305	429	119			BARRACLOUGH excluded
	Total Votes	0	1,182	1,500	119	2,801	1,342	KIESER elected
	Percentage		44.07%	55.93%				