

Glamorgan-Spring Bay Council

2022 ELECTION REPORT

Contents

- Local Government Elections in Tasmania
- Report on the 2022 Glamorgan-Spring Bay Elections
- List of Councillors following the 2022 elections
- Councillor results
- Mayor and Deputy Mayor results
- Recount results
- By-election results

Local government elections in Tasmania

This booklet provides election details for the 2022 Glamorgan-Spring Bay Council election, which was conducted in accordance with the *Local Government Act 1993*.

This booklet also contains details of any casual vacancies or elector polls that were conducted between the 2018 and 2022 council elections.

Statewide election results are published on the TEC website www.tec.tas.gov.au.

2022 Election timetable

Notice of election published	Saturday 3 September
Nominations opened	Monday 5 September
Electoral rolls closed	Thursday 8 September
Nominations closed	Monday 19 September
Nominations announced	Tuesday 20 September
Ballot material received by electors	3–7 October
Polling period	3–25 October
Close of poll	2pm Tuesday 25 October

Councillor casual vacancies

Councillor casual vacancies are filled by recount. Only unelected candidates from the relevant election may contest a recount. If there are no unelected candidates able to contest the recount, or the casual vacancy is also for the mayoral position, a by-election is held. A candidate elected at a recount or by-election serves until the next council election.

No casual vacancies are filled within 6 months of the next ordinary election, unless the vacancy results in the council unable to have a quorum.

Elector polls

A council may hold an elector poll on any issue it determines. A council may also be required to hold an elector poll following petitions from electors in accordance with Part 6 of the Act. A council is not bound by the result of an elector poll.

Electoral system

Elections for councillor positions are conducted using a system modelled on the Hare-Clark method of proportional representation used in Tasmanian House of Assembly elections.

Mayoral and deputy mayoral elections use a preferential system similar to that used for Tasmanian Legislative Council and federal House of Representatives elections.

Voting in Tasmanian local government elections is compulsory.

Report on the 2022 Glamorgan-Spring Bay Council elections

Elections were held for the positions of Mayor, Deputy Mayor and 8 Councillors, all for 4 year terms.

4,479 Glamorgan-Spring Bay electors were enrolled for the 2022 elections, comprising 3,949 (88.17%) from the State House of Assembly roll and 530 (11.83%) from the General Manager's roll. 88.88% of Glamorgan-Spring Bay Council electors returned their ballot papers in comparison with 84.79% statewide.

Glamorgan-Spring Bay Councillors

Councillors are listed in order of their election.

Prior to the 2022 election

Mayor

FORBES YOUNG, Robert**

Deputy Mayor

WOODS, Jenny

Councillors

ARNOL, Cheryl

BREHENY, Keith

SYMONS, Michael

CHURCHILL, Rob

WOODS, Jenny

BROWNING, Annie

ROBINSON, Grant*

FORBES YOUNG, Robert**

*elected by recount

**elected by by-election

Following the 2022 election

Mayor

ARNOL, Cheryl

Deputy Mayor

SYMONS, Michael

Councillors

ARNOL, Cheryl

SYMONS, Michael

WOODS, Jenny

FORBES YOUNG, Robert

EDWARDS, Neil (Teddy)

LUCK, Greg

CHURCHILL, Rob

McQUEENEY, Carole

Recounts between the 2018 and 2022 elections

A recount was conducted on 14 January 2019, to fill a vacancy for councillor on the Glamorgan-Spring Bay Council, following the passing of Councillor Michael Kent on 6 December 2018.

A recount was conducted on 10 March 2020, to fill a vacancy for councillor on the Glamorgan-Spring Bay Council, following the resignation of Councillor Keith R Pyke on 20 February 2020.

An abstract of the counts is at the back of this report.

Other vacancies between the 2018 and 2022 elections

By-elections were completed on 1 September 2020 to fill vacancies for mayor and one councillor, following the resignation of Mayor Debbie Wisby on 10 July 2020.

Robert Forbes Young has been elected as councillor and as mayor to serve until the 2022 ordinary election.

The candidates

Glamorgan-Spring Bay Council

enrolment 4,479

Councillor	8 Councillors - 12 candidates
ARNOL, Cheryl	Orford
BROWNING, Annie	Swansea
CHURCHILL, Rob	Swansea
EDWARDS, Neil (Teddy)	Orford
FORBES YOUNG, Robert	Rheban
GADD, Pat	Triabunna
GREGSON, Kenneth	Swansea
LUCK, Greg	Swansea
McQUEENEY, Carole	Orford
PARKER, Richard	Triabunna
SYMONS, Michael	Bicheno
WOODS, Jenny	Orford
Mayor	3 candidates
ARNOL, Cheryl	Orford
FORBES YOUNG, Robert	Rheban
WOODS, Jenny	Orford
Deputy Mayor	3 candidates
CHURCHILL, Rob	Swansea
GREGSON, Kenneth	Swansea
SYMONS, Michael	Bicheno

Glamorgan-Spring Bay Council - 2022 Councillor election

Polling closed: 2pm Tuesday 25 October 2022

Returning officer: Justin Meeker

Number to be elected: 8

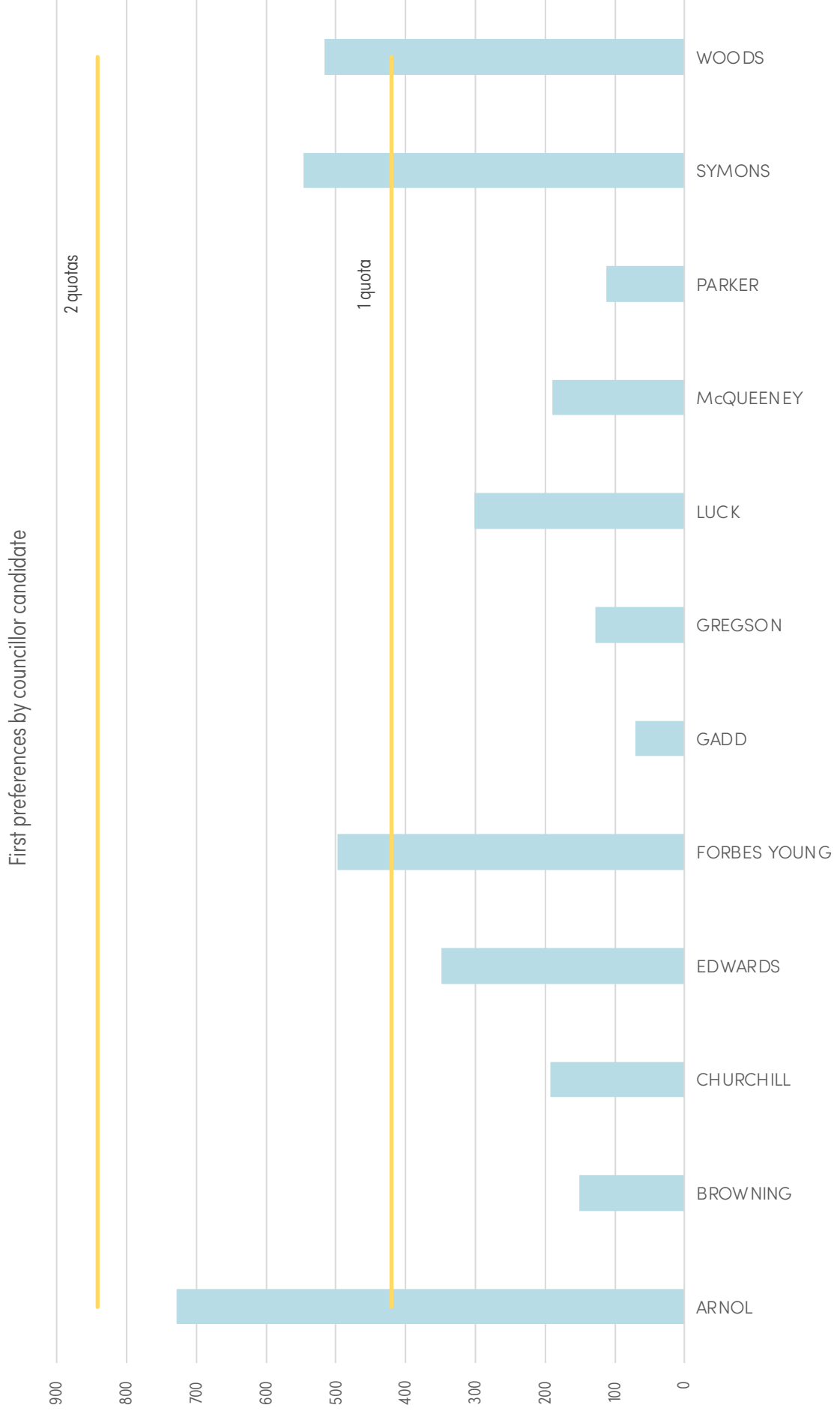
Count	Candidates							
	ARNOL	BROWNING	CHURCHILL	EDWARDS	FORBES YOUNG	GADD	GREGSON	LUCK
1	729.00	151.00	193.00	349.00	498.00	71.00	128.00	301.00
2	-308.00	27.88	35.06	85.34		14.36	28.72	43.51
	421.00	178.88	228.06	434.34	498.00	85.36	156.72	344.51
3		16.94	21.06			6.63	11.90	46.47
	421.00	195.82	249.12	434.34	498.00	91.99	168.62	390.98
4		11.23	15.28			7.91	8.65	11.96
	421.00	207.05	264.40	434.34	498.00	99.90	177.27	402.94
5		5.56	53.03		-77.00	2.01	4.63	4.17
	421.00	212.61	317.43	434.34	421.00	101.91	181.90	407.11
6		1.05	0.66	-13.34		1.25	1.12	4.75
	421.00	213.66	318.09	421.00	421.00	103.16	183.02	411.86
7		9.00	6.00			-71.00	10.00	19.00
	421.00	222.66	324.09	421.00	421.00	32.16	193.02	430.86
8 to 12		4.07	4.17			-32.16	7.18	
	421.00	226.73	328.26	421.00	421.00	0.00	200.20	430.86
13		0.51	2.07				2.59	-9.86
	421.00	227.24	330.33	421.00	421.00		202.79	421.00
14 to 20		53.76	46.49				-202.79	
	421.00	281.00	376.82	421.00	421.00		0.00	421.00
21 to 23		61.01	51.64					
	421.00	342.01	428.46	421.00	421.00			421.00
24 to 25		12.40						
	421.00	354.41	428.46	421.00	421.00			421.00

Electors enrolled:	4,479	Declarations admitted:	3,917	Informal ballot papers:	106
Declarations returned:	3,981	Rejection rate:	1.61%	Informality rate:	2.72%
Response rate:	88.88%	Ballot paper adjustment:	27	Formal ballot papers:	3,784
Declarations rejected:	64	Total ballot papers:	3,890	Quota =	421

Candidates (cont.)

McQUEENEY	PARKER	SYMONS	WOODS	Votes Exhausted	Loss (Gain) by Fraction	Total Votes	Remarks
190.00	112.00	546.00	516.00	0.00	0.00	3,784.00	ARNOL elected 1, SYMONS elected 2, WOODS elected 3, FORBES YOUNG elected 4
35.48	37.60			0.00	0.05		ARNOL's surplus distributed
225.48	149.60	546.00	516.00	0.00	0.05	3,784.00	EDWARDS elected 5
13.50	8.24	-125.00		0.22	0.04		SYMONS' surplus distributed
238.98	157.84	421.00	516.00	0.22	0.09	3,784.00	
19.14	20.62		-95.00	0.18	0.03		WOODS' surplus distributed
258.12	178.46	421.00	421.00	0.40	0.12	3,784.00	
5.25	2.31			0.00	0.04		FORBES YOUNG's surplus distributed
263.37	180.77	421.00	421.00	0.40	0.16	3,784.00	
2.11	2.31			0.06	0.03		EDWARDS' surplus distributed
265.48	183.08	421.00	421.00	0.46	0.19	3,784.00	
8.00	19.00			0.00	0.00		GADD part excluded
273.48	202.08	421.00	421.00	0.46	0.19	3,784.00	LUCK elected 6
5.06	8.79			2.77	0.12		GADD excluded
278.54	210.87	421.00	421.00	3.23	0.31	3,784.00	
1.55	2.07			1.03	0.04		LUCK's surplus distributed
280.09	212.94	421.00	421.00	4.26	0.35	3,784.00	
43.47	47.78			11.19	0.10		GREGSON excluded
323.56	260.72	421.00	421.00	15.45	0.45	3,784.00	
83.40	-217.48			21.40	0.03		PARKER part excluded
406.96	43.24	421.00	421.00	36.85	0.48	3,784.00	CHURCHILL elected 7
15.75	-36.33			8.17	0.01		PARKER part excluded
422.71	6.91	421.00	421.00	45.02	0.49	3,784.00	McQUEENEY elected 8

Glamorgan-Spring Bay Council – Councillor election – first preferences



Glamorgan-Spring Bay Council – Mayor election

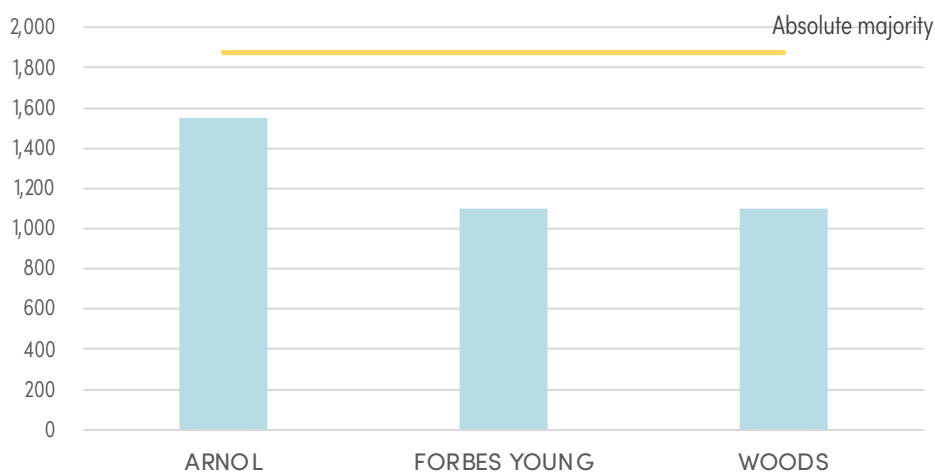
Polling closed: 2pm Tuesday 25 October 2022

Returning officer: Justin Meeker

Electors enrolled:	4,479	Ballot paper adjustment:	21
Declarations returned:	3,981	Total ballot papers:	3,896
Response rate:	88.88%	Informal ballot papers:	145
Declarations rejected:	64	Informality rate:	3.72%
Declarations admitted:	3,917	Formal ballot papers:	3,751

		Candidates			Exhausted votes	Formal votes	Absolute majority	Remarks
		ARNOL Cheryl	FORBES YOUNG Robert	WOODS Jenny				
Count 1	First preferences	1,550	1,102	1,099		3,751	1,876	
Count 2	Votes transferred	703	281	-1,099	115			WOODS excluded
	Total votes	2,253	1,383	0	115	3,751	1,819	ARNOL elected
	Percentage	61.96%	38.04%					

First preference by mayor candidate



Glamorgan-Spring Bay Council – Deputy Mayor election

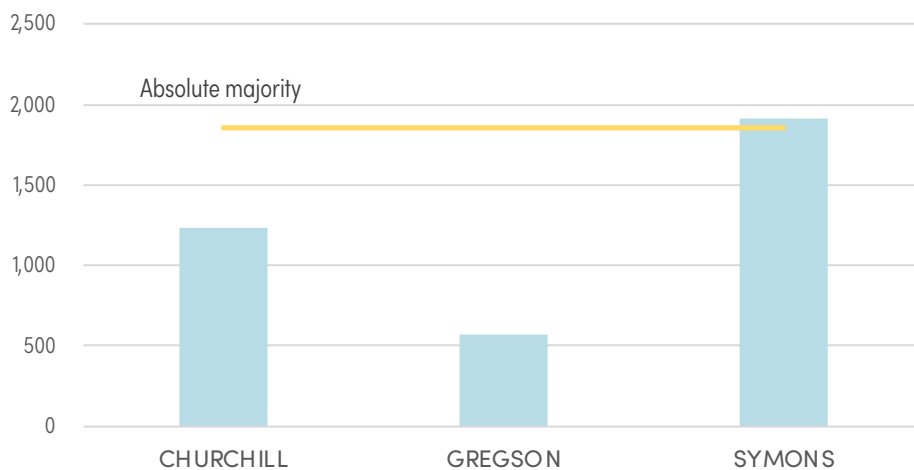
Polling closed: 2pm Tuesday 25 October 2022

Returning officer: Justin Meeker

Electors enrolled:	4,479	Ballot paper adjustment:	21
Declarations returned:	3,981	Total ballot papers:	3,896
Response rate:	88.88%	Informal ballot papers:	181
Declarations rejected:	64	Informality rate:	4.65%
Declarations admitted:	3,917	Formal ballot papers:	3,715

		Candidates			Exhausted votes	Formal votes	Absolute majority	Remarks
		CHURCHILL Rob	GREGSON Kenneth	SYMONS Michael				
Count 1	First preferences	1,232	571	1,912		3,715	1,858	SYMONS elected
	Percentage	33.16%	15.37%	51.47%				

First preferences by deputy mayor candidate



Glamorgan-Spring Bay Council – recount results

Recount due to passing of Councillor Michael Kent

Recount conducted 14 January 2019

		Candidates							Exhausted Votes	Lost by fraction	Total Votes	Absolute majority	Remarks
		GREGSON Kenneth	HECK John	McLEOD Tony	PARKER Petra	PYKE Keith R	ROBINSON Grant	SULLIVAN Adrian					
Counts 1-2	Total	24.61	47.92	59.05	68.92	90.85	60.51	27.10	1.00	0.04	380.00	189.51	Distribution of Kent
Counts 3-4	Votes transferred	-24.61	2.10	8.00	2.10	6.20	3.20	1.00	2.00	0.01			GREGSON excluded
	Progress total	0.00	50.02	67.05	71.02	97.05	63.71	28.10	3.00	0.05	380.00	188.51	
Counts 5-6	Votes transferred		6.00	9.00	3.00	5.10	5.00	-28.10	0.00	0.00			SULLIVAN excluded
	Progress total		56.02	76.05	74.02	102.15	68.71	0.00	3.00	0.05	380.00	188.51	
Counts 7-8	Votes transferred		-56.02	19.30	3.10	11.41	20.20		2.00	0.01			HECK excluded
	Progress total		0.00	95.35	77.12	113.56	88.91		5.00	0.06	380.00	187.51	
Counts 9-10	Votes transferred			19.20	-77.12	30.61	19.20		8.10	0.01			PARKER excluded
	Progress total			114.55	0.00	144.17	108.11		13.10	0.07	380.00	183.46	
Counts 11-12	Votes transferred			52.51		38.51	-108.11		17.10	-0.01			ROBINSON excluded
	Progress total			167.06		182.68	0.00		30.20	0.06	380.00	174.91	PYKE elected

Recount due to resignation of Councillor Keith R Pyke

Recount conducted 10 March 2020

		Candidates			Exhausted Votes	Lost by fraction	Total Votes	Absolute majority	Remarks
		GREGSON Kenneth	HECK John	ROBINSON Grant					
Counts 1-2	Total	80.85	97.05	141.95	60.13	0.02	380.00	159.94	Distribution of KENT*
Counts 3-4	Votes transferred	-80.85	23.51	27.92	29.41	0.01			GREGSON excluded
	Progress total	0.00	120.56	169.87	89.54	0.03	380.00	145.24	ROBINSON elected

*As Councillor Pyke was elected to the Council from the Councillor Kent recount, it is Mr Kent's ballot papers used for this recount.

Glamorgan-Spring Bay Council - by-election results

Councillor

Polling closed: 10am Tuesday 1 September 2020

Returning officer: Chris Garrett

Electors enrolled:	4,769	Ballot paper adjustment:	3
Declarations returned:	3,324	Total ballot papers:	3,305
Response rate:	69.70%	Informal ballot papers:	20
Declarations rejected:	16	Informality rate:	0.61%
Declarations admitted:	3,308	Formal ballot papers:	3,285

		Candidates				Exhausted votes	Formal votes	Absolute majority	Remarks
		FORBES YOUNG Robert	GADD Pat	GREGSON Kenneth	LOGIE Jenny				
Count 1	Total votes	1 476	191	234	1 384		3 285	1 643	First preferences
Count 2	Votes transferred	57	- 191	45	72	17			GADD excluded
	Total votes	1 533	0	279	1 456	17	3 285	1 635	
Count 3	Votes transferred	142		- 279	114	23			GREGSON excluded
	Total votes	1 675		0	1 570	40	3 285	1 623	FORBES YOUNG elected
	Percentage	51.62%			48.38%				

Mayor

Polling closed: 10am Tuesday 1 September 2020

Returning officer: Chris Garrett

Electors enrolled:	4,769	Ballot paper adjustment:	8
Declarations returned:	3,324	Total ballot papers:	3,300
Response rate:	69.70%	Informal ballot papers:	31
Declarations rejected:	16	Informality rate:	0.94%
Declarations admitted:	3,308	Formal ballot papers:	3,269

		Candidates			Exhausted votes	Formal votes	Absolute majority	Remarks
		ARNOL Cheryl	FORBES YOUNG Robert	GADD Pat				
Count 1	Total votes	1 526	1 567	176		3 269	1 635	First preferences
Count 2	Votes transferred	81	77	- 176	18			GADD excluded
	Total votes	1 607	1 644	0	18	3 269	1 626	FORBES YOUNG elected
	Percentage	49.43%	50.57%					

