



Glenorchy City Council

2022 ELECTION REPORT

Contents

- Local Government Elections in Tasmania
- Report on the 2022 Glenorchy City Council Elections
- List of Councillors following the 2022 elections
- Councillor results
- Mayor and Deputy Mayor results
- Recount results
- By-election results

Local government elections in Tasmania

This booklet provides election details for the 2022 Glenorchy City Council election, which was conducted in accordance with the *Local Government Act 1993*.

This booklet also contains details of any casual vacancies or elector polls that were conducted between the 2018 and 2022 council elections.

Statewide election results are published on the TEC website www.tec.tas.gov.au.

2022 Election timetable

Notice of election published	Saturday 3 September
Nominations opened	Monday 5 September
Electoral rolls closed	Thursday 8 September
Nominations closed	Monday 19 September
Nominations announced	Tuesday 20 September
Ballot material received by electors	3–7 October
Polling period	3–25 October
Close of poll	2pm Tuesday 25 October

Councillor casual vacancies

Councillor casual vacancies are filled by recount. Only unelected candidates from the relevant election may contest a recount. If there are no unelected candidates able to contest the recount, or the casual vacancy is also for the mayoral position, a by-election is held. A candidate elected at a recount or by-election serves until the next council election.

No casual vacancies are filled within 6 months of the next ordinary election, unless the vacancy results in the council unable to have a quorum.

Elector polls

A council may hold an elector poll on any issue it determines. A council may also be required to hold an elector poll following petitions from electors in accordance with Part 6 of the Act. A council is not bound by the result of an elector poll.

Electoral system

Elections for councillor positions are conducted using a system modelled on the Hare-Clark method of proportional representation used in Tasmanian House of Assembly elections.

Mayoral and deputy mayoral elections use a preferential system similar to that used for Tasmanian Legislative Council and federal House of Representatives elections.

Voting in Tasmanian local government elections is compulsory.

Report on the 2022 Glenorchy City Council elections

Elections were held for the positions of Mayor, Deputy Mayor and 10 Councillors, all for 4 year terms.

33,504 Glenorchy City electors were enrolled for the 2022 elections, comprising 33,388 (99.65%) from the State House of Assembly roll and 116 (0.35%) from the General Manager's roll. 82.73% of Glenorchy City Council electors returned their ballot papers in comparison with 84.79% statewide.

Glenorchy City Councillors

Councillors are listed in order of their election.

Prior to the 2022 election

Mayor

THOMAS, Bec**

Deputy Mayor

KING, Steven

Councillors

DUNSBY, Jan

CARLTON, Melissa

RICHARDSON, Gaye

BULL, Peter

FRASER, Simon

THOMAS, Bec

SIMS, Kelly

KING, Steven

RYAN, Angela*

HICKEY, Sue**

*elected by recount

**elected by by-election

Following the 2022 election

Mayor

THOMAS, Bec

Deputy Mayor

HICKEY, Sue

Councillors

THOMAS, Bec

HICKEY, Sue

SIMS, Kelly

KENDALL, Molly

DUNSBY, Jan

KING, Steven

COCKSHUTT, Josh

QUICK, Harry

YAXLEY, Russell

SLADE, Stuart

Recounts between the 2018 and 2022 elections

A recount was conducted on 20 January 2020, to fill a vacancy for councillor (alderman) on the Glenorchy City Council following the resignation of Deputy Mayor Matt Stevenson on 31 December 2019. Ten unelected candidates from the 2018 Glenorchy City Council election contested the recount. An abstract of the count is at the back of this report.

Other vacancies between the 2018 and 2022 elections

By-elections were completed on 21 July 2021 to fill vacancies for mayor and one councillor, following the election of Kristie Johnston (former Glenorchy City Mayor) to Parliament.

Sue Hickey has been elected as councillor and Bec Thomas as mayor to serve until the 2022 ordinary election.

The candidates

Glenorchy City Council

enrolment 33,504

Councillor

10 Councillors - 24 candidates

ALDERTON, Shane	Austins Ferry
BRANCH-ALLEN, Jenny	Collinsvale
COCKSHUTT, Josh	Claremont
CREW, Mala	Glenorchy
DUNSBY, Jan	Claremont
EDMONDSON, Nic	Moonah
FRASER, Philip	Glenorchy
GRAFANAKIS, Aris	Moonah
HANGAN, Michael	West Moonah
HAUBRICK, Matt	Moonah
HICKEY, Sue	Rosetta
KENDALL, Molly	Moonah
KING, Steven	Derwent Park
MALONE, Morris	West Moonah
MARKS, Tim	Glenorchy
QUICK, Harry	Berriedale
RAHAT, Md Imadul Islam	Goodwood
RIDLER, Peter	Derwent Park
SAWYER, Ali	Moonah
SHARMA, Bhavika	Lutana
SIMS, Kelly	Glenorchy
SLADE, Stuart	Berriedale
THOMAS, Bec	Berriedale
YAXLEY, Russell	West Moonah

The candidates

Glenorchy City Council

enrolment 33,504

Mayor	6 candidates
BRANCH-ALLEN, Jenny	Collinsvale
GRAFANAKIS, Aris	Moonah
HAUBRICK, Matt	Moonah
RIDLER, Peter	Derwent Park
SIMS, Kelly	Glenorchy
THOMAS, Bec	Berriedale
Deputy Mayor	7 candidates
ALDERTON, Shane	Austins Ferry
DUNSBY, Jan	Claremont
FRASER, Philip	Glenorchy
HICKEY, Sue	Rosetta
KING, Steven	Derwent Park
SLADE, Stuart	Berriedale
YAXLEY, Russell	West Moonah

Glenorchy City Council - 2022 Councillor election

Polling closed: 2pm Tuesday 25 October 2022

Returning officer: Justin Meeker

Number to be elected: 10

Candidates

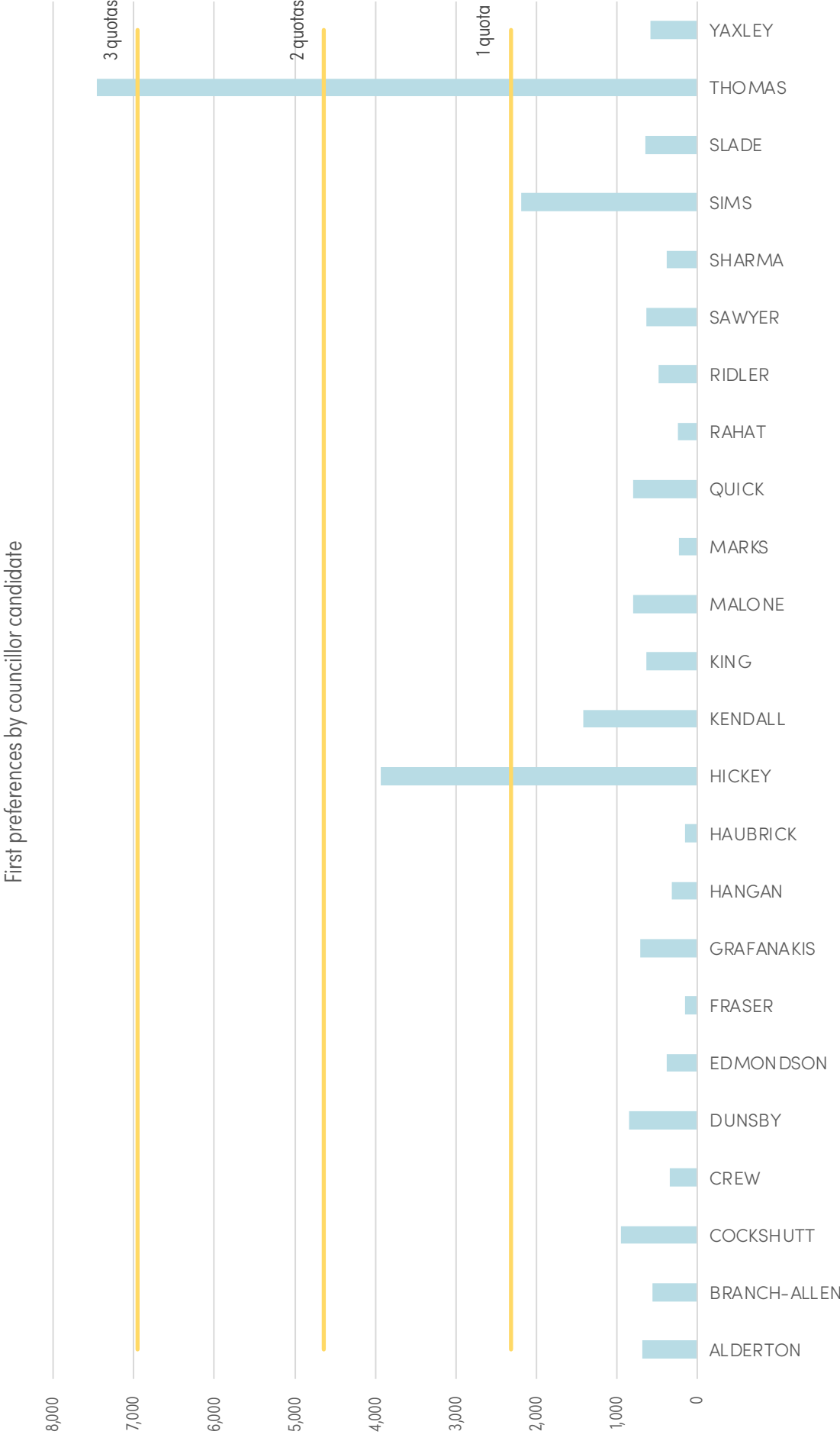
Count	ALDERTON	BRANCH-ALLEN	COCKSHUTT	CREW	DUNSBY	EDMONDSON	FRASER	GRAFANAKIS	HANGAN	HAUBRICK	HICKEY	KENDALL	KING	MALONE	MARKS
1	687.00	555.00	943.00	336.00	851.00	378.00	148.00	714.00	315.00	155.00	3,932.00	1,412.00	631.00	803.00	227.00
2	157.86	204.73	175.78	64.10	542.51	81.34	53.76	155.10	67.55	39.29		210.25	619.72	122.70	68.93
	844.86	759.73	1,118.78	400.10	1,393.51	459.34	201.76	869.10	382.55	194.29	3,932.00	1,622.25	1,250.72	925.70	295.93
3	85.32	128.39	70.55	53.32	178.85	38.97	28.30	77.12	26.66	19.69	-1,613.00	118.55	135.78	58.66	34.45
	930.18	888.12	1,189.33	453.42	1,572.36	498.31	230.06	946.22	409.21	213.98	2,319.00	1,740.80	1,386.50	984.36	330.38
4	34.40	54.33	36.22	34.40	101.41	18.71	11.46	35.61	12.67	14.48		62.78	92.36	25.95	12.67
	964.58	942.45	1,225.55	487.82	1,673.77	517.02	241.52	981.83	421.88	228.46	2,319.00	1,803.58	1,478.86	1,010.31	343.05
5 to 8	12.76	9.67	14.45	4.09	9.88	5.00	11.94	7.18	8.23	-228.46		23.26	13.94	5.10	2.09
	977.34	952.12	1,240.00	491.91	1,683.65	522.02	253.46	989.01	430.11	0.00	2,319.00	1,826.84	1,492.80	1,015.41	345.14
9 to 12	17.27	5.88	15.40	4.91	17.91	7.86	-253.46	8.88	8.09			11.14	32.09	5.19	37.63
	994.61	958.00	1,255.40	496.82	1,701.56	529.88	0.00	997.89	438.20		2,319.00	1,837.98	1,524.89	1,020.60	382.77
13 to 16	9.90	13.69	20.76	17.97	12.31	5.32		24.97	6.41			20.60	17.46	8.22	15.18
	1,004.51	971.69	1,276.16	514.79	1,713.87	535.20		1,022.86	444.61		2,319.00	1,858.58	1,542.35	1,028.82	397.95
17 to 20	39.99	7.78	19.23	9.80	33.72	19.87		15.08	11.52			28.28	34.11	20.59	-397.95
	1,044.50	979.47	1,295.39	524.59	1,747.59	555.07		1,037.94	456.13		2,319.00	1,886.86	1,576.46	1,049.41	0.00
21 to 24	22.01	18.10	21.41	15.29	51.19	19.84		37.48	-456.13			23.99	22.48	56.22	
	1,066.51	997.57	1,316.80	539.88	1,798.78	574.91		1,075.42	0.00		2,319.00	1,910.85	1,598.94	1,105.63	
25 to 28	35.58	34.96	39.20	-539.88	51.81	27.76		27.59				79.74	15.54	19.77	
	1,102.09	1,032.53	1,356.00	0.00	1,850.59	602.67		1,103.01			2,319.00	1,990.59	1,614.48	1,125.40	
29 to 32	41.08	21.55	58.02		57.23	-602.67		28.57				66.29	61.52	77.39	
	1,143.17	1,054.08	1,414.02		1,907.82	0.00		1,131.58			2,319.00	2,056.88	1,676.00	1,202.79	
33 to 36	43.90	34.30	39.94		54.87			72.87				84.73	59.32	55.64	
	1,187.07	1,088.38	1,453.96		1,962.69			1,204.45			2,319.00	2,141.61	1,735.32	1,258.43	
37 to 40	82.19	71.30	61.75		107.35			87.95				50.99	195.94	51.65	
	1,269.26	1,159.68	1,515.71		2,070.04			1,292.40			2,319.00	2,192.60	1,931.26	1,310.08	
41 to 44	86.57	-1,159.68	84.03		177.74			109.41				127.95	108.85	32.57	
	1,355.83	0.00	1,599.74		2,247.78			1,401.81			2,319.00	2,320.55	2,040.11	1,342.65	
45	0.06		0.06		0.49			0.03				-1.55	0.13	0.03	
	1,355.89		1,599.80		2,248.27			1,401.84			2,319.00	2,319.00	2,040.24	1,342.68	
46	62.00		115.00		197.00			51.00					55.00	101.00	
	1,417.89		1,714.80		2,445.27			1,452.84			2,319.00	2,319.00	2,095.24	1,443.68	
47 to 50	23.04		44.12					23.64					27.73	26.65	
	1,440.93		1,758.92		2,445.27			1,476.48			2,319.00	2,319.00	2,122.97	1,470.33	
51	6.40		17.94		-126.27			7.69					9.61	14.10	
	1,447.33		1,776.86		2,319.00			1,484.17			2,319.00	2,319.00	2,132.58	1,484.43	
52 to 56	-1,447.24		210.89					180.53					195.19	211.06	
	0.09		1,987.75		2,319.00			1,664.70			2,319.00	2,319.00	2,327.77	1,695.49	
57	-0.09		0.00					0.00						0.00	
	0.00		1,987.75		2,319.00			1,664.70			2,319.00	2,319.00	2,327.77	1,695.49	
58			0.79					1.19					-8.77	0.39	
			1,988.54		2,319.00			1,665.89			2,319.00	2,319.00	2,319.00	1,695.88	
59 to 65			312.81					-1,665.89						205.63	
			2,301.35		2,319.00			0.00			2,319.00	2,319.00	2,319.00	1,901.51	

Electors enrolled:	33,504	Declarations admitted:	27,260	Informal ballot papers:	1,388
Declarations returned:	27,718	Rejection rate:	1.65%	Informality rate:	5.16%
Response rate:	82.73%	Ballot paper adjustment:	366	Formal ballot papers:	25,506
Declarations rejected:	458	Total ballot papers:	26,894	Quota =	2,319

Candidates (cont.)

QUICK	RAHAT	RIDLER	SAWYER	SHARMA	SIMS	SLADE	THOMAS	YAXLEY	Votes Exhausted	Loss (Gain) by Fraction	Total Votes	Remarks
803.00	237.00	487.00	628.00	379.00	2,191.00	643.00	7,465.00	586.00	0.00	0.00	25,506.00	THOMAS elected 1, HICKEY elected 2
335.02	35.15	224.03	128.21	74.44	1,029.88	284.70	-5,146.00	470.82	0.00	0.13		THOMAS' surplus distributed
1,138.02	272.15	711.03	756.21	453.44	3,220.88	927.70	2,319.00	1,056.82	0.00	0.13	25,506.00	SIMS elected 3
152.19	18.04	86.96	47.58	59.07		111.58		82.86	0.00	0.11		HICKEY's surplus distributed
1,290.21	290.19	797.99	803.79	512.51	3,220.88	1,039.28	2,319.00	1,139.68	0.00	0.24	25,506.00	
44.67	15.69	62.78	38.63	33.20	-901.88	60.97		98.39	0.00	0.10		SIMS' surplus distributed
1,334.88	305.88	860.77	842.42	545.71	2,319.00	1,100.25	2,319.00	1,238.07	0.00	0.34	25,506.00	
8.28	5.01	21.98	8.51	12.19		31.44		13.27	0.00	0.19		HAUBRICK excluded
1,343.16	310.89	882.75	850.93	557.90	2,319.00	1,131.69	2,319.00	1,251.34	0.00	0.53	25,506.00	
16.13	6.41	22.04	5.31	9.67		9.58		11.22	0.68	0.17		FRASER excluded
1,359.29	317.30	904.79	856.24	567.57	2,319.00	1,141.27	2,319.00	1,262.56	0.68	0.70	25,506.00	
8.79	-317.30	13.19	33.30	62.69		13.48		12.89	0.00	0.17		RAHAT excluded
1,368.08	0.00	917.98	889.54	630.26	2,319.00	1,154.75	2,319.00	1,275.45	0.68	0.87	25,506.00	
35.89		20.41	21.26	31.56		26.50		16.87	5.33	0.16		MARKS excluded
1,403.97		938.39	910.80	661.82	2,319.00	1,181.25	2,319.00	1,292.32	6.01	1.03	25,506.00	
33.23		29.62	16.07	13.38		29.09		43.21	3.38	0.14		HANGAN excluded
1,437.20		968.01	926.87	675.20	2,319.00	1,210.34	2,319.00	1,335.53	9.39	1.17	25,506.00	
34.63		40.93	35.29	51.62		11.93		30.13	3.28	0.12		CREW excluded
1,471.83		1,008.94	962.16	726.82	2,319.00	1,222.27	2,319.00	1,365.66	12.67	1.29	25,506.00	
30.81		18.25	41.89	24.78		28.70		38.58	7.89	0.12		EDMONDSON excluded
1,502.64		1,027.19	1,004.05	751.60	2,319.00	1,250.97	2,319.00	1,404.24	20.56	1.41	25,506.00	
37.18		30.95	121.59	-751.60		44.78		43.37	28.09	0.07		SHARMA excluded
1,539.82		1,058.14	1,125.64	0.00	2,319.00	1,295.75	2,319.00	1,447.61	48.65	1.48	25,506.00	
73.38		-1,058.14	39.43			125.92		86.92	23.32	0.05		RIDLER excluded
1,613.20		0.00	1,165.07		2,319.00	1,421.67	2,319.00	1,534.53	71.97	1.53	25,506.00	
131.15			63.36			125.89		65.59	46.52	0.05		BRANCH-ALLEN excluded
1,744.35			1,228.43		2,319.00	1,547.56	2,319.00	1,600.12	118.49	1.58	25,506.00	KENDALL elected 4
0.09			0.09			0.06		0.03	0.42	0.06		KENDALL's surplus distributed
1,744.44			1,228.52		2,319.00	1,547.62	2,319.00	1,600.15	118.91	1.64	25,506.00	
68.00			-910.00			45.00		96.00	120.00	0.00		SAWYER part excluded
1,812.44			318.52		2,319.00	1,592.62	2,319.00	1,696.15	238.91	1.64	25,506.00	DUNSBY elected 5
22.19			-318.52			26.37		38.66	86.13	(0.01)		SAWYER excluded
1,834.63			0.00		2,319.00	1,618.99	2,319.00	1,734.81	325.04	1.63	25,506.00	
19.22						6.40		7.05	37.81	0.05		DUNSBY's surplus distributed
1,853.85					2,319.00	1,625.39	2,319.00	1,741.86	362.85	1.68	25,506.00	
147.77						138.08		182.53	181.22	(0.03)		ALDERTON part excluded
2,001.62					2,319.00	1,763.47	2,319.00	1,924.39	544.07	1.65	25,506.00	KING elected 6
0.06						0.00		0.00	0.03	0.00		ALDERTON excluded
2,001.68					2,319.00	1,763.47	2,319.00	1,924.39	544.10	1.65	25,506.00	
1.79						1.19		1.19	2.19	0.04		KING's surplus distributed
2,003.47					2,319.00	1,764.66	2,319.00	1,925.58	546.29	1.69	25,506.00	
215.80						275.02		290.71	365.99	(0.07)		GRAFANAKIS part excluded
2,219.27					2,319.00	2,039.68	2,319.00	2,216.29	912.28	1.62	25,506.00	COCKSHUTT elected 7, QUICK elected 8, YAXLEY elected 9, SLADE elected 10

Glenorchy City Council – Councillor election – first preferences



Glenorchy City Council – Mayor election

Polling closed: 2pm Tuesday 25 October 2022

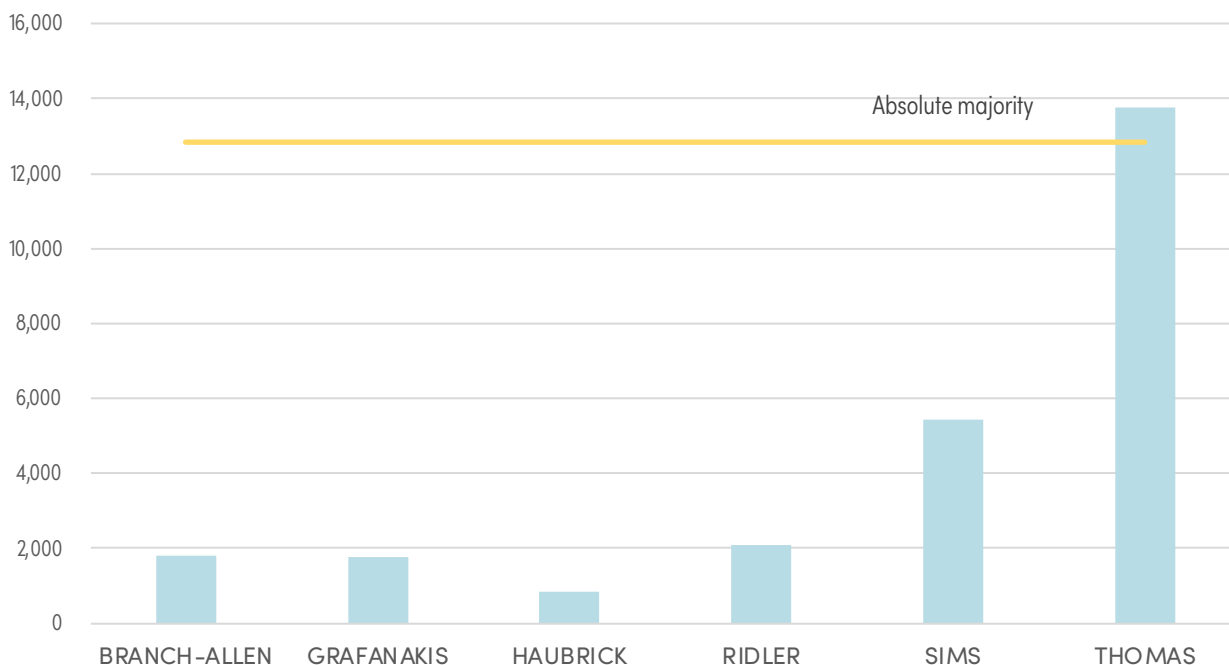
Returning officer: Justin Meeker

Electors enrolled:	33,504	Ballot paper adjustment:	125
Declarations returned:	27,718	Total ballot papers:	27,135
Response rate:	82.73%	Informal ballot papers:	1,418
Declarations rejected:	458	Informality rate:	5.23%
Declarations admitted:	27,260	Formal ballot papers:	25,717

Candidates

		BRANCH-ALLEN Jenny	GRAFANAKIS Aris	HAUBRICK Matt	RIDLER Peter	SIMS Kelly	THOMAS Bec	Exhausted votes	Formal votes	Absolute majority	Remarks
Count 1	First preferences	1,813	1,760	846	2,090	5,433	13,775		25,717	12,859	THOMAS elected
	Percentage	7.05%	6.84%	3.29%	8.13%	21.13%	53.56%				

First preferences by mayor candidate



Glenorchy City Council – Deputy Mayor election

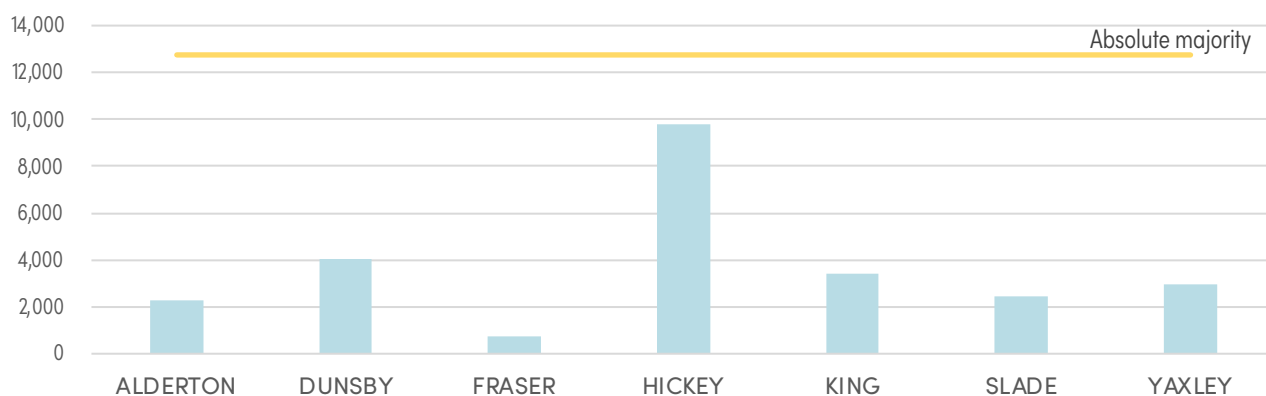
Polling closed: 2pm Tuesday 25 October 2022

Returning officer: Justin Meeker

Electors enrolled:	33,504	Ballot paper adjustment:	124
Declarations returned:	27,718	Total ballot papers:	27,136
Response rate:	82.73%	Informal ballot papers:	1,571
Declarations rejected:	458	Informality rate:	5.79%
Declarations admitted:	27,260	Formal ballot papers:	25,565

		Candidates							Exhausted votes	Formal votes	Absolute majority	Remarks
		ALDERTON Shane	DUNSBY Jan	FRASER Philip	HICKEY Sue	KING Steven	SLADE Stuart	YAXLEY Russell				
Count 1	First preferences	2,252	4,051	733	9,782	3,402	2,415	2,930		25,565	12,783	
Count 2	Votes transferred	133	75	-733	82	120	92	170	61			FRASER excluded
	Total votes	2,385	4,126	0	9,864	3,522	2,507	3,100	61	25,565	12,753	
Count 3	Votes transferred	-2,385	563		336	392	251	522	321			ALDERTON excluded
	Total votes	0	4,689		10,200	3,914	2,758	3,622	382	25,565	12,592	
Count 4	Votes transferred		529		581	782	-2,758	508	358			SLADE excluded
	Total votes		5,218		10,781	4,696	0	4,130	740	25,565	12,413	
Count 5	Votes transferred		1,129		963	1,435		-4,130	603			YAXLEY excluded
	Total votes		6,347		11,744	6,131		0	1,343	25,565	12,112	
Count 6	Votes transferred		3,764		1,613	-6,131			754			KING excluded
	Total votes		10,111		13,357	0			2,097	25,565	11,735	HICKEY elected
	Percentage		43.08%		56.92%							

First preferences by deputy mayor candidate



Glenorchy City Council - recount results

Recount due to resignation of Councillor Matt Stevenson

Recount conducted 20 January 2020

		Candidates										Exhausted Votes	Lost by fraction	Total Votes	Absolute majority	Remarks
		BARNETT Alan	BERESFORD Scott	BRANCH-ALLEN Jenny	CRANNY Bill	HANGAN Michael	LACY Anne	QUICK Harry	RYAN Angela	SHEPPARD David	WHYKES Alan					
Counts 1-2	Total	67.32	47.66	45.41	34.66	319.09	103.74	84.70	669.25	57.51	107.18	1.42	0.06	1 538.00	768.30	Distribution of STEVENSON
Counts 3-4	Votes transferred	1.42	2.32	1.00	- 34.66	5.38	6.75	1.21	5.59	1.84	6.05	3.05	0.05			CRANNY excluded
	Progress total	68.74	49.98	46.41	0.00	324.47	110.49	85.91	674.84	59.35	113.23	4.47	0.11	1 538.00	766.77	
Counts 5-6	Votes transferred	8.96	5.11	- 46.41		5.44	9.11	5.59	4.32	1.42	6.42	0.00	0.04			BRANCH-ALLEN excluded
	Progress total	77.70	55.09	0.00		329.91	119.60	91.50	679.16	60.77	119.65	4.47	0.15	1 538.00	766.77	
Counts 7-8	Votes transferred	5.96	- 55.09			13.19	10.98	4.26	9.71	6.53	2.32	2.11	0.03			BERESFORD excluded
	Progress total	83.66	0.00			343.10	130.58	95.76	688.87	67.30	121.97	6.58	0.18	1 538.00	765.72	
Counts 9-10	Votes transferred	10.50				11.34	15.40	5.26	14.13	- 67.30	6.75	3.90	0.02			SHEPPARD excluded
	Progress total	94.16				354.44	145.98	101.02	703.00	0.00	128.72	10.48	0.20	1 538.00	763.77	
Counts 11-12	Votes transferred	- 94.16				15.64	17.86	10.59	15.31		27.52	7.23	0.01			BARNETT excluded
	Progress total	0.00				370.08	163.84	111.61	718.31		156.24	17.71	0.21	1 538.00	760.15	
Counts 13-14	Votes transferred					24.04	21.86	- 111.61	21.94		35.56	8.23	- 0.02			QUICK excluded
	Progress total					394.12	185.70	0.00	740.25		191.80	25.94	0.19	1 538.00	756.04	
Counts 15-16	Votes transferred					48.07	- 185.70		63.50		42.23	31.93	- 0.03			LACY excluded
	Progress total					442.19	0.00		803.75		234.03	57.87	0.16	1 538.00	740.07	RYAN elected

Glenorchy City Council – by-election results

Councillor

Polling closed: 2pm Tuesday 20 July 2021

Returning officer: Sarah Mathews

Electors enrolled:	33,366	Ballot paper adjustment:	243
Declarations returned:	16,509	Total ballot papers:	16,083
Response rate:	49.48%	Informal ballot papers:	175
Declarations rejected:	183	Informality rate:	1.09%
Declarations admitted:	16,326	Formal ballot papers:	15,908

Candidates

		ALDERTON Shane	HANGAN Michael	HICKEY Sue	QUICK Harry	YAXLEY Russell	Exhausted votes	Formal votes	Absolute majority	Remarks
Count 1	Total votes	2 546	1 646	6 919	1 968	2 829		15 908	7 955	First preferences
Count 2	Votes transferred	572	-1 646	233	275	470	96			HANGAN excluded
	Total votes	3 118	0	7 152	2 243	3 299	96	15 908	7 907	
Count 3	Votes transferred	791		451	-2 243	893	108			QUICK excluded
	Total votes	3 909		7 603	0	4 192	204	15 908	7 853	
Count 4	Votes transferred	-3 909		873		2 853	183			ALDERTON excluded
	Total votes	0		8 476		7 045	387	15 908	7 761	HICKEY elected
	Percentage			54.61%		45.39%				

Mayor

Polling closed: 2pm Tuesday 20 July 2021

Returning officer: Sarah Mathews

Electors enrolled:	33,366	Ballot paper adjustment:	70
Declarations returned:	16,509	Total ballot papers:	16,256
Response rate:	49.48%	Informal ballot papers:	220
Declarations rejected:	183	Informality rate:	1.35%
Declarations admitted:	16,326	Formal ballot papers:	16,036

Candidates

		HICKEY Sue	SIMS Kelly	THOMAS Bec	Exhausted votes	Formal votes	Absolute majority	Remarks
Count 1	Total votes	5 863	2 535	7 638		16 036	8 019	First preferences
Count 2	Votes transferred	558	-2 535	1 849	128			SIMS excluded
	Total votes	6 421	0	9 487	128	16 036	7 955	THOMAS elected
	Percentage	40.36%		59.64%				

