



City of **HOBART**

Hobart City Council

2022 ELECTION REPORT

Contents

- Local Government Elections in Tasmania
- Report on the 2022 Hobart City Council Elections
- List of Councillors following the 2022 elections
- Councillor results
- Mayor and Deputy Mayor results
- Recount results
- Elector Polls

Local government elections in Tasmania

This booklet provides election details for the 2022 Hobart City Council election, which was conducted in accordance with the *Local Government Act 1993*.

This booklet also contains details of any casual vacancies or elector polls that were conducted between the 2018 and 2022 council elections.

Statewide election results are published on the TEC website www.tec.tas.gov.au.

2022 Election timetable

Notice of election published	Saturday 3 September
Nominations opened	Monday 5 September
Electoral rolls closed	Thursday 8 September
Nominations closed	Monday 19 September
Nominations announced	Tuesday 20 September
Ballot material received by electors	3–7 October
Polling period	3–25 October
Close of poll	2pm Tuesday 25 October

Councillor casual vacancies

Councillor casual vacancies are filled by recount. Only unelected candidates from the relevant election may contest a recount. If there are no unelected candidates able to contest the recount, or the casual vacancy is also for the mayoral position, a by-election is held. A candidate elected at a recount or by-election serves until the next council election.

No casual vacancies are filled within 6 months of the next ordinary election, unless the vacancy results in the council unable to have a quorum.

Elector polls

A council may hold an elector poll on any issue it determines. A council may also be required to hold an elector poll following petitions from electors in accordance with Part 6 of the Act. A council is not bound by the result of an elector poll.

Electoral system

Elections for councillor positions are conducted using a system modelled on the Hare-Clark method of proportional representation used in Tasmanian House of Assembly elections.

Mayoral and deputy mayoral elections use a preferential system similar to that used for Tasmanian Legislative Council and federal House of Representatives elections.

Voting in Tasmanian local government elections is compulsory.

Report on the 2022 Hobart City Council elections

Elections were held for the positions of Lord Mayor, Deputy Lord Mayor and 12 Councillors, all for 4 year terms.

38,546 Hobart City electors were enrolled for the 2022 elections, comprising 36,634 (95.04%) from the State House of Assembly roll and 1,912 (4.96%) from the General Manager's roll.

84.14% of Hobart City Council electors returned their ballot papers in comparison with 84.79% statewide.

Hobart City Councillors

Councillors are listed in order of their election.

Prior to the 2022 election

Lord Mayor

REYNOLDS, Anna

Deputy Lord Mayor

BURNET, Helen

Councillors

REYNOLDS, Anna

BURNET, Helen

HARVEY, Bill

THOMAS, Damon

BRISCOE, Jeff

BEHRAKIS, Simon

ZUCCO, Marti

DUTTA, Mike

FOX, Jax (formally EWIN, Holly)

SHERLOCK, Zelinda

SEXTON, Peter

COATS, Will*

*elected by recount

Following the 2022 election

Lord Mayor

REYNOLDS, Anna

Deputy Lord Mayor

BURNET, Helen

Councillors

REYNOLDS, Anna

KELLY, John

ZUCCO, Marti

BURNET, Helen

ELLIOT, Louise

BEHRAKIS, Simon

DUTTA, Mike

BLOOMFIELD, Louise

HARVEY, Bill

POSSELT, Ryan

SHERLOCK, Zelinda

LOHBERGER, Ben

Recounts between the 2018 and 2022 elections

A recount was conducted on 28 January 2020, to fill a vacancy for councillor (alderman) on the Hobart City Council following the resignation of Alderman Tanya Denison on 13 January 2020.

Seventeen unelected candidates from the 2018 Hobart City Council election contested the recount.

An abstract of the count is at the back of this report.

The candidates

Hobart City Council

enrolment 38,546

Councillor

12 Councillors - 44 candidates

BAI, Marcus (Xuesong)	Tolmans Hill
BEHRAKIS, Simon	Tolmans Hill
BLOOMFIELD, Louise	Hobart
BRISCOE, Jeff	Hobart
BURNET, Helen	North Hobart
CAMPBELL, Sam	Hobart
CHOPRA, Raj	Hobart
CHRISTIE, Lili	Battery Point
CHRISTIE, Ron	Battery Point
COATS, Will	Dynnyrne
CORR, Brian	New Town
DAVIES, Owen G	South Hobart
DUTTA, Mike	Sandy Bay
ELLIOT, Louise	West Hobart
ETHERINGTON, Matt	Battery Point
FOX, Jax	Sandy Bay
GAO, Ling Ling	Tolmans Hill
GENG, Daniel	New Town
GRECH, Joe	West Hobart
HARVEY, Bill	Hobart
JACKSON, Michael	Sandy Bay
JOHNSTONE, Edwin	Battery Point
KELLY, John	West Hobart
KELLY, Kate	South Hobart
KITSOS, Gemma	South Hobart
LIU, Yang	Mount Nelson
LOHBERGER, Ben	New Town
McKEE, James	Sandy Bay
MITCHELL, Cadence	Sandy Bay
PHIPPS, Steven	Sandy Bay

[Continued next page](#)

The candidates

Hobart City Council

enrolment 38,546

Councillor (cont.)

12 Councillors - 44 candidates

POSSELT, Ryan	West Hobart
REYNOLDS, Anna	South Hobart
ROTHERY, Karen	Hobart
SEXTON, Tiina	Battery Point
SHAW, Juniper	Sandy Bay
SHERLOCK, Zelinda	West Hobart
SPENDER, Duncan	Lenah Valley
STAGG, Jono	Hobart
TAYLOR, Bec	Hobart
THOMAS, Damon	Sandy Bay
THURLEY, Debra	West Hobart
VOGEL, Stefan	West Hobart
VOLF, Nathan	Sandy Bay
ZUCCO, Marti	North Hobart

The candidates

Hobart City Council

enrolment 38,546

Lord Mayor	8 candidates
BAI, Marcus (Xuesong)	Tolmans Hill
BLOOMFIELD, Louise	Hobart
COATS, Will	Dynnyrne
ELLIOT, Louise	West Hobart
HARVEY, Bill	Hobart
KELLY, John	West Hobart
REYNOLDS, Anna	South Hobart
ZUCCO, Marti	North Hobart
Deputy Lord Mayor	10 candidates
BEHRAKIS, Simon	Tolmans Hill
BRISCOE, Jeff	Hobart
BURNET, Helen	North Hobart
CHRISTIE, Ron	Battery Point
DAVIES, Owen G	South Hobart
DUTTA, Mike	Sandy Bay
JACKSON, Michael	Sandy Bay
POSSELT, Ryan	West Hobart
SPENDER, Duncan	Lenah Valley
THOMAS, Damon	Sandy Bay

Hobart City Council - 2022 councillor election

Polling closed: 2pm Tuesday 25 October 2022

Returning officer: Graeme Ingram

Number to be elected: 12

Count	Candidates																								KELLY, J.	KELLY, K
	BAI, M.	BEHRAKIS, S.	BLOOMFIELD, L.	BRISCOE, J.	BURNET, H.	CAMPBELL, S.	CHOPRA, R.	CHRISTIE, L.	CHRISTIE, R.	COATS, W.	CORR, B.	DAVIES, O.	DUTTA, M.	ELLIOT, L.	ETHERINGTON, M.	FOX, J.	GAO, L.	GENG, D.	GRECH, J.	HARVEY, B.	JACKSON, M.	JOHNSTONE, E.				
1	572.00	1,448.00	1,473.00	605.00	1,529.00	213.00	169.00	131.00	241.00	486.00	500.00	42.00	1,230.00	1,824.00	373.00	838.00	76.00	127.00	72.00	1,219.00	99.00	268.00	4,067.00	646.00		
2	9.81	34.34	52.19	61.55	574.11	12.93	8.02	4.01	19.62	11.59	45.94	1.78	315.38	53.08	14.27	33.45	2.67	3.12	1.78	190.03	3.12	2.23	4,067.00	699.53		
3	12.56	167.17	139.52	112.70	93.01	8.79	2.51	4.18	39.80	61.59	46.92	5.86	62.42	154.18	10.47	13.82	3.35	5.44	6.70	39.38	5.86	26.81	-1,704.00	25.97		
4	0.22	10.32	3.21	3.59	1.12	0.00	0.14	0.14	2.54	1.79	0.67	0.00	0.59	4.11	0.22	0.14	0.00	0.00	0.44	0.22	0.52	2,363.00	725.50			
5 to 7	1.00	0.00	0.00	1.00	1.00	0.00	0.00	0.00	0.00	0.41	0.00	2.00	2.00	1.00	0.00	1.00	0.00	0.00	4.00	0.00	0.83	0.00	2,363.00	726.79		
8 to 10	2.00	0.41	0.44	0.00	0.00	1.00	1.00	2.00	3.00	2.00	0.41	5.41	2.00	2.85	0.00	1.00	1.00	0.00	0.00	0.00	0.00	3.00	2,363.00	3.00		
11 to 13	1.85	0.41	0.00	0.41	3.41	0.41	0.00	4.00	5.41	0.00	4.27	-57.05	2.41	2.41	0.00	1.00	7.00	0.00	0.00	1.27	0.00	0.00	2,363.00	729.79		
14 to 16	0.00	6.00	1.83	1.41	2.00	1.00	2.41	0.00	1.00	3.00	2.41	0.00	4.41	6.00	3.44	0.00	0.41	-84.48	7.00	0.00	2.00	2,363.00	731.79			
17 to 19	26.83	0.00	0.00	2.00	1.44	0.00	2.00	10.00	4.00	2.00	1.00	0.00	4.85	4.41	1.44	1.00	-90.02	1.44	1.00	0.00	1.00	2,363.00	1.00			
20 to 23	0.41	8.90	2.44	2.00	2.00	2.00	1.00	1.00	5.00	2.41	3.00	6.41	4.83	2.44	4.41	1.00	137.41	1,458.12	109.03	303.56	2,363.00	733.79				
24 to 27	3.00	5.41	2.00	1.00	1.41	2.00	1.00	0.00	2.00	5.00	1.00	1.07	6.48	1.00	8.00	1.00	2.00	2.00	0.00	3.00	3.00	2,363.00	736.86			
28 to 31	6.00	7.34	2.41	3.41	7.44	2.00	2.00	1.00	5.41	13.25	1.41	6.85	4.41	0.00	3.44	0.07	6.44	1.00	0.00	1.00	1.00	2,363.00	738.30			
32 to 35	635.68	1,688.30	1,677.04	794.07	2,215.94	243.13	189.08	157.33	328.78	589.04	607.03	1,634.98	2,066.17	408.84	908.70	139.48	1,468.86	309.63	2,363.00	745.71	4.00	2,363.00	747.71			
36 to 39	13.85	4.00	2.00	5.41	2.00	4.00	1.00	-158.33	32.03	363.81	598.87	613.88	1,649.14	2,082.85	413.28	919.70	0.00	1,476.86	312.63	2,363.00	749.71	4.41	2,363.00	751.12		
40 to 43	1.41	15.37	14.12	8.89	16.84	6.41	4.00	3.55	12.04	6.83	5.03	11.00	2.00	5.41	1.44	0.00	1.44	0.00	0.00	0.00	0.00	2,363.00	754.12			
44 to 47	653.35	1,713.67	1,697.01	813.37	2,237.85	254.54	200.91	367.36	610.91	620.71	1,654.17	2,093.85	415.28	925.11	1,480.19	316.63	2,363.00	759.42	4.00	2,363.00	763.42	4.00	2,363.00	766.42		
48 to 51	2.00	17.79	22.78	10.37	3.85	2.41	3.00	20.53	3.25	5.27	19.24	1.85	5.69	6.41	5.83	6.41	5.83	6.41	5.83	6.41	5.83	2,363.00	766.42			
52 to 54	7.00	11.00	18.72	6.44	8.89	-266.95	3.85	13.83	8.27	11.44	22.72	19.30	30.74	7.00	2.83	11.83	11.83	11.83	11.83	11.83	11.83	2,363.00	778.25			
55 to 58	670.35	1,745.53	1,741.95	831.62	2,254.59	0.00	376.21	649.34	639.12	1,715.66	2,139.22	450.17	971.54	1,497.60	326.29	2,363.00	778.25	11.41	11.41	11.41	11.41	2,363.00	789.66			
59 to 62	56.30	21.44	16.44	7.00	9.34	726.65	1,766.97	1,758.39	838.62	2,263.93	383.06	659.34	642.12	1,726.55	2,163.22	456.17	979.84	1,503.04	328.70	2,363.00	789.66	16.76	2,363.00	806.42		
63 to 65	8.00	36.23	29.07	16.67	7.00	734.65	1,803.20	1,787.46	855.29	2,270.93	392.89	675.17	646.39	1,734.96	2,199.31	464.17	985.84	1,507.45	0.00	2,363.00	806.42	5.00	2,363.00	811.42		
66 to 69	2.00	3.00	6.85	4.00	43.33	736.65	1,806.20	1,794.31	859.29	2,314.26	398.89	679.17	653.39	1,750.85	2,203.31	477.17	1,007.25	1,524.89	2,363.00	811.42	39.23	2,363.00	850.65			
70 to 73	2.00	7.67	17.92	8.44	24.39	738.65	1,813.87	1,812.23	867.73	2,338.65	400.89	682.61	665.55	1,767.63	2,212.72	487.00	1,028.52	1,546.08	2,363.00	850.65	4.33	2,363.00	854.98			
74 to 77	5.41	34.72	29.67	15.25	4.85	744.06	1,848.59	1,841.90	882.98	2,343.50	407.30	701.02	668.55	1,779.35	2,244.99	504.76	1,045.59	1,548.38	2,363.00	854.98	21.85	2,363.00	876.83			
78	1.41	64.48	31.20	12.51	5.96	745.47	1,913.07	1,873.10	895.49	2,349.46	415.55	729.37	675.80	1,783.07	2,291.35	511.17	1,052.59	1,552.38	2,363.00	876.83	8.00	2,363.00	884.83			
	67.00	39.00	21.00	28.00	21.00	812.47	1,952.07	1,894.10	923.49	2,370.46	68.55	736.37	681.80	1,805.07	2,317.35	516.17	1,059.59	1,560.38	2,363.00	884.83	8.00	2,363.00	884.83			

Hobart City Council - 2022 councillor election

Polling closed: 2pm Tuesday 25 October 2022

Returning officer: Graeme Ingram

Number to be elected: 12

Continued from previous page.

Count	Candidates																							
	BAI, M.	BEHRAKIS, S.	BLOOMFIELD, L.	BRISCOE, J.	BURNET, H.	CAMPBELL, S.	CHOPRA, R.	CHRISTIE, L.	CHRISTIE, R.	COATS, W.	CORR, B.	DAVIES, O.	DUTTA, M.	ELLIOT, L.	ETHERINGTON, M.	FOX, J.	GAO, L.	GENG, D.	GRECH, J.	HARVEY, B.	JACKSON, M.	JOHNSTONE, E.	KELLY, J.	KELLY, K.
79 to 81	1.74	8.07	3.00	6.94				-68.55	2.60	4.28		5.20	6.44	0.00	1.33					2.56				2.18
	814.21	1,960.14	1,897.10	930.43	2,370.46			0.00	738.97	686.08		1,810.27	2,323.79	516.17	1,060.92					1,562.94			2,363.00	887.01
82	0.35	0.35	0.71	0.35	-7.46				1.06	0.71		0.00	0.00	0.35	0.00					1.42				0.00
	814.56	1,960.49	1,897.81	930.78	2,363.00				740.03	686.79		1,810.27	2,323.79	516.52	1,060.92					1,564.36			2,363.00	887.01
83 to 87	6.00	9.85	19.41	9.92					8.48	14.89		33.61	12.69	20.79	50.40					69.64				19.44
	820.56	1,970.34	1,917.22	940.70	2,363.00				748.51	701.68		1,843.88	2,336.48	537.31	1,111.32					1,634.00			2,363.00	906.45
88 to 92	3.89	10.41	28.67	13.27					9.35	18.67		69.01	19.92	-537.31	98.45					26.30				65.76
	824.45	1,980.75	1,945.89	953.97	2,363.00				757.86	720.35		1,912.89	2,356.40	0.00	1,209.77					1,660.30			2,363.00	972.21
93	8.00	1.00	23.00	7.00					14.00	3.00		27.00	30.00		38.00					73.00				41.00
	832.45	1,981.75	1,968.89	960.97	2,363.00				771.86	723.35		1,939.89	2,386.40		1,247.77					1,733.30			2,363.00	1,013.21
94 to 96	1.30	2.61	2.64	0.85					1.30	0.85		3.53			0.89					5.21				3.53
	833.75	1,984.36	1,971.53	961.82	2,363.00				773.16	724.20		1,943.42	2,386.40		1,248.66					1,738.51			2,363.00	1,016.74
97	1.56	0.78	2.34	0.78					1.56	0.00		0.00	-23.40		0.78					3.12				3.12
	835.31	1,985.14	1,973.87	962.60	2,363.00				774.72	724.20		1,943.42	2,363.00		1,249.44					1,741.63			2,363.00	1,019.86
98 to 102	7.79	17.93	63.31	63.48					20.05	-724.20		155.84			31.30					67.58				57.75
	843.10	2,003.07	2,037.18	1,026.08	2,363.00				794.77	0.00		2,099.26	2,363.00		1,280.74					1,809.21			2,363.00	1,077.61
103 to 108	17.34	229.90	81.22	66.28					-794.77			43.62			23.83					31.52				24.04
	860.44	2,232.97	2,118.40	1,092.36	2,363.00				0.00			2,142.88	2,363.00		1,304.57					1,840.73			2,363.00	1,101.65
109 to 114	10.89	18.27	45.84	10.19								69.54			88.23					240.26				58.04
	871.33	2,251.24	2,164.24	1,102.55	2,363.00							2,212.42	2,363.00		1,392.80					2,080.99			2,363.00	1,159.69
115 to 120	-871.33	86.33	65.59	33.19								59.48			31.42					28.51				33.03
	0.00	2,337.57	2,229.83	1,135.74	2,363.00							2,271.90	2,363.00		1,424.22					2,109.50			2,363.00	1,192.72
121		137.00	69.00	99.00								66.00			24.00					64.00				40.00
		2,474.57	2,298.83	1,234.74	2,363.00							2,337.90	2,363.00		1,448.22					2,173.50			2,363.00	1,232.72
122 to 124			23.57	40.56								19.50			5.20					15.73				10.01
		2,474.57	2,322.40	1,275.30	2,363.00							2,357.40	2,363.00		1,453.42					2,189.23			2,363.00	1,242.73
125		-111.57	12.21	21.98								8.95			3.25					3.25				6.51
		2,363.00	2,334.61	1,297.28	2,363.00							2,366.35	2,363.00		1,456.67					2,192.48			2,363.00	1,249.24
126			0.30	0.00								-3.35			0.00					0.00				0.30
		2,363.00	2,334.91	1,297.28	2,363.00							2,363.00	2,363.00		1,456.67					2,192.48			2,363.00	1,249.54
127			89.00	31.00											166.00					133.00				-1,115.00
		2,363.00	2,423.91	1,328.28	2,363.00							2,363.00	2,363.00		1,622.67					2,325.48			2,363.00	134.54
128 to 134				13.52											10.18					19.00				-134.54
		2,363.00	2,423.91	1,341.80	2,363.00							2,363.00	2,363.00		1,632.85					2,344.48			2,363.00	0.00
135			-60.91	6.15											4.79					5.47				
		2,363.00	2,363.00	1,347.95	2,363.00							2,363.00	2,363.00		1,637.64					2,349.95			2,363.00	
136				-1,031.00											88.00					156.00				
		2,363.00	2,363.00	316.95	2,363.00							2,363.00	2,363.00		1,725.64					2,505.95			2,363.00	
137 to 143				-316.95											20.58									
		2,363.00	2,363.00	0.00	2,363.00							2,363.00	2,363.00		1,746.22					2,505.95			2,363.00	
144															14.66					-142.95				
		2,363.00	2,363.00		2,363.00							2,363.00	2,363.00		1,760.88					2,363.00			2,363.00	

Electors enrolled: 38,546
 Declarations returned: 32,433
 Response rate: 84.14%
 Declarations rejected: 329

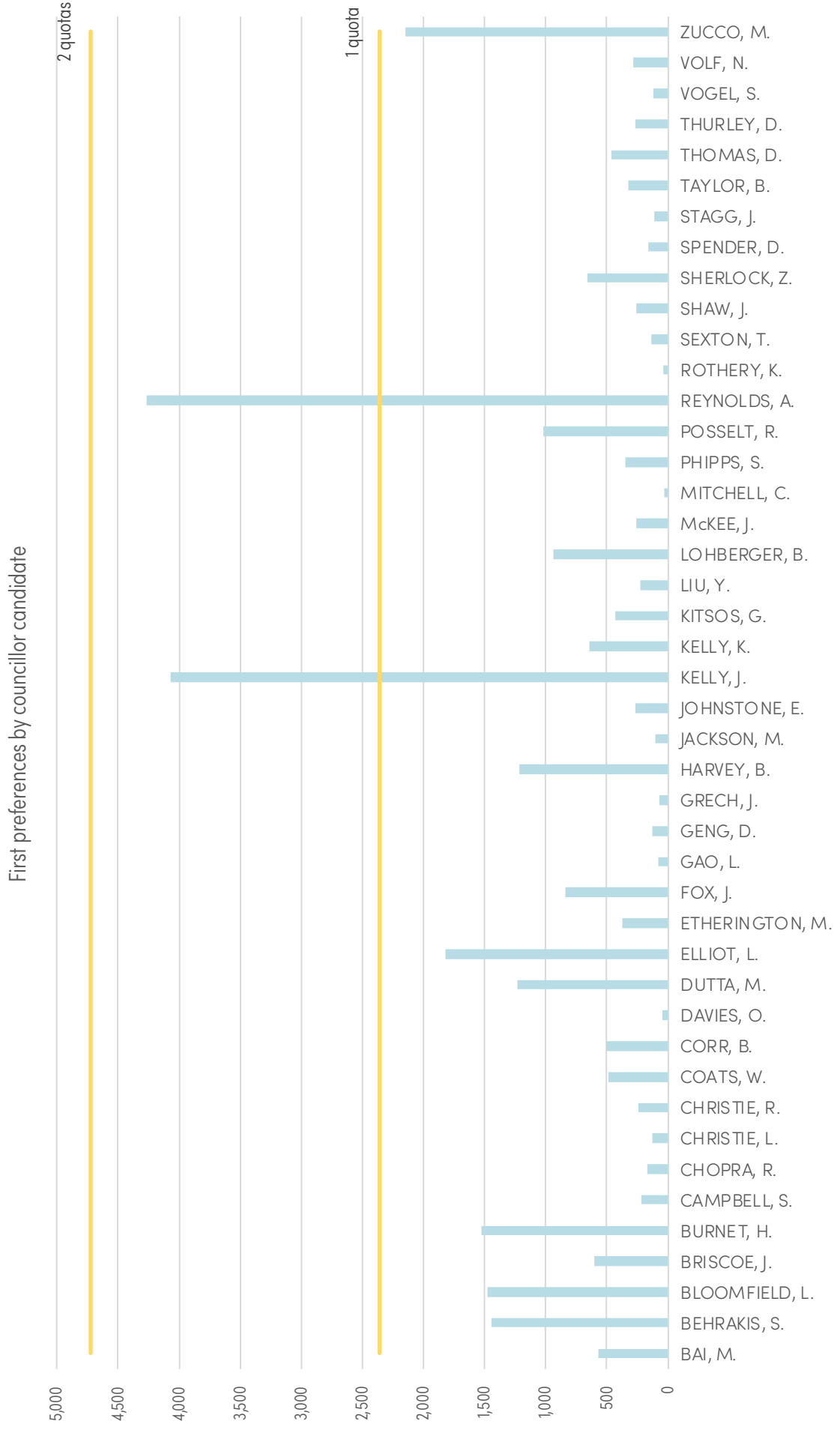
Declarations admitted: 32,104
 Rejection rate: 1.01%
 Ballot paper adjustment: 349
 Total ballot papers: 31,755

Informal ballot papers: 1,047
 Informality rate: 3.30%
 Formal ballot papers: 30,708
 Quota = 2,363

Candidates (cont.)

KITSOS, G.	LIU, Y.	LOHBERGER, B.	McKEE, J.	MITCHELL, C.	PHIPPS, S.	POSSELT, R.	REYNOLDS, A.	ROTHERY, K.	SEXTON, T.	SHAW, J.	SHERLOCK, Z.	SPENDER, D.	STAGG, J.	TAYLOR, B.	THOMAS, D.	THURLEY, D.	VOGEL, S.	VOLF, N.	ZUCCO, M.	Voices Exhausted	Loss (Gain) by Fraction	Total Votes	Remarks
1.74		0.41			0.89	3.03					1.67			2.56	12.82					0.97	0.12		CHRISTIE, R. excluded
604.18	1,222.28			480.38	1,359.71	2,363.00					1,034.75			526.36	777.62				2,363.00	52.38	2.85	30,708.00	
0.35		0.00		0.35	0.00						0.00			0.35	0.00					1.06	0.05		BURNET, H's surplus distributed
604.53	1,222.28			480.73	1,359.71	2,363.00					1,034.75			526.71	777.62				2,363.00	53.44	2.90	30,708.00	
32.19		21.65		-480.73	64.13						40.46			18.33	12.00					16.74	0.11		PHIPPS, S. excluded
636.72	1,243.93			0.00	1,423.84	2,363.00					1,075.21			545.04	789.62				2,363.00	70.18	3.01	30,708.00	
25.14		27.11			33.18						50.95			8.00	10.27					18.90	0.06		ETHERINGTON, M. excluded
661.86	1,271.04			1,457.02		2,363.00					1,126.16			553.04	799.89				2,363.00	89.08	3.07	30,708.00	
129.00		12.00			22.00						52.00			-512.00	14.00					18.00	0.00		TAYLOR, B. part excluded
790.86	1,283.04			1,479.02		2,363.00					1,178.16			41.04	813.89				2,363.00	107.08	3.07	30,708.00	ELLIOT, L. elected 5
7.99		1.74			2.16						2.51			-41.04	2.11					1.74	0.08		TAYLOR, B. excluded
798.85	1,284.78			1,481.18		2,363.00					1,180.67			0.00	816.00				2,363.00	108.82	3.15	30,708.00	
0.78		0.78			4.68						0.78				0.00					2.34	0.00		ELLIOT, L's surplus distributed
799.63	1,285.56			1,485.86		2,363.00					1,181.45			816.00					2,363.00	111.16	3.15	30,708.00	
13.16		79.74			26.26						61.17				26.00					32.82	0.02		CORR, B. excluded
812.79	1,365.30			1,512.12		2,363.00					1,242.62			842.00					2,363.00	143.98	3.17	30,708.00	
14.41		32.31			67.66						33.95				71.16					57.47	0.06		COATS, W. excluded
827.20	1,397.61			1,579.78		2,363.00					1,276.57			913.16					2,363.00	201.45	3.23	30,708.00	
-827.20		27.69			70.65						95.48				15.27					76.84	0.01		KITSOS, G. excluded
0.00	1,425.30			1,650.43		2,363.00					1,372.05			928.43					2,363.00	278.29	3.24	30,708.00	
		24.16			43.03						27.96				57.56					381.09	(0.02)		BAI, M. excluded
		1,449.46		1,693.46		2,363.00					1,400.01			985.99					2,363.00	659.38	3.22	30,708.00	
		25.00			57.00						59.00				-783.00					143.00	0.00		THOMAS, D. part excluded
		1,474.46		1,750.46		2,363.00					1,459.01			202.99					2,363.00	802.38	3.22	30,708.00	BEHRAKIS, S. elected 6
		12.34			19.08						13.68				-202.99					43.47	(0.15)		THOMAS, D. excluded
		1,486.80		1,769.54		2,363.00					1,472.69			0.00					2,363.00	845.85	3.07	30,708.00	
		4.07			8.14						5.70									37.46	0.05		BEHRAKIS, S's surplus distributed
		1,490.87		1,777.68		2,363.00					1,478.39								2,363.00	883.31	3.12	30,708.00	DUTTA, M. elected 7
		0.30			0.30						0.30									1.82	0.03		DUTTA, M's surplus distributed
		1,491.17		1,777.98		2,363.00					1,478.69								2,363.00	885.13	3.15	30,708.00	
		72.00			103.00						332.00									189.00	0.00		KELLY, K. part excluded
		1,563.17		1,880.98		2,363.00					1,810.69								2,363.00	1,074.13	3.15	30,708.00	BLOOMFIELD, L. elected 8
		7.27			16.04						41.26									27.37	(0.10)		KELLY, K. excluded
		1,570.44		1,897.02		2,363.00					1,851.95								2,363.00	1,101.50	3.05	30,708.00	
		7.52			6.15						9.58									21.21	0.04		BLOOMFIELD, L's surplus distributed
		1,577.96		1,903.17		2,363.00					1,861.53								2,363.00	1,122.71	3.09	30,708.00	
		249.00			100.00						79.00									359.00	0.00		BRISCOE, J. part excluded
		1,826.96		2,003.17		2,363.00					1,940.53								2,363.00	1,481.71	3.09	30,708.00	HARVEY, B. elected 9
		81.26			39.74						41.17									134.37	(0.17)		BRISCOE, J. excluded
		1,908.22		2,042.91		2,363.00					1,981.70								2,363.00	1,616.08	2.92	30,708.00	
		29.32			22.90						23.82									52.23	0.02		HARVEY, B's surplus distributed
		1,937.54		2,065.81		2,363.00					2,005.52								2,363.00	1,668.31	2.94	30,708.00	POSSELT, R. elected 10, SHERLOCK, Z. elected 11, LOHBERGER, B. elected 12

Hobart City Council – councillor election – first preferences



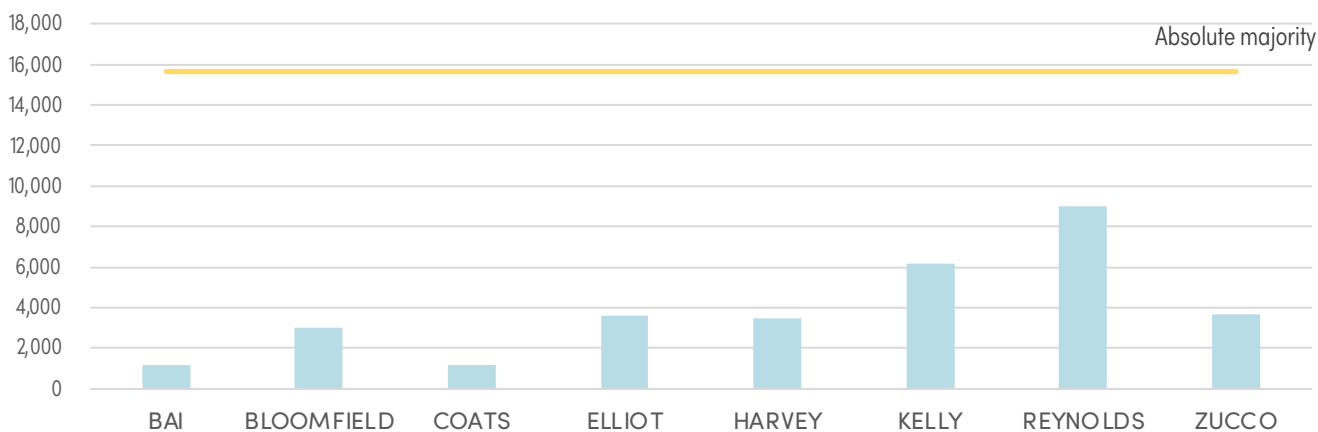
Hobart City Council – lord mayor election

Polling closed: 2pm Tuesday 25 October 2022

Returning officer: Graeme Ingram

Electors enrolled:	38,546	Ballot paper adjustment:	103
Declarations returned:	32,433	Total ballot papers:	32,001
Response rate:	84.14%	Informal ballot papers:	684
Declarations rejected:	329	Informality rate:	2.14%
Declarations admitted:	32,104	Formal ballot papers:	31,317

First preferences by lord mayor candidate



Hobart City Council – deputy lord mayor election

Polling closed: 2pm Tuesday 25 October 2022

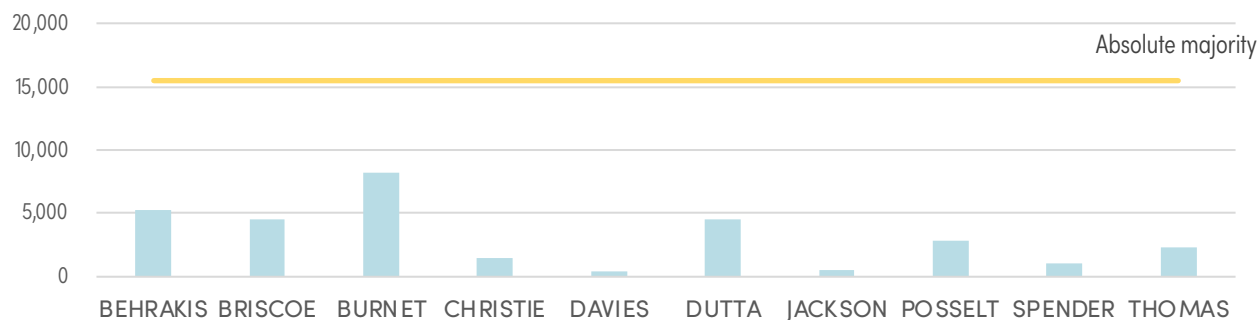
Returning officer: Graeme Ingram

Electors enrolled:	38,546	Ballot paper adjustment:	102
Declarations returned:	32,433	Total ballot papers:	32,002
Response rate:	84.14%	Informal ballot papers:	914
Declarations rejected:	329	Informality rate:	2.86%
Declarations admitted:	32,104	Formal ballot papers:	31,088

Candidates

	BEHRAKIS Simon	BRISCOE Jeff	BURNET Helen	CHRISTIE Ron	DAVIES Owen G	DUTTA Mike	JACKSON Michael	POSSELT Ryan	SPENDER Duncan	THOMAS Damon	Exhausted votes	Formal votes	Absolute majority	Remarks
Count 1 First preferences											31,088	15,545		
Count 2 Votes transferred														DAVIES excluded
Total votes	5,281	4,571	8,233	1,567	0	4,623	490	2,864	1,066	2,328	65	31,088	15,512	
Count 3 Votes transferred														JACKSON excluded
Total votes	5,335	4,635	8,279	1,634		4,686	0	2,902	1,110	2,375	132	31,088	15,479	
Count 4 Votes transferred														SPENDER excluded
Total votes	5,535	4,777	8,357	1,695		4,789		3,105	0	2,505	325	31,088	15,382	
Count 5 Votes transferred														CHRISTIE excluded
Total votes	5,750	5,116	8,542	0		4,914		3,222		2,722	822	31,088	15,134	
Count 6 Votes transferred														THOMAS excluded
Total votes	6,397	5,703	8,922			5,215		3,512	0	1,339	31,088	14,875		
Count 7 Votes transferred														POSSELT excluded
Total votes	6,958	6,223	9,911			5,946		0		2,050	31,088	14,520		
Count 8 Votes transferred														DUTTA excluded
Total votes	7,562	7,326	12,975			0				3,225	31,088	13,932		
Count 9 Votes transferred														BRISCOE excluded
Total votes	10,216	0	16,068							4,804	31,088	13,143		BURNET elected
Percentage														

First preferences by deputy lord mayor candidate



Hobart City Council – recount results

Recount due to resignation of Councillor Tanya Denison

Recount conducted 28 January 2020

		Candidates										
		ALEXANDER Darren	BLOOMFIELD Louise	CHRISTIE Ron	COATS Will	CORR Brian	DUT Salpha	IRWIN Fiona	MALLETT Robert	McCALLUM Stephen	MERRIDEW Chris	NGOR Atak
Counts 1-8	Total	206.58	221.20	45.94	194.31	71.13	10.64	76.79	237.00	42.34	90.61	39.02
Counts 9-10	Votes transferred	1.00	3.00	0.00	2.00	0.00	- 10.64	0.00	0.00	1.00	0.00	1.32
	Progress total	207.58	224.20	45.94	196.31	71.13	0.00	76.79	237.00	43.34	90.61	40.34
Counts 11-12	Votes transferred	5.00	4.23	0.00	4.00	1.00		1.00	2.00	1.00	2.00	1.00
	Progress total	212.58	228.43	45.94	200.31	72.13		77.79	239.00	44.34	92.61	41.34
Counts 13-15	Votes transferred	1.00	7.00	2.00	5.00	0.00		6.00	2.00	1.00	1.00	- 41.34
	Progress total	213.58	235.43	47.94	205.31	72.13		83.79	241.00	45.34	93.61	0.00
Counts 16-20	Votes transferred	3.70	10.00	1.00	3.00	5.00		3.00	0.00	- 45.34	0.49	
	Progress total	217.28	245.43	48.94	208.31	77.13		86.79	241.00	0.00	94.10	
Counts 21-24	Votes transferred	3.00	2.49	- 48.94	8.80	7.00		3.49	5.00		7.15	
	Progress total	220.28	247.92	0.00	217.11	84.13		90.28	246.00		101.25	
Counts 25-30	Votes transferred	9.00	4.76		5.00	0.00		5.00	1.00		8.00	
	Progress total	229.28	252.68		222.11	84.13		95.28	247.00		109.25	
Counts 31-36	Votes transferred	1.46	11.49		9.00	8.99		5.32	2.00		3.00	
	Progress total	230.74	264.17		231.11	93.12		100.60	249.00		112.25	
Counts 37-41	Votes transferred	15.00	11.49		12.48	- 93.12		16.87	2.49		13.48	
	Progress total	245.74	275.66		243.59	0.00		117.47	251.49		125.73	
Counts 42-46	Votes transferred	13.18	14.15		25.61			6.85	9.69		10.47	
	Progress total	258.92	289.81		269.20			124.32	261.18		136.20	
Counts 47-52	Votes transferred	6.18	22.82		14.22			- 124.32	8.81		14.99	
	Progress total	265.10	312.63		283.42			0.00	269.99		151.19	
Counts 53-58	Votes transferred	19.71	30.98		30.23				31.14		- 151.19	
	Progress total	284.81	343.61		313.65				301.13		0.00	
Counts 59-63	Votes transferred	16.46	53.95		18.72				11.27			
	Progress total	301.27	397.56		332.37				312.40			
Counts 64-71	Votes transferred	26.92	87.23		43.94				25.67			
	Progress total	328.19	484.79		376.31				338.07			
Counts 72-78	Votes transferred	- 328.19	98.34		120.04				77.53			
	Progress total	0.00	583.13		496.35				415.60			
Counts 79-86	Votes transferred		141.47		230.02				- 415.60			
	Progress total		724.60		726.37				0.00			

Candidates (cont.)

SCHOFIELD Cat	STANAWAY Glen	STANSFIELD Philip	TAYLOR Andy (Tubes)	TAYLOR Bec	VOGEL Stefan	Exhausted Votes	Loss (gain) by fraction	Total Votes	Absolute majority	Remarks
74.91	31.94	49.22	89.49	86.72	48.05	0.00	0.11	1 616.00	808.01	Distribution of DENISON
2.00	0.00	0.00	0.00	0.32	0.00	0.00	0.00			DUT excluded
76.91	31.94	49.22	89.49	87.04	48.05	0.00	0.11	1 616.00	808.01	
6.00	- 31.94	0.23	2.47	1.00	1.00	0.00	0.01			STANAWAY excluded
82.91	0.00	49.45	91.96	88.04	49.05	0.00	0.12	1 616.00	808.01	
5.55		2.23	4.55	3.00	1.00	0.00	0.01			NGOR excluded
88.46		51.68	96.51	91.04	50.05	0.00	0.13	1 616.00	808.01	
5.00		5.49	4.65	1.00	3.00	0.00	0.01			McCALLUM excluded
93.46		57.17	101.16	92.04	53.05	0.00	0.14	1 616.00	808.01	
3.00		2.00	1.00	4.99	1.00	0.00	0.02			CHRISTIE excluded
96.46		59.17	102.16	97.03	54.05	0.00	0.16	1 616.00	808.01	
9.81		1.08	4.50	5.86	- 54.05	0.00	0.04			VOGEL excluded
106.27		60.25	106.66	102.89	0.00	0.00	0.20	1 616.00	808.01	
3.59		- 60.25	5.47	9.95		0.00	- 0.02			STANSFIELD excluded
109.86		0.00	112.13	112.84		0.00	0.18	1 616.00	808.01	
9.30			2.00	8.99		1.00	0.02			CORR excluded
119.16			114.13	121.83		1.00	0.20	1 616.00	807.51	
14.83			- 114.13	17.33		2.00	0.02			TAYLOR, A excluded
133.99			0.00	139.16		3.00	0.22	1 616.00	806.51	
29.99				20.28		6.99	0.04			IRWIN excluded
163.98				159.44		9.99	0.26	1 616.00	803.01	
18.75				7.86		12.49	0.03			MERRIDEW excluded
182.73				167.30		22.48	0.29	1 616.00	796.77	
44.15				- 167.30		22.73	0.02			TAYLOR, B excluded
226.88				0.00		45.21	0.31	1 616.00	785.40	
- 226.88						43.13	(0.01)			SCHOFIELD excluded
0.00						88.34	0.30	1 616.00	763.84	
						32.28	0.00			ALEXANDER excluded
						120.62	0.30	1 616.00	747.70	
						44.14	(0.03)			MALLETT excluded
						164.76	0.27	1 616.00	725.63	COATS elected

Hobart City Council – elector polls

City building height limit of 60m

Polling closed: 10am Monday 15 July 2019

Electors enrolled:	37,718	Ballot paper adjustment:	10
Declarations returned:	15,990	Total ballot papers:	15,802
Response rate:	42.39%	Informal ballot papers:	38
Declarations rejected:	178	Informality rate:	0.24%
Declarations admitted:	15,812	Formal ballot papers:	15,764

Principal question

Q. Should the Council support the building height limits and other recommendations made by its planning officers?

Response	Yes	No
Votes	12,145	3,619
Percentage	77.04%	22.96%

Further questions

Q. Would you prefer the building height limit in Height Area 1 to be lower than 60 metres?

Response	Yes	No	Yes	No
Votes	9,200	2,869	1,805	1,800
Totals	Informal 76	Total 12,145	Informal 14	Total 3,619
% (group)				
% (poll)				

Note, of the 38 informal to the principal question: 9 responded **Yes** and 2 responded **No**.

Q. Would you prefer the planning schemes remain unchanged?

Response	Yes	No	Yes	No
Votes	2,716	9,256	1,923	1,674
Totals	Informal 173	Total 12,145	Informal 22	Total 3,619
% (group)	22.7%	77.3%	53.5%	46.5%
% (poll)	17.2%	58.6%	12.2%	10.6%

Note, of the 38 informal to the principal question: 9 responded **Yes** and 6 responded **No**.

Hobart City Council – elector polls

University of Tasmania campus relocation

Polling closed: 2pm Tuesday 25 October 2022

Returning officer: Graeme Ingram

Electors enrolled:	38,546	Ballot paper adjustment:	102
Declarations returned:	32,433	Total ballot papers:	32,002
Response rate:	84.14%	Informal ballot papers:	1,574
Declarations rejected:	329	Informality rate:	4.92%
Declarations admitted:	32,104	Formal ballot papers:	30,428

Question

Q. Do you support the University of Tasmania's proposal to relocate the Sandy Bay campus into Hobart's central business district?

Response	Yes	No	Total formal votes	Informal ballot papers	Total ballot papers
Votes	7,797	22,631	30,428	1,574	32,002
Percentage	25.62%	74.38%		4.92%	