



Huon Valley Council

2022 ELECTION REPORT

Contents

- Local Government Elections in Tasmania
- Report on the 2022 Huon Valley Council Elections
- List of Councillors following the 2022 elections
- Councillor results
- Mayor and Deputy Mayor results
- Recount results

Local government elections in Tasmania

This booklet provides election details for the 2022 Huon Valley Council election, which was conducted in accordance with the *Local Government Act 1993*.

This booklet also contains details of any casual vacancies or elector polls that were conducted between the 2018 and 2022 council elections.

Statewide election results are published on the TEC website www.tec.tas.gov.au.

2022 Election timetable

Notice of election published	Saturday 3 September
Nominations opened	Monday 5 September
Electoral rolls closed	Thursday 8 September
Nominations closed	Monday 19 September
Nominations announced	Tuesday 20 September
Ballot material received by electors	3–7 October
Polling period	3–25 October
Close of poll	2pm Tuesday 25 October

Councillor casual vacancies

Councillor casual vacancies are filled by recount. Only unelected candidates from the relevant election may contest a recount. If there are no unelected candidates able to contest the recount, or the casual vacancy is also for the mayoral position, a by-election is held. A candidate elected at a recount or by-election serves until the next council election.

No casual vacancies are filled within 6 months of the next ordinary election, unless the vacancy results in the council unable to have a quorum.

Elector polls

A council may hold an elector poll on any issue it determines. A council may also be required to hold an elector poll following petitions from electors in accordance with Part 6 of the Act. A council is not bound by the result of an elector poll.

Electoral system

Elections for councillor positions are conducted using a system modelled on the Hare-Clark method of proportional representation used in Tasmanian House of Assembly elections.

Mayoral and deputy mayoral elections use a preferential system similar to that used for Tasmanian Legislative Council and federal House of Representatives elections.

Voting in Tasmanian local government elections is compulsory.

Report on the 2022 Huon Valley Council elections

Elections were held for the positions of Mayor, Deputy Mayor and 9 Councillors, all for 4 year terms.

14,174 Huon Valley electors were enrolled for the 2022 elections, comprising 13,773 (97.17%) from the State House of Assembly roll and 401 (2.83%) from the General Manager's roll. 86.14% of Huon Valley Council electors returned their ballot papers in comparison with 84.79% statewide.

Huon Valley Councillors

Councillors are listed in order of their election.

Prior to the 2022 election

Mayor

Position vacant

Deputy Mayor

DOYLE, Sally

Councillors

NEWELL, Mick

DOYLE, Sally

PRINCE, Rob

BIRD, Juanne

O'MAY, Mark

CLARK, Sue*

Position vacant

Position vacant

Position vacant

*elected by recount

Following the 2022 election

Mayor

DOYLE, Sally

Deputy Mayor

THORPE, Toby

Councillors

THORPE, Toby

DOYLE, Sally

GIBSON, Paul

ARMSTRONG, Debbie

O'NEILL, David

WILSON, Mike

JESSOP, Mark

CAMBERS-SMITH, Jenny

TEMBY, Cathy

Recounts between the 2018 and 2022 elections

A recount was conducted on 28 June 2021, to fill a vacancy for councillor on the Huon Valley Council, due to Councillor Mike Wilson's ineligibility to remain a councillor.

Eight unelected candidates from the 2018 Huon Valley Council election contested the recount.

An abstract of the count is at the back of this report.

The candidates

Huon Valley Council

enrolment 14,174

Councillor

9 Councillors - 25 candidates

ARMSTRONG, Debbie	Cygnet
BOWLING, Joshua	Mountain River
BURGESS, Andrew	Geeveston
CALLAGHAN, Marshall	Glen Huon
CAMBERS-SMITH, Jenny	Crabtree
COULSON, Mary	Ranelagh
DENNY, Bryan	Dover
DOYLE, Sally	Surveyors Bay
GIBSON, Paul	Lymington
HORNER, Sarah	Cygnet
HURST, Carol	Ranelagh
JESSOP, Mark	Geeveston
JOHNSON, Shane	Franklin
KOEFOED, Janine	Huonville
MROSEK, Lukas	Garden Island Creek
O'NEILL, David	Cygnet
RICHTER, Amanda	Huonville
ROBERTSON, Amy	Port Huon
RYAN, John	Ranelagh
SMITH, Cameron	Huonville
SWAN, Geoffrey	Lonnavale
TEMBY, Cathy	Lucaston
THOMAS, Malcolm	Deep Bay
THORPE, Toby	Huonville
WILSON, Mike	Port Huon

The candidates

Huon Valley Council

enrolment 14,174

Mayor

7 candidates

ARMSTRONG, Debbie	Cygnets
CALLAGHAN, Marshall	Glen Huon
DOYLE, Sally	Surveyors Bay
GIBSON, Paul	Lymington
SWAN, Geoffrey	Lonnvale
TEMBY, Cathy	Lucaston
WILSON, Mike	Port Huon

Deputy Mayor

6 candidates

BURGESS, Andrew	Geeveston
JESSOP, Mark	Geeveston
O'NEILL, David	Cygnets
ROBERTSON, Amy	Port Huon
THOMAS, Malcolm	Deep Bay
THORPE, Toby	Huonville

Huon Valley Council - 2022 Councillor election

Polling closed: 2pm Tuesday 25 October 2022

Returning officer: Graeme Ingram

Number to be elected: 9

Candidates

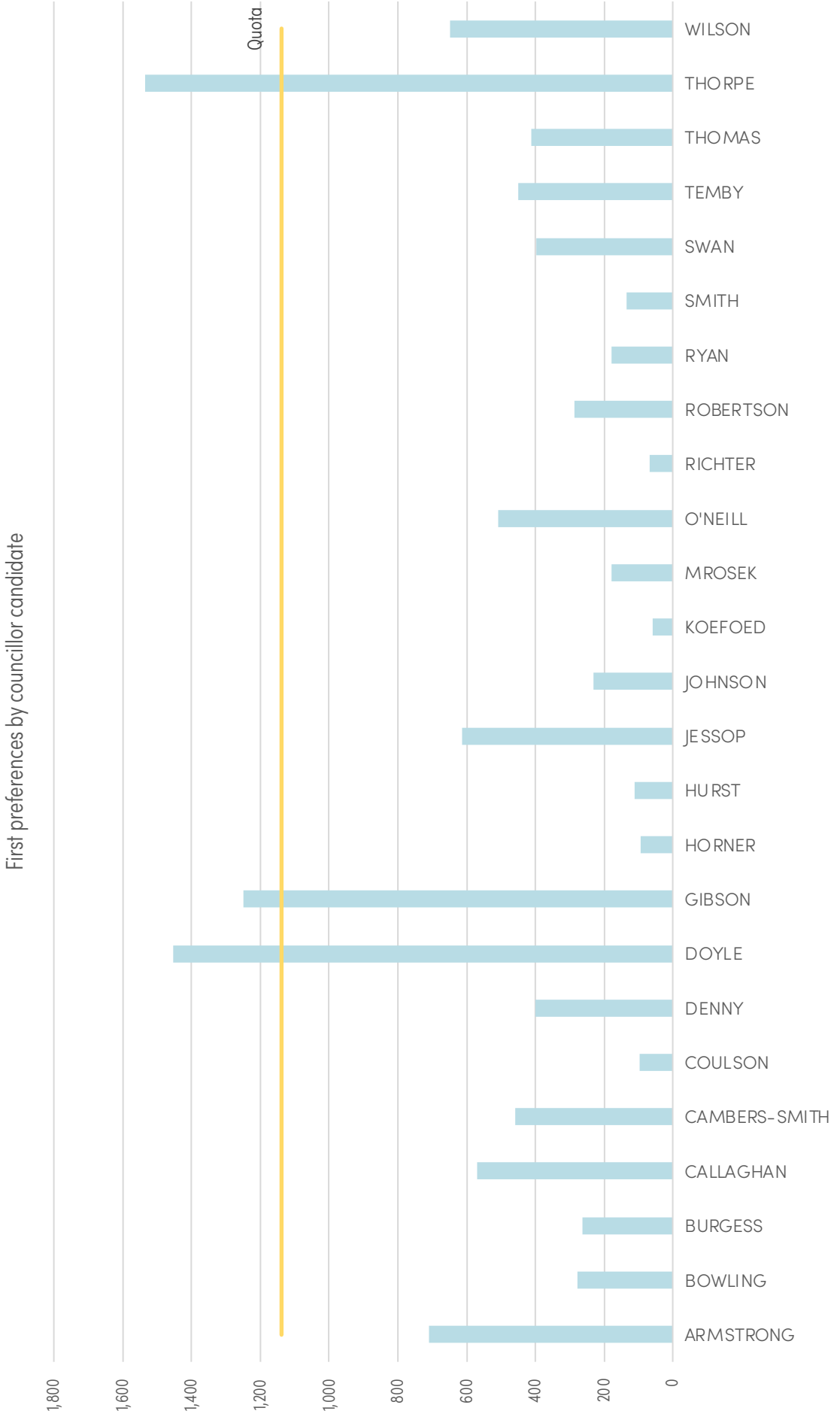
Count	ARMSTRONG	BOWLING	BURGESS	CALLAGHAN	CAMBERS -SMITH	COULSON	DENNY	DOYLE	GIBSON	HORNER	HURST	JESSOP	JOHNSON	KOEFOD	MROSEK	O'NEILL	RICHTER
1	709.00	277.00	263.00	570.00	460.00	98.00	401.00	1,453.00	1,250.00	95.00	111.00	614.00	232.00	58.00	179.00	508.00	69.00
2	50.46	28.32	17.76	18.53	25.23	5.40	13.13			12.87	6.69	21.62	13.90	4.11	11.32	26.26	7.72
	759.46	305.32	280.76	588.53	485.23	103.40	414.13	1,453.00	1,250.00	107.87	117.69	635.62	245.90	62.11	190.32	534.26	76.72
3	29.39	8.42	37.60	11.02	4.53	3.02	23.77	-314.00		3.67	2.59	30.03	5.40	0.64	1.51	59.64	5.40
	788.85	313.74	318.36	599.55	489.76	106.42	437.90	1,139.00	1,250.00	111.54	120.28	665.65	251.30	62.75	191.83	593.90	82.12
4	3.72	1.68	1.15	0.97	45.37	0.79	0.79		-111.00	1.06	1.77	4.70	2.84	0.53	17.76	4.70	0.79
	792.57	315.42	319.51	600.52	535.13	107.21	438.69	1,139.00	1,139.00	112.60	122.05	670.35	254.14	63.28	209.59	598.60	82.91
5 to 8	7.08	1.21	1.00	2.00	2.29	1.59	0.00			4.46	4.08	3.00	3.33	-63.28	7.00	4.00	1.00
	799.65	316.63	320.51	602.52	537.42	108.80	438.69	1,139.00	1,139.00	117.06	126.13	673.35	257.47	0.00	216.59	602.60	83.91
9 to 12	9.54	2.85	4.11	3.00	4.54	4.21	5.25			6.89	1.72	3.00	2.71		2.33	4.89	-83.91
	809.19	319.48	324.62	605.52	541.96	113.01	443.94	1,139.00	1,139.00	123.95	127.85	676.35	260.18		218.92	607.49	0.00
13 to 16	6.77	11.08	2.72	6.33	16.67	-113.01	13.08			9.43	3.63	3.00	1.25		7.08	3.41	
	815.96	330.56	327.34	611.85	558.63	0.00	457.02	1,139.00	1,139.00	133.38	131.48	679.35	261.43		226.00	610.90	
17 to 20	5.28	4.25	3.00	0.00	32.63		5.29			8.53	-131.48	2.00	6.00		14.74	8.00	
	821.24	334.81	330.34	611.85	591.26		462.31	1,139.00	1,139.00	141.91	0.00	681.35	267.43		240.74	618.90	
21 to 24	13.27	20.07	2.43	7.72	10.54		1.21			-141.91		8.54	3.94		3.42	9.92	
	834.51	354.88	332.77	619.57	601.80		463.52	1,139.00	1,139.00	0.00		689.89	271.37		244.16	628.82	
25 to 28	13.62	12.20	4.72	10.21	10.89		11.92					7.81	6.33		7.59	15.92	
	848.13	367.08	337.49	629.78	612.69		475.44	1,139.00	1,139.00			697.70	277.70		251.75	644.74	
29 to 32	11.46	22.31	4.80	19.23	2.00		6.51					16.00	11.94		8.77	16.75	
	859.59	389.39	342.29	649.01	614.69		481.95	1,139.00	1,139.00			713.70	289.64		260.52	661.49	
33 to 36	9.94	9.73	4.59	3.77	131.99		3.33					7.44	9.88		-260.52	14.70	
	869.53	399.12	346.88	652.78	746.68		485.28	1,139.00	1,139.00			721.14	299.52		0.00	676.19	
37 to 40	28.26	20.92	6.11	11.06	45.48		7.00					44.75	-299.52			20.60	
	897.79	420.04	352.99	663.84	792.16		492.28	1,139.00	1,139.00			765.89	0.00			696.79	
41 to 44	51.06	15.65	-352.99	14.36	11.07		33.11					31.53				36.53	
	948.85	435.69	0.00	678.20	803.23		525.39	1,139.00	1,139.00			797.42				733.32	
45 to 48	65.00	-435.69		54.60	37.56		42.50					22.96				42.25	
	1,013.85	0.00		732.80	840.79		567.89	1,139.00	1,139.00			820.38				775.57	
49 to 52	67.81			30.57	58.57		26.79					71.63				51.49	
	1,081.66			763.37	899.36		594.68	1,139.00	1,139.00			892.01				827.06	
53	80.00			50.00	13.00		35.00					48.00				143.00	
	1,161.66			813.37	912.36		629.68	1,139.00	1,139.00			940.01				970.06	
54 to 56				5.47	2.76		4.38					2.14				9.12	
	1,161.66			818.84	915.12		634.06	1,139.00	1,139.00			942.15				979.18	
57	-22.66			2.54	0.28		2.54					1.13				5.38	
	1,139.00			821.38	915.40		636.60	1,139.00	1,139.00			943.28				984.56	
58 to 62				60.94	107.63		23.48					103.59				84.77	
	1,139.00			882.32	1,023.03		660.08	1,139.00	1,139.00			1,046.87				1,069.33	
63				82.00	31.00		-594.00					54.00				144.00	
	1,139.00			964.32	1,054.03		66.08	1,139.00	1,139.00			1,100.87				1,213.33	
64 to 67				12.81	4.29		-66.08					13.63					
	1,139.00			977.13	1,058.32		0.00	1,139.00	1,139.00			1,114.50				1,213.33	
68				16.00	3.61							6.19				-74.33	
	1,139.00			993.13	1,061.93			1,139.00	1,139.00			1,120.69				1,139.00	
69				6.94	1.98							3.63					
	1,139.00			1,000.07	1,063.91			1,139.00	1,139.00			1,124.32				1,139.00	

Electors enrolled:	14,174	Declarations admitted:	12,049	Informal ballot papers:	547
Declarations returned:	12,209	Rejection rate:	1.31%	Informality rate:	4.58%
Response rate:	86.14%	Ballot paper adjustment:	116	Formal ballot papers:	11,386
Declarations rejected:	160	Total ballot papers:	11,933	Quota =	1,139

Candidates (cont.)

ROBERTSON	RYAN	SMITH	SWAN	TEMBY	THOMAS	THORPE	WILSON	Votes Exhausted	Loss (Gain) by Fraction	Total Votes	Remarks
285.00	178.00	134.00	398.00	450.00	412.00	1,534.00	648.00	0.00	0.00	11,386.00	THORPE elected 1, DOYLE elected 2, GIBSON elected 3
18.53	7.72	9.52	19.82	34.50	13.13	-395.00	28.32	0.00	0.14		THORPE's surplus distributed
303.53	185.72	143.52	417.82	484.50	425.13	1,139.00	676.32	0.00	0.14	11,386.00	
21.61	0.86	4.32	2.16	14.26	13.39		30.68	0.00	0.09		DOYLE's surplus distributed
325.14	186.58	147.84	419.98	498.76	438.52	1,139.00	707.00	0.00	0.23	11,386.00	
4.61	0.35	0.79	6.48	7.19	1.68		1.15	0.00	0.13		GIBSON's surplus distributed
329.75	186.93	148.63	426.46	505.95	440.20	1,139.00	708.15	0.00	0.36	11,386.00	
4.51	3.02	3.25	2.00	2.85	2.25		3.25	0.00	0.11		KOEFOED excluded
334.26	189.95	151.88	428.46	508.80	442.45	1,139.00	711.40	0.00	0.47	11,386.00	
4.46	0.51	2.66	6.29	8.40	1.89		4.43	0.00	0.23		RICHTER excluded
338.72	190.46	154.54	434.75	517.20	444.34	1,139.00	715.83	0.00	0.70	11,386.00	
4.46	0.94	2.25	4.51	8.51	2.77		5.00	0.00	0.12		COULSON excluded
343.18	191.40	156.79	439.26	525.71	447.11	1,139.00	720.83	0.00	0.82	11,386.00	
5.94	2.00	4.23	2.25	19.19	2.08		5.46	0.51	0.10		HURST excluded
349.12	193.40	161.02	441.51	544.90	449.19	1,139.00	726.29	0.51	0.92	11,386.00	
18.05	0.25	0.59	3.85	25.26	9.43		2.51	0.76	0.15		HORNER excluded
367.17	193.65	161.61	445.36	570.16	458.62	1,139.00	728.80	1.27	1.07	11,386.00	
4.77	12.25	-161.61	6.19	10.80	7.25		18.25	0.77	0.12		SMITH excluded
371.94	205.90	0.00	451.55	580.96	465.87	1,139.00	747.05	2.04	1.19	11,386.00	
19.02	-205.90		11.77	12.02	28.25		13.72	1.25	0.10		RYAN excluded
390.96	0.00		463.32	592.98	494.12	1,139.00	760.77	3.29	1.29	11,386.00	
20.70			11.01	18.93	6.10		0.08	8.21	0.12		MROSEK excluded
411.66			474.33	611.91	500.22	1,139.00	760.85	11.50	1.41	11,386.00	
19.83			27.77	40.96	4.49		13.10	9.05	0.14		JOHNSON excluded
431.49			502.10	652.87	504.71	1,139.00	773.95	20.55	1.55	11,386.00	
40.12			13.17	15.48	30.14		56.31	4.37	0.09		BURGESS excluded
471.61			515.27	668.35	534.85	1,139.00	830.26	24.92	1.64	11,386.00	
34.17			21.43	38.09	16.61		32.07	28.40	0.05		BOWLING excluded
505.78			536.70	706.44	551.46	1,139.00	862.33	53.32	1.69	11,386.00	
-505.78			48.89	64.84	22.65		28.13	34.35	0.06		ROBERTSON excluded
0.00			585.59	771.28	574.11	1,139.00	890.46	87.67	1.75	11,386.00	
			31.00	22.00	-533.00		94.00	17.00	0.00		THOMAS part excluded
			616.59	793.28	41.11	1,139.00	984.46	104.67	1.75	11,386.00	ARMSTRONG elected 4
			1.92	4.60	-41.11		5.17	5.60	(0.05)		THOMAS excluded
			618.51	797.88	0.00	1,139.00	989.63	110.27	1.70	11,386.00	
			0.84	1.98			3.96	3.96	0.05		ARMSTRONG's surplus distributed
			619.35	799.86		1,139.00	993.59	114.23	1.75	11,386.00	
			-619.35	118.90			70.47	49.64	(0.07)		SWAN excluded
			0.00	918.76		1,139.00	1,064.06	163.87	1.68	11,386.00	
				71.00			112.00	100.00	0.00		DENNY part excluded
				989.76		1,139.00	1,176.06	263.87	1.68	11,386.00	O'NEILL elected 5, WILSON elected 6
				9.35				26.06	(0.06)		DENNY excluded
				999.11		1,139.00	1,176.06	289.93	1.62	11,386.00	
				16.51				32.00	0.02		O'NEILL's surplus distributed
				1,015.62		1,139.00	1,176.06	321.93	1.64	11,386.00	
				6.28				18.19	0.04		WILSON's surplus distributed
				1,021.90		1,139.00	1,139.00	340.12	1.68	11,386.00	JESSOP elected 7, CAMBERS-SMITH elected 8, TEMBY elected 9

Huon Valley Council – Councillor election – first preferences



Huon Valley Council – Mayor election

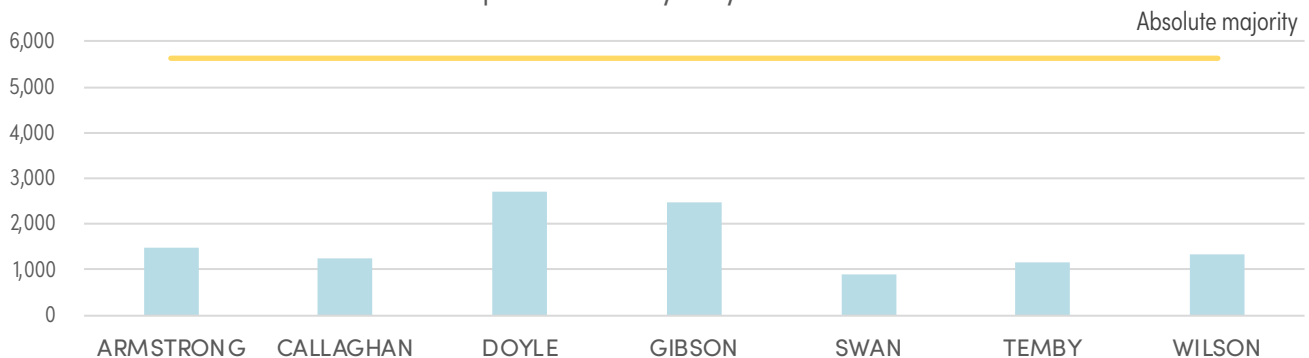
Polling closed: 2pm Tuesday 25 October 2022

Returning officer: Graeme Ingram

Electors enrolled:	14,174	Ballot paper adjustment:	37
Declarations returned:	12,209	Total ballot papers:	12,012
Response rate:	86.14%	Informal ballot papers:	734
Declarations rejected:	160	Informality rate:	6.11%
Declarations admitted:	12,049	Formal ballot papers:	11,278

		Candidates							Exhausted votes	Formal votes	Absolute majority	Remarks
		ARMSTRONG Debbie	CALLAGHAN Marshall	DOYLE Sally	GIBSON Paul	SWAN Geoffrey	TEMBY Cathy	WILSON Mike				
Count 1	First preferences	1,487	1,250	2,698	2,465	888	1,168	1,322		11,278	5,640	
Count 2	Votes transferred	137	109	82	196	-888	161	90	113			SWAN excluded
	Total votes	1,624	1,359	2,780	2,661	0	1,329	1,412	113	11,278	5,583	
Count 3	Votes transferred	264	142	230	382		-1,329	97	214			TEMBY excluded
	Total votes	1,888	1,501	3,010	3,043		0	1,509	327	11,278	5,476	
Count 4	Votes transferred	393	-1,501	341	227			289	251			CALLAGHAN excluded
	Total votes	2,281	0	3,351	3,270			1,798	578	11,278	5,351	
Count 5	Votes transferred	545		667	264			-1,798	322			WILSON excluded
	Total votes	2,826		4,018	3,534			0	900	11,278	5,190	
Count 6	Votes transferred	-2,826		1,553	890				383			ARMSTRONG excluded
	Total votes	0		5,571	4,424				1,283	11,278	4,998	DOYLE elected
	Percentage			55.74%	44.26%							

First preferences by mayor candidate



Huon Valley Council – Deputy Mayor election

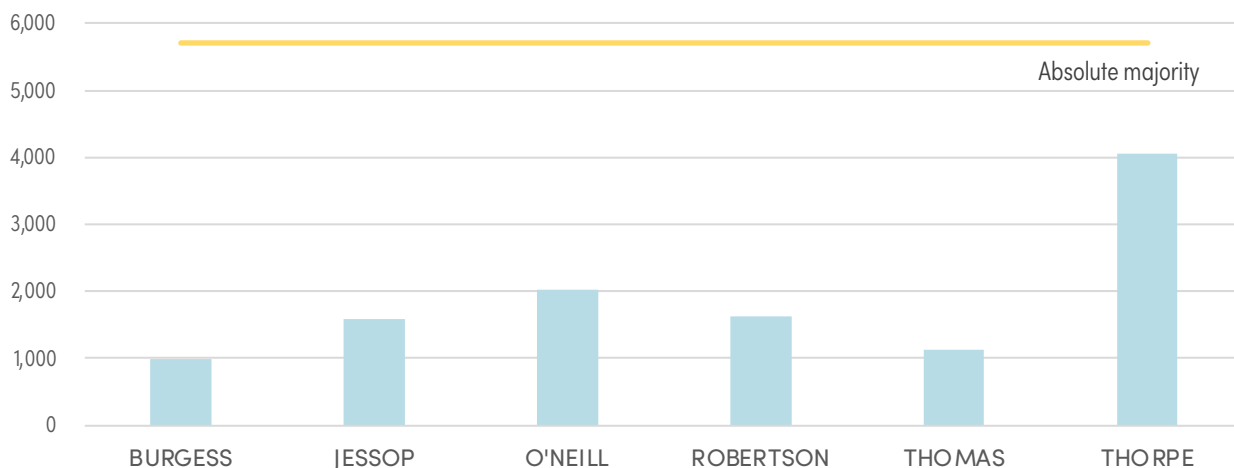
Polling closed: 2pm Tuesday 25 October 2022

Returning officer: Graeme Ingram

Electors enrolled:	14,174	Ballot paper adjustment:	39
Declarations returned:	12,209	Total ballot papers:	12,010
Response rate:	86.14%	Informal ballot papers:	602
Declarations rejected:	160	Informality rate:	5.01%
Declarations admitted:	12,049	Formal ballot papers:	11,408

		Candidates						Exhausted votes	Formal votes	Absolute majority	Remarks
		BURGESS Andrew	JESSOP Mark	O'NEILL David	ROBERTSON Amy	THOMAS Malcolm	THORPE Toby				
Count 1	First preferences	998	1,577	2,032	1,622	1,121	4,058		11,408	5,705	
Count 2	Votes transferred	-998	121	211	134	106	242	184			BURGESS excluded
	Total votes	0	1,698	2,243	1,756	1,227	4,300	184	11,408	5,613	
Count 3	Votes transferred		150	405	205	-1,227	267	200			THOMAS excluded
	Total votes		1,848	2,648	1,961	0	4,567	384	11,408	5,513	
Count 4	Votes transferred		-1,848	494	494		567	293			JESSOP excluded
	Total votes		0	3,142	2,455		5,134	677	11,408	5,366	
Count 5	Votes transferred			1,049	-2,455		1,001	405			ROBERTSON excluded
	Total votes			4,191	0		6,135	1,082	11,408	5,164	THORPE elected
	Percentage			40.59%			59.41%				

First preferences by deputy mayor candidate



Huon Valley Council - recount results

Recount due to Councillor Mike Wilson's ineligibility to remain a councillor

Recount conducted 28 June 2021

		Candidates												Remarks
		ATKINS Talan	BLIGH Allison	BURGESS Andrew	CLARK Sue	ROBERTSON Amy	SANDERSON Tim	THOMAS Malcolm	WATERHOUSE Andy	Exhausted Votes	Lost by fraction	Total Votes	Absolute majority	
Counts 1-5	Total	10.69	20.33	228.10	330.82	70.73	17.19	74.03	47.95	1.17	-0.01	801.00	399.92	Distribution of WILSON
Counts 6-9	Votes transferred	-10.69	0.58	2.00	3.53	1.58	0.00	0.72	1.67	0.58	0.03			ATKINS excluded
	Progress total	0.00	20.91	230.10	334.35	72.31	17.19	74.75	49.62	1.75	0.02	801.00	399.63	
Counts 10-12	Votes transferred		2.00	5.00	2.00	0.53	-17.19	2.58	4.07	1.00	0.01			SANDERSON excluded
	Progress total		22.91	235.10	336.35	72.84	0.00	77.33	53.69	2.75	0.03	801.00	399.13	
Counts 13-16	Votes transferred		-22.91	9.20	5.11	5.00		0.00	1.58	2.00	0.02			BLIGH excluded
	Progress total		0.00	244.30	341.46	77.84		77.33	55.27	4.75	0.05	801.00	398.13	
Counts 17-21	Votes transferred			19.07	15.79	8.70		7.53	-55.27	4.17	0.01			WATERHOUSE excluded
	Progress total			263.37	357.25	86.54		84.86	0.00	8.92	0.06	801.00	396.05	
Counts 22-25	Votes transferred			28.85	45.02	6.00		-84.86		5.00	-0.01			THOMAS excluded
	Progress total			292.22	402.27	92.54		0.00		13.92	0.05	801.00	393.55	CLARK elected