



# King Island Council

## 2022 ELECTION REPORT

### Contents

- Local Government Elections in Tasmania
- Report on the 2022 King Island Council Elections
- List of Councillors following the 2022 elections
- Councillor results
- Mayor and Deputy Mayor results
- Recount results
- By-election results



# Local government elections in Tasmania

This booklet provides election details for the 2022 King Island Council election, which was conducted in accordance with the *Local Government Act 1993*.

This booklet also contains details of any casual vacancies or elector polls that were conducted between the 2018 and 2022 council elections.

Statewide election results are published on the TEC website [www.tec.tas.gov.au](http://www.tec.tas.gov.au).

## 2022 Election timetable

Notice of election published	Saturday 3 September
Nominations opened	Monday 5 September
Electoral rolls closed	Thursday 8 September
Nominations closed	Monday 19 September
Nominations announced	Tuesday 20 September
Ballot material received by electors	3–7 October
Polling period	3–25 October
Close of poll	2pm Tuesday 25 October

## Councillor casual vacancies

Councillor casual vacancies are filled by recount. Only unelected candidates from the relevant election may contest a recount. If there are no unelected candidates able to contest the recount, or the casual vacancy is also for the mayoral position, a by-election is held. A candidate elected at a recount or by-election serves until the next council election.

No casual vacancies are filled within 6 months of the next ordinary election, unless the vacancy results in the council unable to have a quorum.

## Elector polls

A council may hold an elector poll on any issue it determines. A council may also be required to hold an elector poll following petitions from electors in accordance with Part 6 of the Act. A council is not bound by the result of an elector poll.

## Electoral system

Elections for councillor positions are conducted using a system modelled on the Hare-Clark method of proportional representation used in Tasmanian House of Assembly elections.

Mayoral and deputy mayoral elections use a preferential system similar to that used for Tasmanian Legislative Council and federal House of Representatives elections.

Voting in Tasmanian local government elections is compulsory.

# Report on the 2022 King Island Council elections

Elections were held for the positions of Mayor, Deputy Mayor and 9 Councillors, all for 4 year terms.

1,179 King Island electors were enrolled for the 2022 elections, comprising 1,088 (92.28%) from the State House of Assembly roll and 91 (7.72%) from the General Manager's roll. 88.97% of King Island Council electors returned their ballot papers in comparison with 84.79% statewide.

## King Island Councillors

Councillors are listed in order of their election.

### Prior to the 2022 election

#### Mayor

*Position vacant*

#### Deputy Mayor

PHILBEY, Vernon

#### Councillors

*Position vacant*

GREEN, Gina

CLEMONS, Thor

McFIE, Duncan

LAIDLER, Sarina

ALLAN, Ian

PHILBEY, Vernon\*\*

COOKE, Ira\*

BOWDEN, David\*

\*elected by recount

\*\*elected by by-election

### Following the 2022 election

#### Mayor

BLACKIE, Marcus

#### Deputy Mayor

PHILBEY, Vernon

#### Councillors

ALLAN, Ian

BLACKIE, Marcus

BOWDEN, David

COOKE, Ira

GREEN, Gina

LAIDLER, Sarina

McFIE, Duncan

PHILBEY, Vernon

HELY, Anna

## Recounts between the 2018 and 2022 elections

A recount was conducted on 27 April 2020, to fill a vacancy for councillor on the King Island Council following the resignation of Deputy Mayor Luke Agati on 14 April 2020. Two eligible candidates nominated to contest the recount.

A recount was conducted on 13 December 2021, to fill a vacancy for councillor on the King Island Council following the resignation of Deputy Mayor Jim Cooper on 3 December 2021. One eligible candidate nominated to contest the recount.

An abstract of these counts is at the back of this report.

## Other vacancies between the 2018 and 2022 elections

By-elections were completed on 9 April 2019 to fill vacancies for mayor and one councillor, following the resignation of Mayor David Munday on 20 February 2019.

# The candidates

## King Island Council

enrolment 1,179

### Councillor

9 Councillors - 8 candidates elected unopposed

ALLAN, Ian	Currie
BLACKIE, Marcus	Loorana
BOWDEN, David	Currie
COOKE, Ira	Currie
GREEN, Gina	Currie
LAIDLER, Sarina	Naracoopa
McFIE, Duncan	Currie
PHILBEY, Vernon	Currie

### Councillor

1 Councillor - 4 candidates

HELY, Anna	Loorana
HOLLANDER, Stefan	Pegarah
NOBLE, Philip	Currie
PRETORIUS, Caelan	Loorana

### Mayor

2 candidates

ALLAN, Ian	Currie
BLACKIE, Marcus	Loorana

### Deputy Mayor

3 candidates

LAIDLER, Sarina	Naracoopa
McFIE, Duncan	Currie
PHILBEY, Vernon	Currie

# King Island Council - 2022 Councillor vacancy election

Polling closed: 2pm Tuesday 25 October 2022

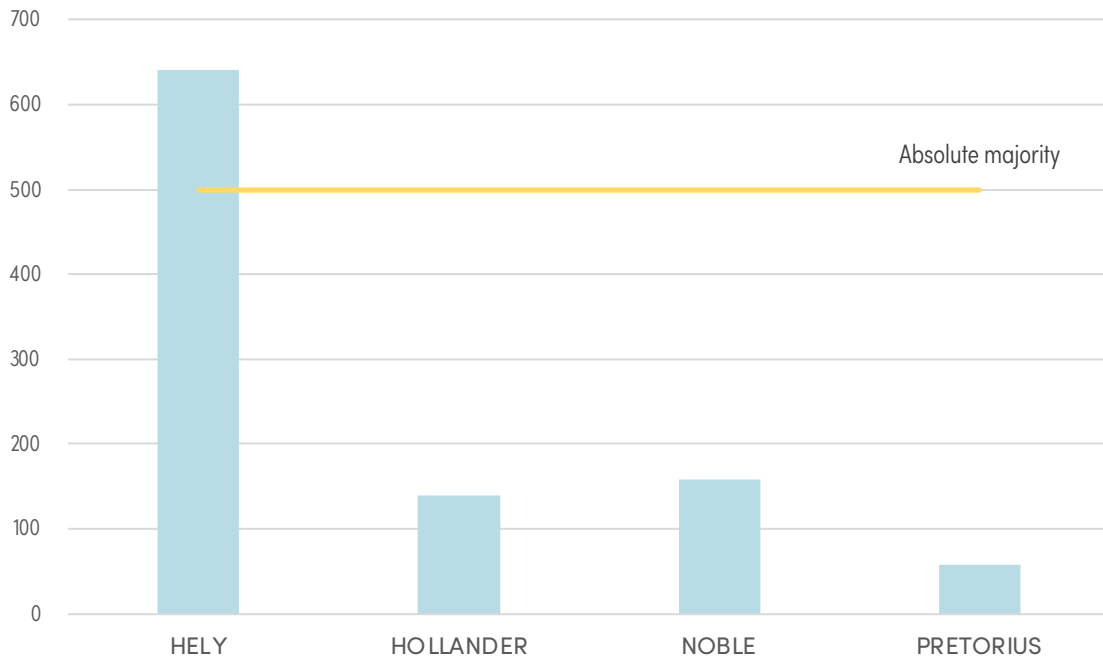
Returning officer: Jenny Hart

Number to be elected: 1

Electors enrolled:	1,179	Rejection rate:	2.76%
Declarations returned:	1,049	Ballot paper adjustment:	9
Response rate:	88.97%	Total ballot papers:	1,011
Declarations rejected:	29	Informal ballot papers:	15
Declarations admitted:	1,020	Informality rate:	1.48%
		Formal ballot papers:	996

		Candidates				Exhausted votes	Formal votes	Absolute majority	Remarks
		HELY Anna	HOLLANDER Stefan	NOBLE Philip	PRETORIUS Caelan				
Count 1	First preferences	641	140	158	57	n/a	996	499	HELY elected
	Percentage	64.36%	14.06%	15.86%	5.72%				

First preferences by councillor vacancy candidate



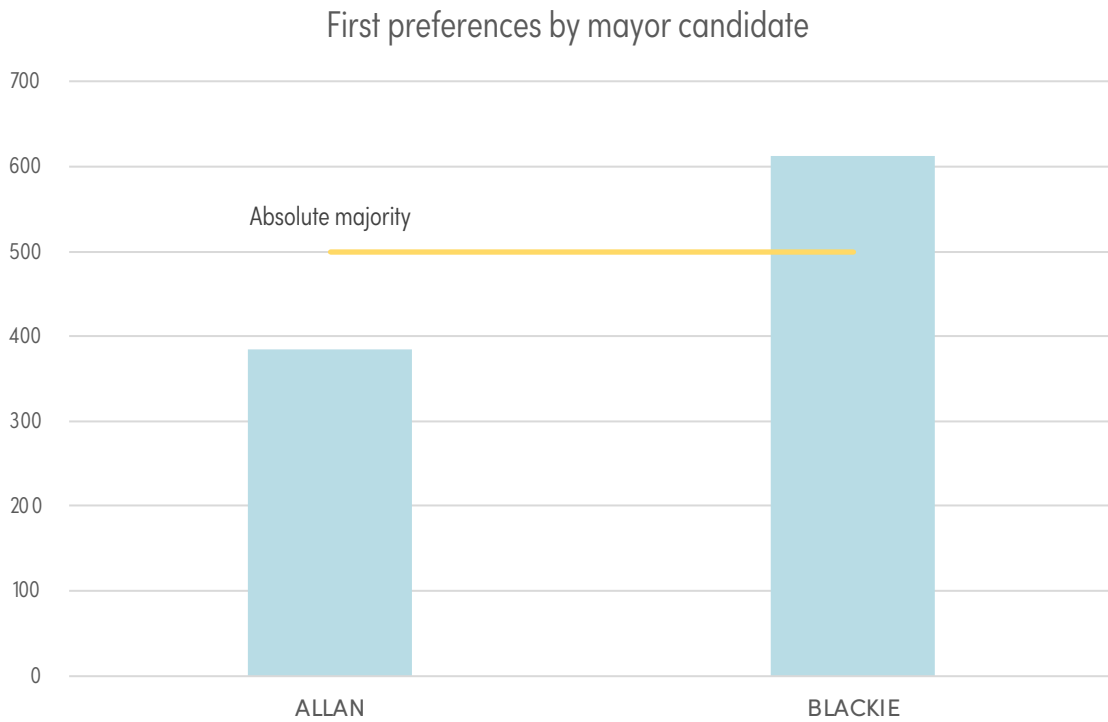
# King Island Council – Mayor election

Polling closed: 2pm Tuesday 25 October 2022

Returning officer: Jenny Hart

Electors enrolled:	1,179	Ballot paper adjustment:	1
Declarations returned:	1,049	Total ballot papers:	1,019
Response rate:	88.97%	Informal ballot papers:	23
Declarations rejected:	29	Informality rate:	2.26%
Declarations admitted:	1,020	Formal ballot papers:	996

		Candidates		Exhausted votes	Formal votes	Absolute majority	Remarks
		ALLAN Ian	BLACKIE Marcus				
Count 1	First preferences	384	612	n/a	996	499	BLACKIE elected
	Percentage	38.55%	61.45%				



# King Island Council – Deputy Mayor election

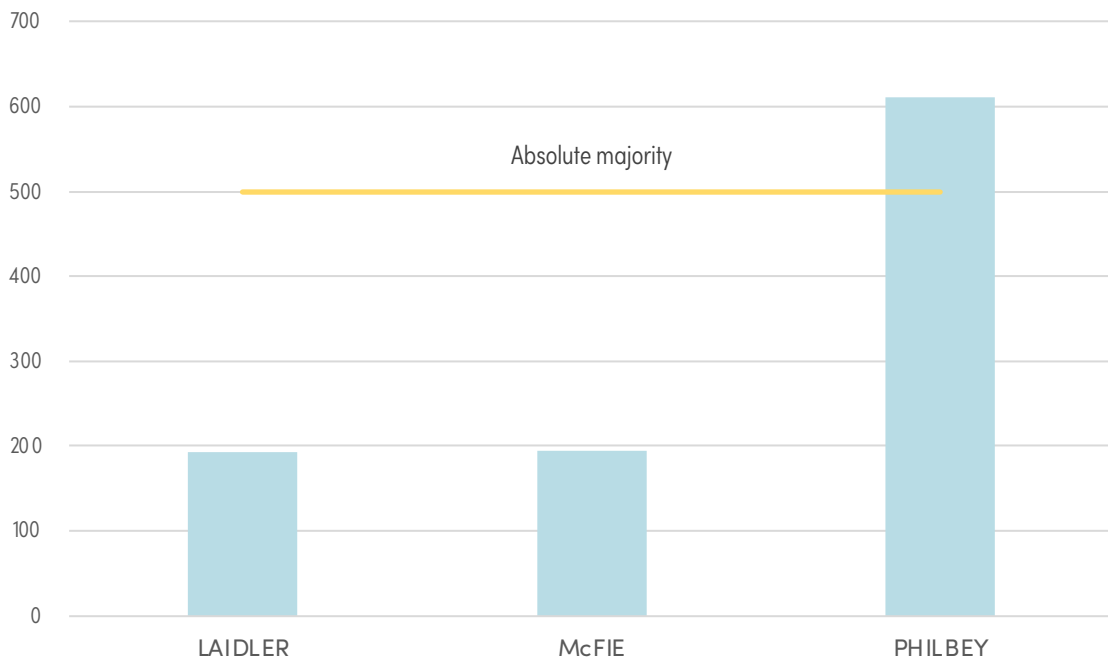
Polling closed: 2pm Tuesday 25 October 2022

Returning officer: Jenny Hart

Electors enrolled:	1,179	Ballot paper adjustment:	1
Declarations returned:	1,049	Total ballot papers:	1,019
Response rate:	88.97%	Informal ballot papers:	21
Declarations rejected:	29	Informality rate:	2.06%
Declarations admitted:	1,020	Formal ballot papers:	998

		Candidates			Exhausted votes	Formal votes	Absolute majority	Remarks
		LAILLER Sarina	McFIE Duncan	PHILBEY Vernon				
Count 1	First preferences	193	194	611		998	500	PHILBEY elected
	Percentage	19.34%	19.44%	61.22%				

First preferences by deputy mayor candidate





# King Island Council – Councillor recount results

## Recount due to resignation of Deputy Mayor and Councillor Luke Agati

Recount conducted 27 April 2020

		Candidates		Exhausted Votes	Lost by fraction	Total Votes	Absolute majority	Remarks
		<b>BOWDEN David</b>	<b>COOKE Ira</b>					
Counts 1-2	Total	38.96	53.26	4.76	0.02	<b>97.00</b>	46.13	Distribution of AGATI, <b>COOKE elected</b>

## Recount due to resignation of Deputy Mayor Jim Cooper

Recount conducted 13 December 2021

**BOWDEN, David elected unopposed as councillor.**

# King Island Council - By-election results

## Mayor

By-election due to resignation of Mayor David Munday

Conducted 9 April 2019

**No ballot required. ARNOLD, Julie elected unopposed.**

## Councillor

Polling closed: 10am Tuesday 9 April 2019

Returning officer: Sarah Mathews

Electors enrolled:	1,186	Ballot paper adjustment:	0
Declarations returned:	890	Total ballot papers:	883
Response rate:	75.04%	Informal ballot papers:	2
Declarations rejected:	7	Informality rate:	0.23%
Declarations admitted:	883	Formal ballot papers:	881

		Candidates					Exhausted Votes	Total Votes	Absolute majority	Remarks
		BOWDEN David	CHIVERS Megan	GHAZARIAN Nubar	LEWIS Paula	PHILBEY Vernon				
Count 1	Total	33	144	71	212	421	0	<b>881</b>	441	First preferences
Count 2	Votes transferred	- 33	4	8	4	16	1			BOWDEN excluded
	Progressive total	0	148	79	216	437	1	<b>881</b>	441	
Count 3	Votes transferred		24	- 79	30	22	3			GHAZARIAN excluded
	Progressive total		172	0	246	459	4	<b>881</b>	439	PHILBEY elected

