

Kingborough Council

2022 ELECTION REPORT

Contents

- Local Government Elections in Tasmania
- Report on the 2022 Kingborough Council Elections
- List of Councillors following the 2022 elections
- Councillor results
- Mayor and Deputy Mayor results
- Recount results
- By-election results

Local government elections in Tasmania

This booklet provides election details for the 2022 Kingborough Council election, which was conducted in accordance with the *Local Government Act 1993*.

This booklet also contains details of any casual vacancies or elector polls that were conducted between the 2018 and 2022 council elections.

Statewide election results are published on the TEC website www.tec.tas.gov.au.

2022 Election timetable

Notice of election published	Saturday 3 September
Nominations opened	Monday 5 September
Electoral rolls closed	Thursday 8 September
Nominations closed	Monday 19 September
Nominations announced	Tuesday 20 September
Ballot material received by electors	3–7 October
Polling period	3–25 October
Close of poll	2pm Tuesday 25 October

Councillor casual vacancies

Councillor casual vacancies are filled by recount. Only unelected candidates from the relevant election may contest a recount. If there are no unelected candidates able to contest the recount, or the casual vacancy is also for the mayoral position, a by-election is held. A candidate elected at a recount or by-election serves until the next council election.

No casual vacancies are filled within 6 months of the next ordinary election, unless the vacancy results in the council unable to have a quorum.

Elector polls

A council may hold an elector poll on any issue it determines. A council may also be required to hold an elector poll following petitions from electors in accordance with Part 6 of the Act. A council is not bound by the result of an elector poll.

Electoral system

Elections for councillor positions are conducted using a system modelled on the Hare-Clark method of proportional representation used in Tasmanian House of Assembly elections.

Mayoral and deputy mayoral elections use a preferential system similar to that used for Tasmanian Legislative Council and federal House of Representatives elections.

Voting in Tasmanian local government elections is compulsory.

Report on the 2022 Kingborough Council elections

Elections were held for the positions of Mayor, Deputy Mayor and 10 Councillors, all for 4 year terms.

28,631 Kingborough electors were enrolled for the 2022 elections, comprising 28,461 (99.41%) from the State House of Assembly roll and 170 (0.59%) from the General Manager's roll.

86.32% of Kingborough Council electors returned their ballot papers in comparison with 84.79% statewide.

Kingborough Councillors

Councillors are listed in order of their election.

Prior to the 2022 election

Mayor

WRIEDT, Paula**

Deputy Mayor

WESTWOOD, Jo

Councillors

WASS, Steve

WESTWOOD, Jo

WRIEDT, Paula

MIDGLEY, Amanda

BASTONE, Sue

FOX, Flora

GRACE, David

STREET, Christian

CORDOVER, Gideon*

GLADE-WRIGHT, Clare**

*elected by recount

**elected by by-election

Following the 2022 election

Mayor

WRIEDT, Paula

Deputy Mayor

GLADE-WRIGHT, Clare

Councillors

WRIEDT, Paula

ANTOLLI, Aldo

RICHARDSON, Mark

GLADE-WRIGHT, Clare

DEANE, Kaspar

CORDOVER, Gideon

STREET, Christian

MIDGLEY, Amanda

FOX, Flora

BAIN, David

Recounts between the 2018 and 2022 elections

A recount was conducted on 26 August 2019, to fill a vacancy for councillor (alderman) on the Kingborough Council following the resignation of Councillor Richard Atkinson on 13 August 2019. Six unelected candidates from the 2018 Kingborough Council election contested the recount.

An abstract of the count is at the back of this report.

Other vacancies between the 2018 and 2022 elections

By-elections were completed on 21 July 2021 to fill vacancies for mayor and one councillor, following the election of Dean Winter (former Kingborough Mayor) to Parliament.

The candidates

Kingborough Council

enrolment 28,631

Councillor	10 Councillors - 16 candidates
ANTOLLI, Aldo	Kingston Beach
BAIN, David	Kingston
CARTER, Di	Howden
CORDOVER, Gideon	Allens Rivulet
DEANE, Kaspar	Taroona
FOX, Flora	Howden
GLADE-WRIGHT, Clare	Blackmans Bay
HICKIE, Jill	Taroona
JENSEN, Alex	Kingston
LUCAS, Kate	Coningham
McQUILLAN, David	Kingston
MIDGLEY, Amanda	Howden
RICHARDSON, Mark	Margate
ROWAN, Michael	Birchs Bay
STREET, Christian	Kingston
WRIEDT, Paula	Kingston
Mayor	2 candidates
RICHARDSON, Mark	Margate
WRIEDT, Paula	Kingston
Deputy Mayor	6 candidates
ANTOLLI, Aldo	Kingston Beach
CORDOVER, Gideon	Allens Rivulet
DEANE, Kaspar	Taroona
FOX, Flora	Howden
GLADE-WRIGHT, Clare	Blackmans Bay
STREET, Christian	Kingston

Kingborough Council – 2022 Councillor election

Polling closed: 2pm Tuesday 25 October 2022

Returning officer: Graeme Ingram

Number to be elected: 10

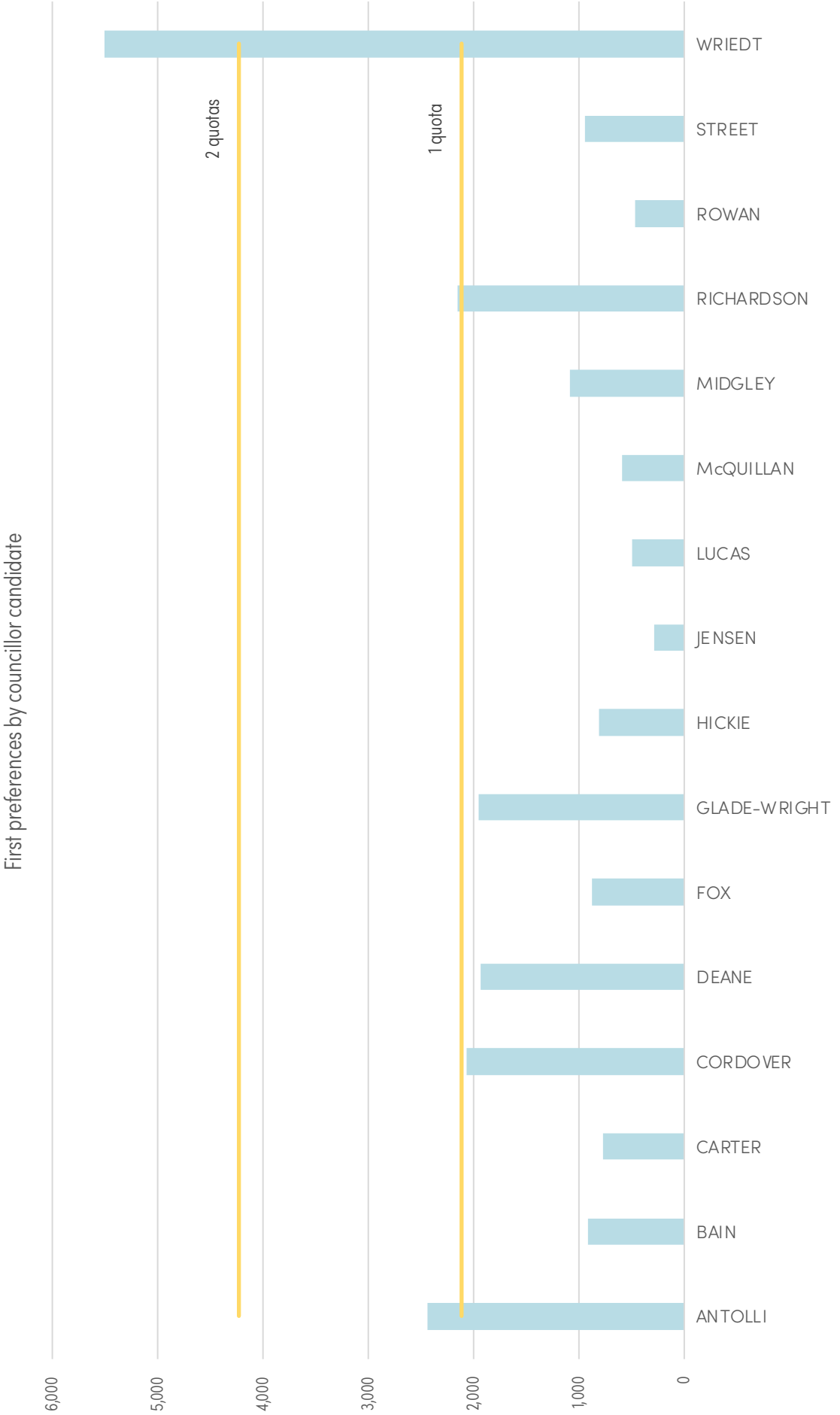
Count	Candidates										
	ANTOLLI	BAIN	CARTER	CORDOVER	DEANE	FOX	GLADE-WRIGHT	HICKIE	JENSEN	LUCAS	McQUILLAN
1	2,438.00	911.00	767.00	2,063.00	1,936.00	877.00	1,946.00	803.00	279.00	493.00	592.00
2		211.85	133.02	341.17	539.48	409.53	655.87	126.24	60.96	86.83	115.77
	2,438.00	1,122.85	900.02	2,404.17	2,475.48	1,286.53	2,601.87	929.24	339.96	579.83	707.77
3	-324.00	60.33	14.08			22.45		10.49	28.70	15.81	38.53
	2,114.00	1,183.18	914.10	2,404.17	2,475.48	1,308.98	2,601.87	939.73	368.66	595.64	746.30
4		6.29	1.88			3.17		1.92	3.06	2.37	4.39
	2,114.00	1,189.47	915.98	2,404.17	2,475.48	1,312.15	2,601.87	941.65	371.72	598.01	750.69
5		53.13	53.59			74.66	-487.87	50.84	18.32	25.19	41.22
	2,114.00	1,242.60	969.57	2,404.17	2,475.48	1,386.81	2,114.00	992.49	390.04	623.20	791.91
6		59.83	19.80		-361.48	46.62		29.29	23.52	14.85	39.20
	2,114.00	1,302.43	989.37	2,404.17	2,114.00	1,433.43	2,114.00	1,021.78	413.56	638.05	831.11
7		26.71	25.14	-290.17		61.80		24.61	8.90	12.57	19.90
	2,114.00	1,329.14	1,014.51	2,114.00	2,114.00	1,495.23	2,114.00	1,046.39	422.46	650.62	851.01
8 to 14		65.06	22.08			29.22		24.31	-422.46	40.99	83.46
	2,114.00	1,394.20	1,036.59	2,114.00	2,114.00	1,524.45	2,114.00	1,070.70	0.00	691.61	934.47
15 to 21		63.20	75.63			67.72		81.29		72.82	57.09
	2,114.00	1,457.40	1,112.22	2,114.00	2,114.00	1,592.17	2,114.00	1,151.99		764.43	991.56
22 to 28		69.04	98.25			112.94		90.35		-764.43	84.20
	2,114.00	1,526.44	1,210.47	2,114.00	2,114.00	1,705.11	2,114.00	1,242.34		0.00	1,075.76
29		200.00	80.00			63.00		61.00			-745.00
	2,114.00	1,726.44	1,290.47	2,114.00	2,114.00	1,768.11	2,114.00	1,303.34			330.76
30 to 35		103.61	42.82			35.20		33.57			-330.76
	2,114.00	1,830.05	1,333.29	2,114.00	2,114.00	1,803.31	2,114.00	1,336.91			0.00
36		20.99	6.59			10.19		14.39			
	2,114.00	1,851.04	1,339.88	2,114.00	2,114.00	1,813.50	2,114.00	1,351.30			
37 to 38		137.79	-1,174.43			247.26		399.10			
	2,114.00	1,988.83	165.45	2,114.00	2,114.00	2,060.76	2,114.00	1,750.40			
39 to 44		43.24	-165.45			36.98		58.37			
	2,114.00	2,032.07	0.00	2,114.00	2,114.00	2,097.74	2,114.00	1,808.77			
45		4.22				2.27		10.08			
	2,114.00	2,036.29		2,114.00	2,114.00	2,100.01	2,114.00	1,818.85			

Electors enrolled:	28,631	Declarations admitted:	24,408	Informal ballot papers:	824
Declarations returned:	24,714	Rejection rate:	1.24%	Informality rate:	3.42%
Response rate:	86.32%	Ballot paper adjustment:	340	Formal ballot papers:	23,244
Declarations rejected:	306	Total ballot papers:	24,068	Quota =	2,114

Candidates (cont.)

MIDGLEY	RICHARDSON	ROWAN	STREET	WRIEDT	Votes Exhausted	Loss (Gain) by Fraction	Total Votes	Remarks
1,079.00	2,155.00	461.00	941.00	5,503.00	0.00	0.00	23,244.00	WRIEDT elected 1, ANTOLLI elected 2, RICHARDSON elected 3
134.25		73.28	500.68	-3,389.00	0.00	0.07		WRIEDT's surplus distributed
1,213.25	2,155.00	534.28	1,441.68	2,114.00	0.00	0.07	23,244.00	GLADE-WRIGHT elected 4, DEANE elected 5, CORDOVER elected 6
13.15		12.35	107.37		0.66	0.08		ANTOLLI's surplus distributed
1,226.40	2,155.00	546.63	1,549.05	2,114.00	0.66	0.15	23,244.00	
2.28	-41.00	2.37	12.93		0.28	0.06		RICHARDSON's surplus distributed
1,228.68	2,114.00	549.00	1,561.98	2,114.00	0.94	0.21	23,244.00	
57.26		14.20	90.70		8.70	0.06		GLADE-WRIGHT's surplus distributed
1,285.94	2,114.00	563.20	1,652.68	2,114.00	9.64	0.27	23,244.00	
34.66		10.31	78.81		4.53	0.06		DEANE's surplus distributed
1,320.60	2,114.00	573.51	1,731.49	2,114.00	14.17	0.33	23,244.00	
61.28		7.85	36.14		5.23	0.04		CORDOVER's surplus distributed
1,381.88	2,114.00	581.36	1,767.63	2,114.00	19.40	0.37	23,244.00	
36.44		29.21	80.84		10.59	0.26		JENSEN excluded
1,418.32	2,114.00	610.57	1,848.47	2,114.00	29.99	0.63	23,244.00	
86.91		-610.57	88.13		17.58	0.20		ROWAN excluded
1,505.23	2,114.00	0.00	1,936.60	2,114.00	47.57	0.83	23,244.00	
143.94			120.17		45.43	0.11		LUCAS excluded
1,649.17	2,114.00		2,056.77	2,114.00	93.00	0.94	23,244.00	
150.00			143.00		48.00	0.00		McQUILLAN part excluded
1,799.17	2,114.00		2,199.77	2,114.00	141.00	0.94	23,244.00	STREET elected 7
49.77					65.77	0.02		McQUILLAN excluded
1,848.94	2,114.00		2,199.77	2,114.00	206.77	0.96	23,244.00	
6.59			-85.77		26.99	0.03		STREET's surplus distributed
1,855.53	2,114.00		2,114.00	2,114.00	233.76	0.99	23,244.00	
280.26					110.01	0.01		CARTER part excluded
2,135.79	2,114.00		2,114.00	2,114.00	343.77	1.00	23,244.00	MIDGLEY elected 8
					26.85	0.01		CARTER excluded
2,135.79	2,114.00		2,114.00	2,114.00	370.62	1.01	23,244.00	
-21.79					5.20	0.02		MIDGLEY's surplus distributed
2,114.00	2,114.00		2,114.00	2,114.00	375.82	1.03	23,244.00	FOX elected 9, BAIN elected 10

Kingborough Council – Councillor election – first preferences



Kingborough Council – Mayor election

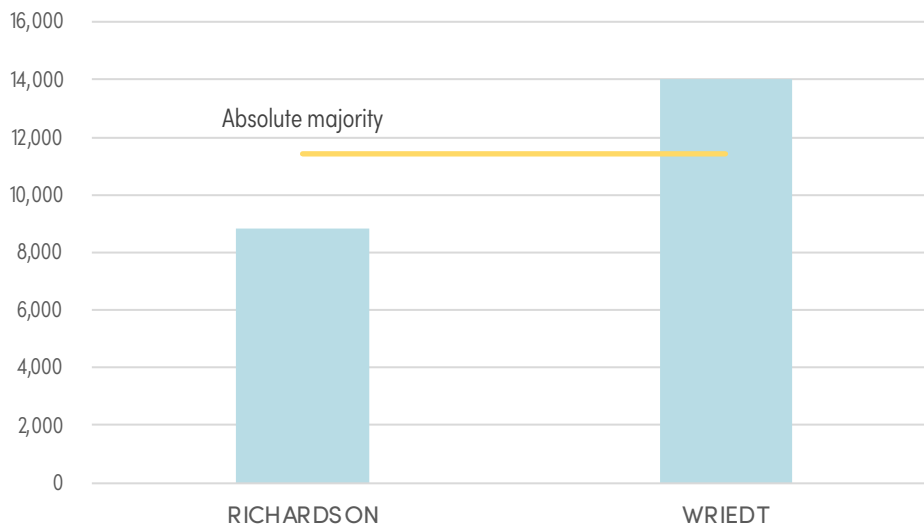
Polling closed: 2pm Tuesday 25 October 2022

Returning officer: Graeme Ingram

Electors enrolled:	28,631	Ballot paper adjustment:	58
Declarations returned:	24,714	Total ballot papers:	24,350
Response rate:	86.32%	Informal ballot papers:	1,478
Declarations rejected:	306	Informality rate:	6.07%
Declarations admitted:	24,408	Formal ballot papers:	22,872

		Candidates		Exhausted votes	Formal votes	Absolute majority	Remarks
		RICHARDSON Mark	WRIEDT Paula				
Count 1	First preferences	8,830	14,042	n/a	22,872	11,437	WRIEDT elected
	Percentage	38.61%	61.39%				

First preferences by mayor candidate



Kingborough Council – Deputy Mayor election

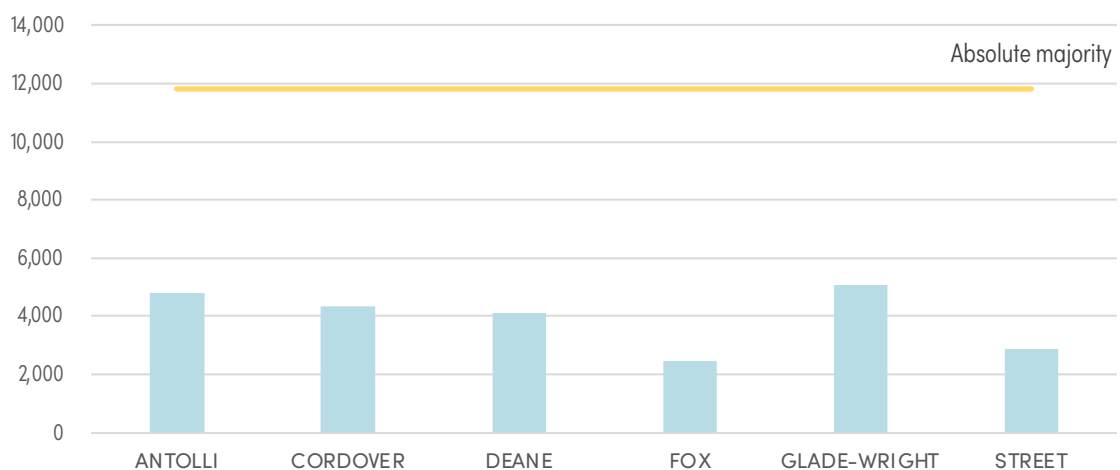
Polling closed: 2pm Tuesday 25 October 2022

Returning officer: Graeme Ingram

Electors enrolled:	28,631	Ballot paper adjustment:	56
Declarations returned:	24,714	Total ballot papers:	24,352
Response rate:	86.32%	Informal ballot papers:	763
Declarations rejected:	306	Informality rate:	3.13%
Declarations admitted:	24,408	Formal ballot papers:	23,589

		Candidates						Exhausted votes	Formal votes	Absolute majority	Remarks
		ANTOLLI Aldo	CORDOVER Gideon	DEANE Kaspar	FOX Flora	GLADE-WRIGHT Clare	STREET Christian				
Count 1	First preferences	4,792	4,345	4,095	2,436	5,057	2,864		23,589	11,795	
Count 2	Votes transferred	333	553	340	-2,436	746	254	210			FOX excluded
	Total votes	5,125	4,898	4,435	0	5,803	3,118	210	23,589	11,690	
Count 3	Votes transferred	1,004	312	752		746	-3,118	304			STREET excluded
	Total votes	6,129	5,210	5,187		6,549	0	514	23,589	11,538	
Count 4	Votes transferred	1,378	1,266	-5,187		2,041		502			DEANE excluded
	Total votes	7,507	6,476	0		8,590		1,016	23,589	11,287	
Count 5	Votes transferred	1,694	-6,476			4,247		535			CORDOVER excluded
	Total votes	9,201	0			12,837		1,551	23,589	11,020	GLADE-WRIGHT elected
	Percentage	41.75%				58.25%					

First preferences by deputy mayor candidate



Kingborough Council – recount results

Recount due to resignation of Councillor Richard Atkinson

Recount conducted 26 August 2019

		Candidates						Exhausted	Lost by	Total	Absolute	Remarks
		BREWER Penny	CHATTERTON Paul	CORDOVER Gideon	LUCAS Kate	SCARLETT Samantha	SELF Jeff	Votes	fraction	Votes	majority	
Count 1	Total	204.64	144.21	757.46	55.62	82.40	90.64	0.00	0.03	1 335.00	667.51	Distribution of ATKINSON, CORDOVER elected

Kingborough Council – by-election results

Mayor

Polling closed: 2pm Tuesday 20 July 2021

Returning officer: Sarah Mathews

Electors enrolled:	28,176	Ballot paper adjustment:	59
Declarations returned:	14,297	Total ballot papers:	14,123
Response rate:	50.74%	Informal ballot papers:	125
Declarations rejected:	115	Informality rate:	0.89%
Declarations admitted:	14,182	Formal ballot papers:	13,998

		Candidates							Exhausted	Formal	Absolute	Remarks
		BASTONE Sue	CORDOVER Gideon	FOX Flora	GLADE- WRIGHT Clare	THORP Mark	WASS Steve	WRIEDT Paula	votes	votes	majority	
Count 1	Total votes	1 820	2 641	979	2 314	551	1 610	4 083		13 998	7 000	First preferences
Count 2	Votes transferred	91	71	33	81	- 551	116	75	84			THORP excluded
	Total votes	1 911	2 712	1 012	2 395	0	1 726	4 158	84	13 998	6 958	
Count 3	Votes transferred	148	253	-1 012	165		145	202	99			FOX excluded
	Total votes	2 059	2 965	0	2 560		1 871	4 360	183	13 998	6 908	
Count 4	Votes transferred	464	249		348		-1 871	547	263			WASS excluded
	Total votes	2 523	3 214		2 908		0	4 907	446	13 998	6 777	
Count 5	Votes transferred	-2 523	437		929			764	393			BASTONE excluded
	Total votes	0	3 651		3 837			5 671	839	13 998	6 580	
Count 6	Votes transferred		-3 651		1 678			1 399	574			CORDOVER excluded
	Total votes		0		5 515			7 070	1 413	13 998	6 293	WRIEDT elected
	Percentage				43.82%			56.18%				

Kingborough Council - by-election results

Councillor

Polling closed: 2pm Tuesday 20 July 2021

Returning officer: Sarah Mathews

Electors enrolled:	28,176	Ballot paper adjustment:	160
Declarations returned:	14,297	Total ballot papers:	14,022
Response rate:	50.74%	Informal ballot papers:	139
Declarations rejected:	115	Informality rate:	0.99%
Declarations admitted:	14,182	Formal ballot papers:	13,883

		Candidates													Remarks	
		BAIN David	CARTER Di	CHUCKOWREE Geean (Singh)	GLADE-WRIGHT Clare	HARRISON Phoenix	LUCAS Kate	McGINNISS Roger	RICHARDSON Mark	THORP Mark	Exhausted votes	Formal votes	Absolute majority			
Count 1	Total votes	2 426	1 747	136	3 341	1 730	941	915	1 850	797		13 883	6 942			First preferences
Count 2	Votes transferred	15	16	- 136	19	15	15	19	13	11	13					CHUCKOWREE excluded
	Total votes	2 441	1 763	0	3 360	1 745	956	934	1 863	808	13	13 883	6 936			
Count 3	Votes transferred	114	77		121	66	110	83	140	- 808	97					THORP excluded
	Total votes	2 555	1 840		3 481	1 811	1 066	1 017	2 003	0	110	13 883	6 887			
Count 4	Votes transferred	171	94		168	36	124	-1 017	286		138					McGINNISS excluded
	Total votes	2 726	1 934		3 649	1 847	1 190	0	2 289		248	13 883	6 818			
Count 5	Votes transferred	182	252		248	144	-1 190		241		123					LUCAS excluded
	Total votes	2 908	2 186		3 897	1 991	0		2 530		371	13 883	6 757			
Count 6	Votes transferred	258	772		516	-1 991			166		279					HARRISON excluded
	Total votes	3 166	2 958		4 413	0			2 696		650	13 883	6 617			
Count 7	Votes transferred	885	519		855				-2 696		437					RICHARDSON excluded
	Total votes	4 051	3 477		5 268				0		1 087	13 883	6 399			
Count 8	Votes transferred	1 260	-3 477		1 738						479					CARTER excluded
	Total votes	5 311	0		7 006						1 566	13 883	6 159			GLADE-WRIGHT elected
	Percentage	43.12%			56.88%											

