



Meander Valley Council
Working Together

Meander Valley Council

2022 ELECTION REPORT

Contents

- Local Government Elections in Tasmania
- Report on the 2022 Meander Valley Council Elections
- List of Councillors following the 2022 elections
- Councillor results
- Mayor and Deputy Mayor results
- Recount results

Local government elections in Tasmania

This booklet provides election details for the 2022 Meander Valley Council election, which was conducted in accordance with the *Local Government Act 1993*.

This booklet also contains details of any casual vacancies or elector polls that were conducted between the 2018 and 2022 council elections.

Statewide election results are published on the TEC website www.tec.tas.gov.au.

2022 Election timetable

Notice of election published	Saturday 3 September
Nominations opened	Monday 5 September
Electoral rolls closed	Thursday 8 September
Nominations closed	Monday 19 September
Nominations announced	Tuesday 20 September
Ballot material received by electors	3–7 October
Polling period	3–25 October
Close of poll	2pm Tuesday 25 October

Councillor casual vacancies

Councillor casual vacancies are filled by recount. Only unelected candidates from the relevant election may contest a recount. If there are no unelected candidates able to contest the recount, or the casual vacancy is also for the mayoral position, a by-election is held. A candidate elected at a recount or by-election serves until the next council election.

No casual vacancies are filled within 6 months of the next ordinary election, unless the vacancy results in the council unable to have a quorum.

Elector polls

A council may hold an elector poll on any issue it determines. A council may also be required to hold an elector poll following petitions from electors in accordance with Part 6 of the Act. A council is not bound by the result of an elector poll.

Electoral system

Elections for councillor positions are conducted using a system modelled on the Hare-Clark method of proportional representation used in Tasmanian House of Assembly elections.

Mayoral and deputy mayoral elections use a preferential system similar to that used for Tasmanian Legislative Council and federal House of Representatives elections.

Voting in Tasmanian local government elections is compulsory.

Report on the 2022 Meander Valley Council elections

Elections were held for the positions of Mayor, Deputy Mayor and 9 Councillors, all for 4 year terms.

15,967 Meander Valley electors were enrolled for the 2022 elections, comprising 15,895 (99.55%) from the State House of Assembly roll and 72 (0.45%) from the General Manager's roll. 86.30% of Meander Valley Council electors returned their ballot papers in comparison with 84.79% statewide.

Meander Valley Councillors

Councillors are listed in order of their election.

Prior to the 2022 election

Mayor

JOHNSTON, Wayne

Deputy Mayor

KELLY, Michael

Councillors

JOHNSTON, Wayne

KELLY, Michael

CAMERON, Stephanie

SHERRIFF, Andrew

KING, Tanya

TEMPLE, John

SYNFIELD, Rodney*

WHITE, Deborah*

FRYDRYCH, Michal*

*elected by recount

Following the 2022 election

Mayor

JOHNSTON, Wayne

Deputy Mayor

CAMERON, Stephanie

Councillors

JOHNSTON, Wayne

DORNAUF, Lochie

CAMERON, Stephanie

KELLY, Michael

DUDMAN, Ben

LOADER, Anne-Marie

HOUSE, Kevin

TEMPLE, John

LEE, Barry

Recounts between the 2018 and 2022 elections

A recount was conducted on 16 April 2019, to fill a vacancy for councillor on the Meander Valley Council following the resignation of Councillor Andrew Connor on 29 March 2019.

Four unelected candidates from the 2018 Meander Valley Council election contested the recount.

A recount was conducted on 12 July 2021, to fill a vacancy for councillor on the Meander Valley Council following the resignation of Councillor Susie Bower on 28 June 2021.

Three unelected candidates from the 2018 Meander Valley Council election contested the recount.

A recount was conducted on 13 September 2021, to fill a vacancy for councillor on the Meander Valley Council following the resignation of Councillor Frank Nott on 27 August 2021.

Two unelected candidates from the 2018 Meander Valley Council election contested the recount.

An abstract of the count is at the back of this report.

The candidates

Meander Valley Council

enrolment 15,967

Councillor

9 Councillors - 21 candidates

CAMERON, Stephanie	Chudleigh
CRONSHAW, Christine	Quamby Brook
DORNAUF, Lochie	Osmaston
DOUGLASS, Elizabeth	Westbury
DUDMAN, Ben	Westbury
FELLOWS, Richie	Westbury
HOUGHTON, Mitch	Blackstone Heights
HOUSE, Kevin	Prospect Vale
JOHNSTON, Wayne	Meander
KELLY, Michael	Western Creek
LEE, Barry	Westbury
LOADER, Anne-Marie	Westbury
POULTON, Linda	Westbury
PROBERT, Dan	Hadspen
REDGRAVE, James	Elizabeth Town
ROBINSON, Justin	Deloraine
SMEDLEY, Daniel	Prospect Vale
SYNFIELD, Rodney	Western Creek
TEMPLE, John	Westbury
WHITE, Deborah	Exton
WILEMAN, Peter	Westbury

The candidates

Meander Valley Council

enrolment 15,967

Mayor

4 candidates

DUDMAN, Ben

Westbury

JOHNSTON, Wayne

Meander

SYNFIELD, Rodney

Western Creek

TEMPLE, John

Westbury

Deputy Mayor

6 candidates

CAMERON, Stephanie

Chudleigh

DORNAUF, Lochie

Osmaston

KELLY, Michael

Western Creek

LOADER, Anne-Marie

Westbury

PROBERT, Dan

Hadspen

SMEDLEY, Daniel

Prospect Vale

Meander Valley Council - 2022 Councillor election

Polling closed: 2pm Tuesday 25 October 2022

Returning officer: Jenny Hart

Number to be elected: 9

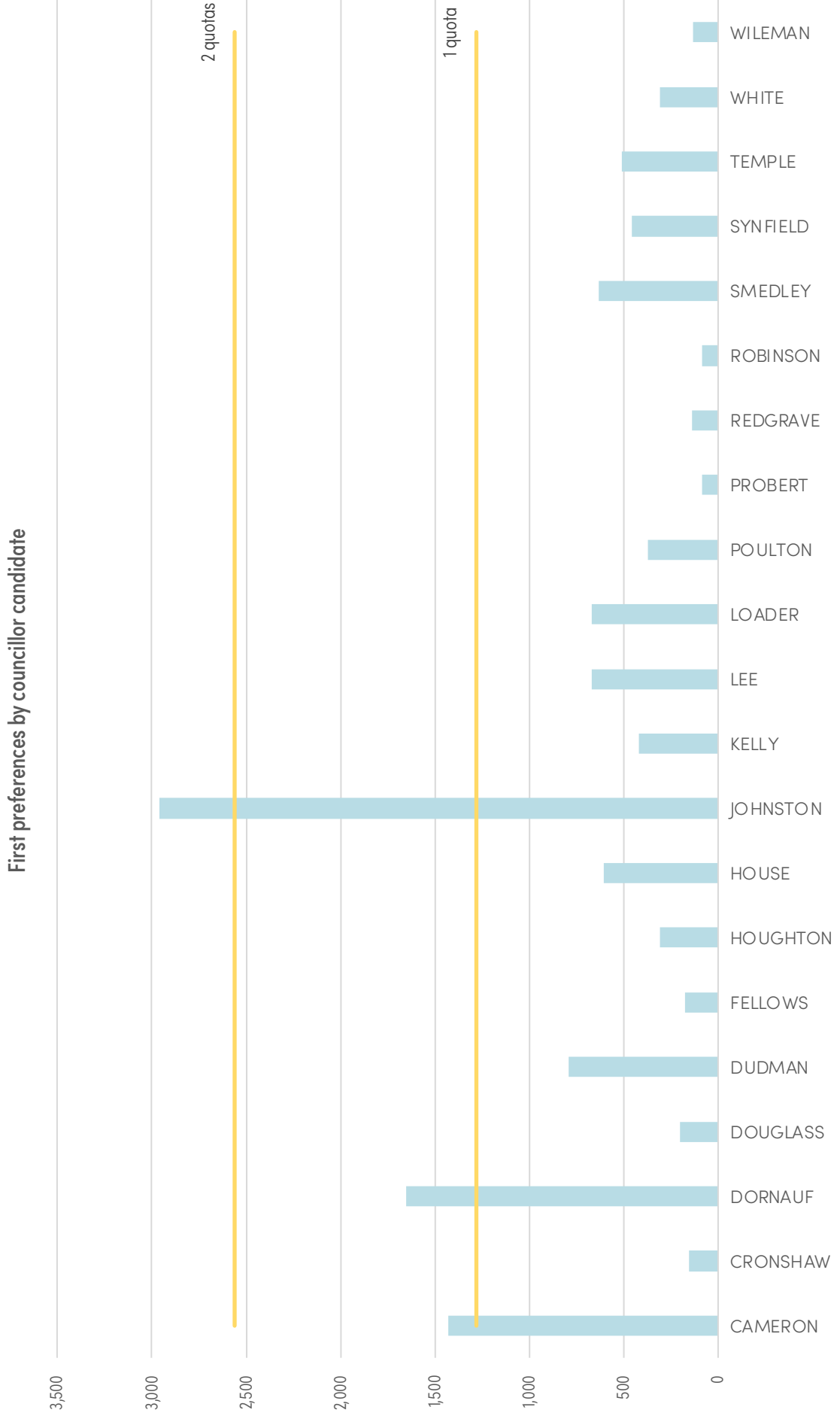
Count	Candidates													
	CAMERON	CRONSHAW	DORNAUF	DOUGLASS	DUDMAN	FELLOWS	HOUGHTON	HOUSE	JOHNSTON	KELLY	LEE	LOADER	POULTON	PROBERT
1	1,431.00	158.00	1,655.00	202.00	792.00	175.00	312.00	609.00	2,961.00	422.00	671.00	673.00	372.00	88.00
2		20.43		16.46	120.35	17.03	13.62	172.58	-1,681.00	669.90	129.43	63.58	33.49	11.92
3	1,431.00	178.43	1,655.00	218.46	912.35	192.03	325.62	781.58	1,280.00	1,091.90	800.43	736.58	405.49	99.92
		17.22	-375.00	13.59	41.01	13.36	17.44	33.30		44.63	20.39	31.49	15.18	7.47
4	1,431.00	195.65	1,280.00	232.05	953.36	205.39	343.06	814.88	1,280.00	1,136.53	820.82	768.07	420.67	107.39
	-151.00	11.29		6.22	16.88	3.79	6.54	12.34		18.36	9.07	17.19	8.86	2.21
5 to 8	1,280.00	206.94	1,280.00	238.27	970.24	209.18	349.60	827.22	1,280.00	1,154.89	829.89	785.26	429.53	109.60
		3.56		1.32	19.24	2.55	8.98	4.99		5.79	6.23	10.03	7.56	2.22
9 to 12	1,280.00	210.50	1,280.00	239.59	989.48	211.73	358.58	832.21	1,280.00	1,160.68	836.12	795.29	437.09	111.82
		3.85		7.58	7.32	8.78	1.00	6.58		17.04	4.35	6.46	1.88	-111.82
13 to 16	1,280.00	214.35	1,280.00	247.17	996.80	220.51	359.58	838.79	1,280.00	1,177.72	840.47	801.75	438.97	0.00
		1.21		6.35	15.35	2.11	1.45	10.34		5.37	8.66	31.75	11.35	
17 to 20	1,280.00	215.56	1,280.00	253.52	1,012.15	222.62	361.03	849.13	1,280.00	1,183.09	849.13	833.50	450.32	
		9.99		5.68	17.49	9.78	9.67	17.51		17.73	30.05	9.91	11.09	
21 to 24	1,280.00	225.55	1,280.00	259.20	1,029.64	232.40	370.70	866.64	1,280.00	1,200.82	879.18	843.41	461.41	
		-225.55		35.69	13.37	9.13	16.34	18.74		4.38	10.39	32.20	27.19	
25 to 28	1,280.00	0.00	1,280.00	294.89	1,043.01	241.53	387.04	885.38	1,280.00	1,205.20	889.57	875.61	488.60	
				16.13	35.46	-241.53	25.92	22.04		21.25	20.68	17.23	21.14	
29 to 32	1,280.00		1,280.00	311.02	1,078.47	0.00	412.96	907.42	1,280.00	1,226.45	910.25	892.84	509.74	
				-311.02	13.30		43.98	14.34		5.89	15.79	78.47	41.21	
33 to 36	1,280.00		1,280.00	0.00	1,091.77		456.94	921.76	1,280.00	1,232.34	926.04	971.31	550.95	
					67.28		-456.94	25.99		27.39	31.09	80.56	57.78	
37	1,280.00		1,280.00	1,159.05			0.00	947.75	1,280.00	1,259.73	957.13	1,051.87	608.73	
				46.00				26.00		24.00	38.00	114.00	99.00	
38 to 40	1,280.00		1,280.00	1,205.05				973.75	1,280.00	1,283.73	995.13	1,165.87	707.73	
				9.44				13.14			7.40	14.00	15.89	
41	1,280.00		1,280.00	1,214.49				986.89	1,280.00	1,283.73	1,002.53	1,179.87	723.62	
				0.62				0.15		-3.73	0.31	0.31	0.46	
42	1,280.00		1,280.00	1,215.11				987.04	1,280.00	1,280.00	1,002.84	1,180.18	724.08	
				66.00				89.00			50.00	75.00	47.00	
43 to 46	1,280.00		1,280.00		1,281.11			1,076.04	1,280.00	1,280.00	1,052.84	1,255.18	771.08	
								30.68			13.41	20.13	11.59	
47	1,280.00		1,280.00		1,281.11			1,106.72	1,280.00	1,280.00	1,066.25	1,275.31	782.67	
					-1.11			0.15			0.11	0.11	0.10	
48	1,280.00		1,280.00		1,280.00			1,106.87	1,280.00	1,280.00	1,066.36	1,275.42	782.77	
								74.00			58.00	308.00	-680.00	
49 to 53	1,280.00		1,280.00		1,280.00			1,180.87	1,280.00	1,280.00	1,124.36	1,583.42	102.77	
								23.21			18.57		-102.77	
54	1,280.00		1,280.00		1,280.00			1,204.08	1,280.00	1,280.00	1,142.93	1,583.42	0.00	
								22.65			42.36	-303.42		
	1,280.00		1,280.00		1,280.00			1,226.73	1,280.00	1,280.00	1,185.29	1,280.00		

Electors enrolled:	15,967	Declarations admitted:	13,536	Informal ballot papers:	629
Declarations returned:	13,779	Rejection rate:	1.76%	Informality rate:	4.69%
Response rate:	86.30%	Ballot paper adjustment:	114	Formal ballot papers:	12,793
Declarations rejected:	243	Total ballot papers:	13,422	Quota =	1,280

Candidates (cont.)

REDGRAVE	ROBINSON	SMEDLEY	SYNFIELD	TEMPLE	WHITE	WILEMAN	Votes Exhausted	Loss (Gain) by Fraction	Total Votes	Remarks
139.00	86.00	634.00	458.00	513.00	310.00	132.00	0.00	0.00	12,793.00	JOHNSTON elected 1, DORNAUF elected 2, CAMERON elected 3
22.70	6.81	84.02	112.40	130.00	45.41	10.78	0.00	0.09		JOHNSTON's surplus distributed
161.70	92.81	718.02	570.40	643.00	355.41	142.78	0.00	0.09	12,793.00	
7.25	9.51	35.57	18.80	28.77	13.82	6.11	0.00	0.09		DORNAUF's surplus distributed
168.95	102.32	753.59	589.20	671.77	369.23	148.89	0.00	0.18	12,793.00	
1.79	2.11	7.17	6.22	10.65	8.12	2.11	0.00	0.08		CAMERON's surplus distributed
170.74	104.43	760.76	595.42	682.42	377.35	151.00	0.00	0.26	12,793.00	
5.10	-104.43	2.32	5.10	4.67	12.01	2.54	0.00	0.22		ROBINSON excluded
175.84	0.00	763.08	600.52	687.09	389.36	153.54	0.00	0.48	12,793.00	
7.88		7.83	5.67	9.68	12.32	3.22	0.22	0.16		PROBERT excluded
183.72		770.91	606.19	696.77	401.68	156.76	0.22	0.64	12,793.00	
17.45		6.44	5.88	15.36	17.56	-156.76	0.00	0.13		WILEMAN excluded
201.17		777.35	612.07	712.13	419.24	0.00	0.22	0.77	12,793.00	
-201.17		17.60	13.27	19.13	11.89		0.22	0.16		REDGRAVE excluded
0.00		794.95	625.34	731.26	431.13		0.44	0.93	12,793.00	
		9.90	8.78	13.87	19.19		6.21	0.17		CRONSHAW excluded
		804.85	634.12	745.13	450.32		6.65	1.10	12,793.00	
		18.49	11.90	20.93	9.22		1.01	0.13		FELLOWS excluded
		823.34	646.02	766.06	459.54		7.66	1.23	12,793.00	
		14.66	10.98	13.42	52.89		6.01	0.08		DOUGLASS excluded
		838.00	657.00	779.48	512.43		13.67	1.31	12,793.00	
		39.04	17.20	39.40	58.67		12.46	0.08		HOUGHTON excluded
		877.04	674.20	818.88	571.10		26.13	1.39	12,793.00	
		33.00	42.00	44.00	-478.00		12.00	0.00		WHITE part excluded
		910.04	716.20	862.88	93.10		38.13	1.39	12,793.00	KELLY elected 4 WHITE excluded
		5.01	6.26	8.10	-93.10		13.85	0.01		
		915.05	722.46	870.98	0.00		51.98	1.40	12,793.00	
		0.00	0.15	0.31			1.39	0.03		KELLY's surplus distributed
		915.05	722.61	871.29			53.37	1.43	12,793.00	
		92.00	-565.00	120.00			26.00	0.00		SYNFIELD part excluded
		1,007.05	157.61	991.29			79.37	1.43	12,793.00	DUDMAN elected 5 SYNFIELD excluded
		23.32	-157.61	41.13			17.38	(0.03)		
		1,030.37	0.00	1,032.42			96.75	1.40	12,793.00	
		0.18		0.28			0.15	0.03		DUDMAN's surplus distributed
		1,030.55		1,032.70			96.90	1.43	12,793.00	
		73.00		89.00			78.00	0.00		POULTON part excluded
		1,103.55		1,121.70			174.90	1.43	12,793.00	LOADER elected 6 POULTON excluded
		14.99		17.23			28.86	(0.09)		
		1,118.54		1,138.93			203.76	1.34	12,793.00	
		41.37		78.81			118.21	0.02		LOADER's surplus distributed
		1,159.91		1,217.74			321.97	1.36	12,793.00	HOUSE elected 7, TEMPLE elected 8, LEE elected 9

Meander Valley Council – councillor election – first preferences



Meander Valley Council – Mayor election

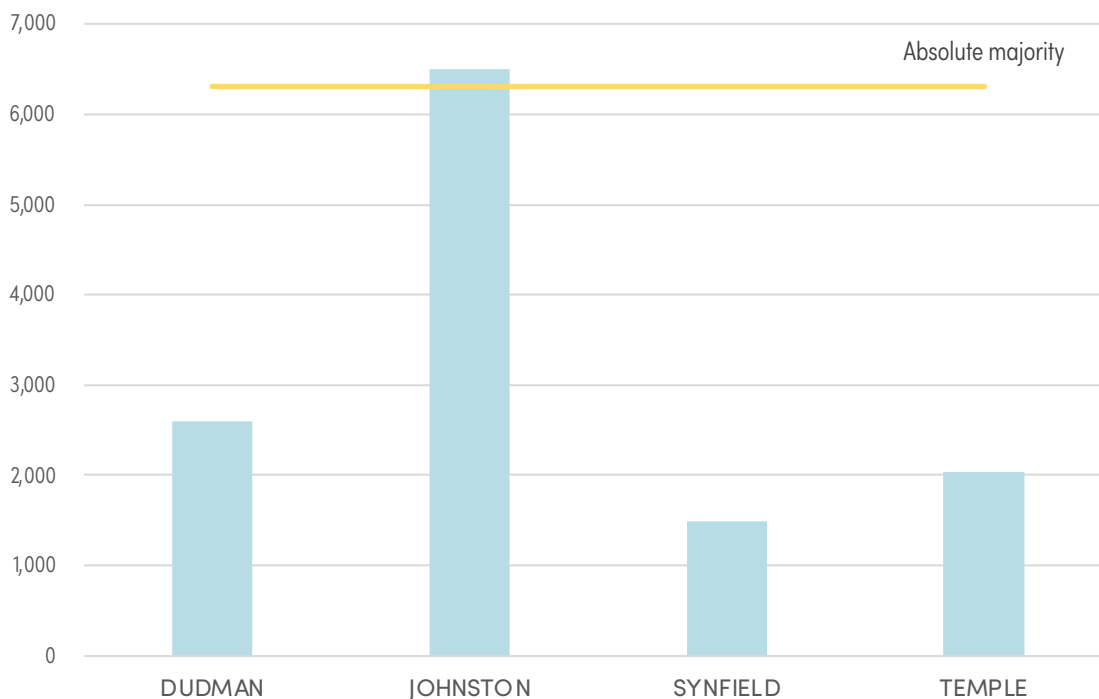
Polling closed: 2pm Tuesday 25 October 2022

Returning officer: Jenny Hart

Electors enrolled:	15,967	Ballot paper adjustment:	71
Declarations returned:	13,779	Total ballot papers:	13,465
Response rate:	86.30%	Informal ballot papers:	841
Declarations rejected:	243	Informality rate:	6.25%
Declarations admitted:	13,536	Formal ballot papers:	12,624

		Candidates				Exhausted votes	Formal votes	Absolute majority	Remarks
		DUDMAN Ben	JOHNSTON Wayne	SYNFIELD Rodney	TEMPLE John				
Count 1	First preferences	2,597	6,501	1,491	2,035		12,624	6,313	JOHNSTON elected
	Percentage	20.57%	51.50%	11.81%	16.12%				

First preferences by mayor candidate



Meander Valley Council – Deputy Mayor election

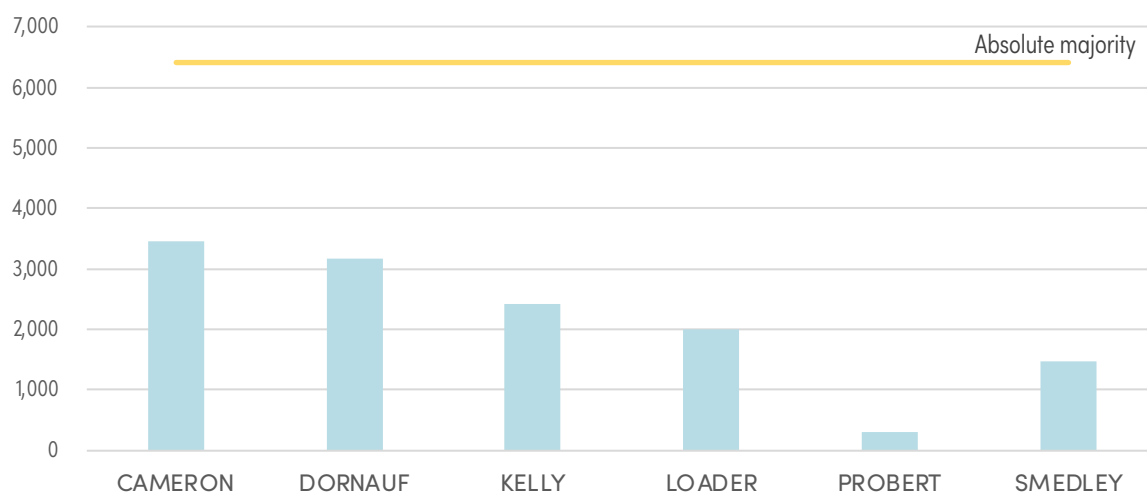
Polling closed: 2pm Tuesday 25 October 2022

Returning officer: Jenny Hart

Electors enrolled:	15,967	Ballot paper adjustment:	71
Declarations returned:	13,779	Total ballot papers:	13,465
Response rate:	86.30%	Informal ballot papers:	658
Declarations rejected:	243	Informality rate:	4.89%
Declarations admitted:	13,536	Formal ballot papers:	12,807

		Candidates						Exhausted votes	Formal votes	Absolute majority	Remarks
		CAMERON Stephanie	DORNAUF Lochie	KELLY Michael	LOADER Anne-Marie	PROBERT Dan	SMEDLEY Daniel				
Count 1	First preferences	3,453	3,169	2,413	2,008	297	1,467		12,807	6,404	
Count 2	Votes transferred	43	75	35	58	-297	65	21			PROBERT excluded
	Total votes	3,496	3,244	2,448	2,066	0	1,532	21	12,807	6,394	
Count 3	Votes transferred	224	559	243	324		-1,532	182			SMEDLEY excluded
	Total votes	3,720	3,803	2,691	2,390		0	203	12,807	6,303	
Count 4	Votes transferred	1,047	608	418	-2,390			317			LOADER excluded
	Total votes	4,767	4,411	3,109	0			520	12,807	6,144	
Count 5	Votes transferred	1,546	1,151	-3,109				412			KELLY excluded
	Total votes	6,313	5,562	0				932	12,807	5,938	CAMERON elected
	Percentage	53.16%	46.84%								

First preferences by deputy mayor candidate



Meander Valley Council – recount results

Recount due to resignation of Councillor Andrew Cooner

Recount conducted 16 April 2019

		Candidates				Exhausted Votes	Lost by fraction	Total Votes	Absolute majority	Remarks
		CRONSHAW Chris	FRYDRYCH Michal	SYNFIELD Rodney	WHITE Deborah					
Counts 1-8 Total		138.99	224.43	255.35	171.18	2.00	0.05	792.00	395.01	Distribution of Connor
Counts 9-15	Votes transferred	- 138.99	34.26	46.83	52.03	5.82	0.05			CRONSHAW excluded
	Progress total	0.00	258.69	302.18	223.21	7.82	0.10	792.00	392.10	
Counts 16-21	Votes transferred		85.02	129.35	- 223.21	8.83	0.01			WHITE excluded
	Progress total		343.71	431.53	0.00	16.65	0.11	792.00	387.68	SYNFIELD elected

Recount due to resignation of Councillor Susie Bower

Recount conducted 12 July 2021

		Candidates			Exhausted Votes	Lost by fraction	Total Votes	Absolute majority	Remarks
		CRONSHAW Chris	FRYDRYCH Michal	WHITE Deborah					
Count 1	Total	173.37	201.86	409.43	7.32	0.02	792.00	392.35	Distribution of BOWER, WHITE elected

Recount due to resignation of Councillor Frank Nott

Recount conducted 13 September 2021

		Candidates		Exhausted Votes	Lost by fraction	Total Votes	Absolute majority	Remarks
		CRONSHAW Chris	FRYDRYCH Michal					
Count 1	Distribution of NOTT	359.77	385.56	46.65	0.02	792.00	372.68	FRYDRYCH elected