



West Coast Council

2022 ELECTION REPORT

Contents

- Local Government Elections in Tasmania
- Report on the 2022 West Coast Council Elections
- List of Councillors following the 2022 elections
- Councillor results
- Mayor and Deputy Mayor results
- Recount results
- By-election results

Local government elections in Tasmania

This booklet provides election details for the 2022 West Coast Council election, which was conducted in accordance with the *Local Government Act 1993*.

This booklet also contains details of any casual vacancies or elector polls that were conducted between the 2018 and 2022 council elections.

Statewide election results are published on the TEC website www.tec.tas.gov.au.

2022 Election timetable

Notice of election published	Saturday 3 September
Nominations opened	Monday 5 September
Electoral rolls closed	Thursday 8 September
Nominations closed	Monday 19 September
Nominations announced	Tuesday 20 September
Ballot material received by electors	3–7 October
Polling period	3–25 October
Close of poll	2pm Tuesday 25 October

Councillor casual vacancies

Councillor casual vacancies are filled by recount. Only unelected candidates from the relevant election may contest a recount. If there are no unelected candidates able to contest the recount, or the casual vacancy is also for the mayoral position, a by-election is held. A candidate elected at a recount or by-election serves until the next council election.

No casual vacancies are filled within 6 months of the next ordinary election, unless the vacancy results in the council unable to have a quorum.

Elector polls

A council may hold an elector poll on any issue it determines. A council may also be required to hold an elector poll following petitions from electors in accordance with Part 6 of the Act. A council is not bound by the result of an elector poll.

Electoral system

Elections for councillor positions are conducted using a system modelled on the Hare-Clark method of proportional representation used in Tasmanian House of Assembly elections.

Mayoral and deputy mayoral elections use a preferential system similar to that used for Tasmanian Legislative Council and federal House of Representatives elections.

Voting in Tasmanian local government elections is compulsory.

Report on the 2022 West Coast Council elections

Elections were held for the positions of Mayor, Deputy Mayor and 9 Councillors, all for 4 year terms. 3,061 West Coast electors were enrolled for the 2022 elections, comprising 3,032 (99.05%) from the State House of Assembly roll and 29 (0.95%) from the General Manager's roll. 82.16% of West Coast Council electors returned their ballot papers in comparison with 84.79% statewide.

West Coast Councillors

Councillors are listed in order of their election.

Prior to the 2022 election

Mayor

PITT, Shane**

Deputy Mayor

GRAHAM, Kerry

Councillors

VICKERS, Phil

NEWMAN, Lindsay William

PITT, Shane

STYLES, Leigh

SHEA, Terrance

STRINGER, Scott

GERRITY, Robyn

GRAHAM, Kerry

RYAN-SYKES, Matthew*

EVANS, Philip**

BUTTERFIELD, Robert**

*elected by recount

**elected by by-election

Following the 2022 election

Mayor

PITT, Shane

Deputy Mayor

BUTTERFIELD, Robert

Councillors

PITT, Shane

NEWMAN, Lindsay

BUTTERFIELD, Robert

IWANICKI, Vikki

McKAY, Annie

HAMER, Liz

STRINGER, Scott

JORDAN, Dwayne K A

GRAHAM, Kerry

Recounts between the 2018 and 2022 elections

A recount was conducted on Monday 5 July 2021 to fill a councillor vacancy on the West Coast Council due to Councillor Ian Hall's absence from 3 consecutive council meetings.

Consent to participate in the recount was received from the only currently eligible candidate not elected at the 2018 local government ordinary election.

Other vacancies between the 2018 and 2022 elections

By-elections were completed on 21 July 2021 to fill vacancies for mayor and one councillor, following the resignation of Mayor Phil Vickers on 30 April 2021.

Philip Evans has been elected as councillor and Shane Pitt as mayor to serve until the 2022 ordinary election. Kerry Graham was elected Deputy Mayor at next council meeting held 24 August 2021.

A by-election was completed on 23 February 2022 to fill a vacancy for one councillor on the West Coast Council. This by-election was triggered by the resignation of Councillor Leigh Styles on 21 December 2021 and it not being possible to carry out a recount due to the exhaustion of unsuccessful candidates from the 2018 election.

Robert Butterfield has been elected as councillor to serve until the 2022 ordinary election.

The candidates

West Coast Council

enrolment 3,061

9 Councillors - 13 candidates

Councillor

BUTTERFIELD, Robert	Queenstown
GRAHAM, Kerry	Strahan
HAMER, Liz	Strahan
IWANICKI, Vikki	Queenstown
JORDAN, Dwayne K A	Queenstown
McKAY, Annie	Strahan
MAHER, Nick	Queenstown
NEWMAN, Lindsay	Granville Harbour
PITT, Shane	Queenstown
RYAN-SYKES, Matthew	Strahan
SHEA, Terry	Queenstown
STRINGER, Scott	Queenstown
WILSON, Colin	Queenstown

Mayor

4 candidates

HAMER, Liz	Strahan
NEWMAN, Lindsay	Granville Harbour
PITT, Shane	Queenstown
WILSON, Colin	Queenstown

Deputy Mayor

4 candidates

BUTTERFIELD, Robert	Queenstown
GRAHAM, Kerry	Strahan
RYAN-SYKES, Matthew	Strahan
STRINGER, Scott	Queenstown

West Coast Council - 2022 Councillor election

Polling closed: 2pm Tuesday 25 October 2022

Returning officer: Peter Moore

Number to be elected: 9

Candidates

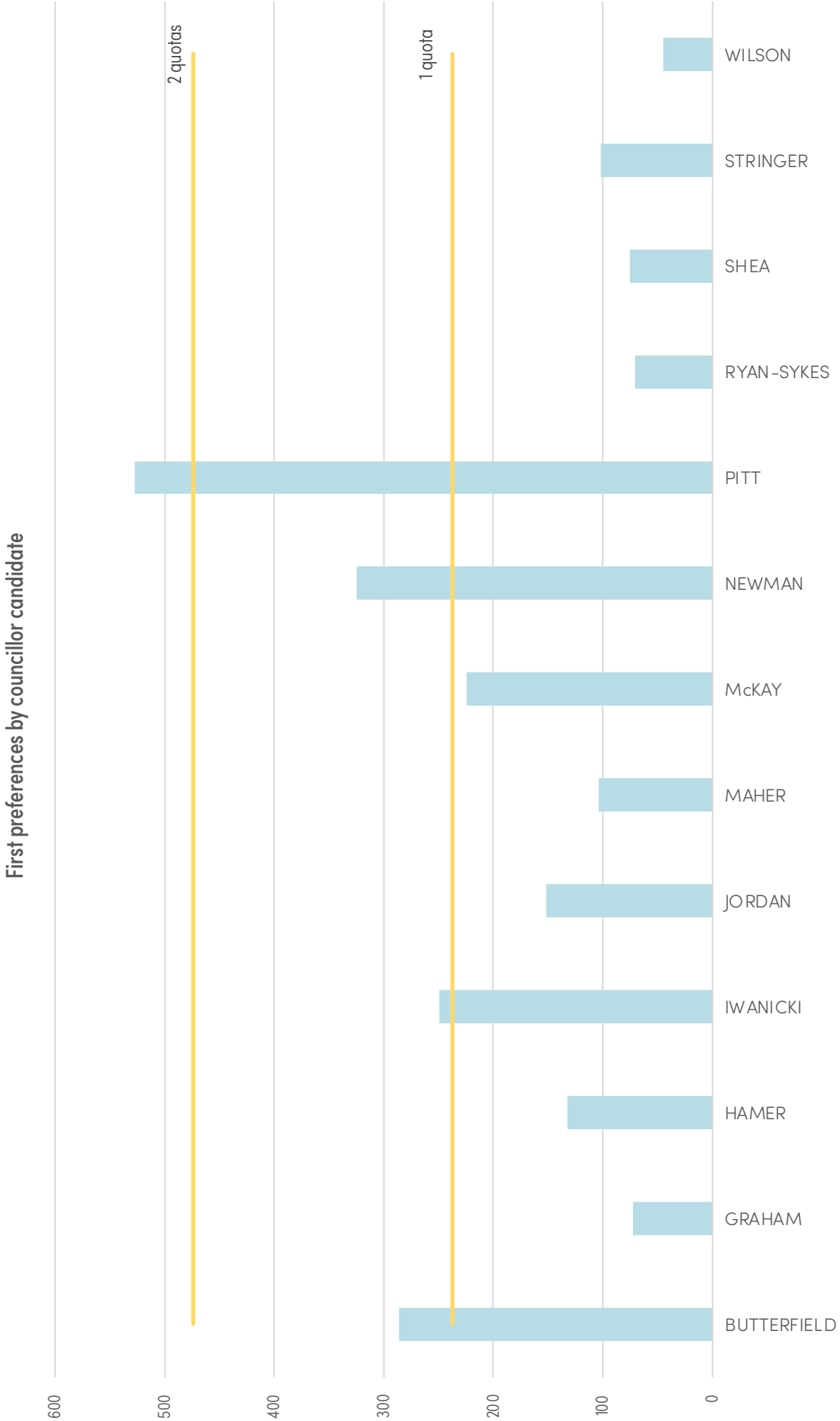
Count	BUTTERFIELD	GRAHAM	HAMER	IWANICKI	JORDAN	MAHER	McKAY	NEWMAN	PITT
1	286.00	72.00	132.00	249.00	152.00	104.00	224.00	325.00	527.00
2		42.37	34.11		12.10	17.05	43.47		-290.00
	286.00	114.37	166.11	249.00	164.10	121.05	267.47	325.00	237.00
3		13.80	21.93		6.49	7.31		-88.00	
	286.00	128.17	188.04	249.00	170.59	128.36	267.47	237.00	237.00
4	-49.00	7.70	6.33		4.11	4.11			
	237.00	135.87	194.37	249.00	174.70	132.47	267.47	237.00	237.00
5		1.73	2.16	-12.00	0.86	3.51			
	237.00	137.60	196.53	237.00	175.56	135.98	267.47	237.00	237.00
6		6.17	4.62		1.54	3.85	-30.47		
	237.00	143.77	201.15	237.00	177.10	139.83	237.00	237.00	237.00
7 to 12		13.68	15.23		10.31	7.09			
	237.00	157.45	216.38	237.00	187.41	146.92	237.00	237.00	237.00
13		11.00	25.00		10.00	12.00			
	237.00	168.45	241.38	237.00	197.41	158.92	237.00	237.00	237.00
14 to 18		7.02			2.72	5.07			
	237.00	175.47	241.38	237.00	200.13	163.99	237.00	237.00	237.00
19		1.22	-4.38		0.70	1.05			
	237.00	176.69	237.00	237.00	200.83	165.04	237.00	237.00	237.00
20 to 21		36.85			36.75	-141.90			
	237.00	213.54	237.00	237.00	237.58	23.14	237.00	237.00	237.00
22 to 26		11.91				-23.14			
	237.00	225.45	237.00	237.00	237.58	0.00	237.00	237.00	237.00
27		1.51							
	237.00	226.96	237.00	237.00	237.58		237.00	237.00	237.00
28		0.34			-0.58				
	237.00	227.30	237.00	237.00	237.00		237.00	237.00	237.00

Electors enrolled:	3,061	Declarations admitted:	2,475	Informal ballot papers:	90
Declarations returned:	2,515	Rejection rate:	1.59%	Informality rate:	3.67%
Response rate:	82.16%	Ballot paper adjustment:	21	Formal ballot papers:	2,364
Declarations rejected:	40	Total ballot papers:	2,454	Quota =	237

Candidates (cont.)

RYAN-SYKES	SHEA	STRINGER	WILSON	Votes Exhausted	Loss (Gain) by Fraction	Total Votes	Remarks
71.00	75.00	102.00	45.00	0.00	0.00	2,364.00	PITT elected 1, NEWMAN elected 2, BUTTERFIELD elected 3, IWANICKI elected 4
17.05	59.43	52.27	12.10	0.00	0.05		PITT's surplus distributed
88.05	134.43	154.27	57.10	0.00	0.05	2,364.00	McKAY elected 5
5.68	17.05	10.83	4.06	0.81	0.04		NEWMAN's surplus distributed
93.73	151.48	165.10	61.16	0.81	0.09	2,364.00	
3.42	9.59	13.02	0.51	0.17	0.04		BUTTERFIELD's surplus distributed
97.15	161.07	178.12	61.67	0.98	0.13	2,364.00	
1.25	1.44	0.77	0.19	0.04	0.05		IWANICKI's surplus distributed
98.40	162.51	178.89	61.86	1.02	0.18	2,364.00	
1.92	5.39	3.85	1.92	1.15	0.06		McKAY's surplus distributed
100.32	167.90	182.74	63.78	2.17	0.24	2,364.00	
7.54	3.03	5.71	-63.78	1.14	0.05		WILSON excluded
107.86	170.93	188.45	0.00	3.31	0.29	2,364.00	
-78.00	4.00	12.00		4.00	0.00		RYAN-SYKES part excluded
29.86	174.93	200.45		7.31	0.29	2,364.00	HAMER elected 6
-29.86	4.38	7.95		2.67	0.05		RYAN-SYKES excluded
0.00	179.31	208.40		9.98	0.34	2,364.00	
	0.35	0.87		0.17	0.02		HAMER's surplus distributed
	179.66	209.27		10.15	0.36	2,364.00	
	21.30	30.25		16.75	0.00		MAHER part excluded
	200.96	239.52		26.90	0.36	2,364.00	STRINGER elected 7, JORDAN elected 8
	8.54			2.65	0.04		MAHER excluded
	209.50	239.52		29.55	0.40	2,364.00	
	0.33	-2.52		0.67	0.01		STRINGER's surplus distributed
	209.83	237.00		30.22	0.41	2,364.00	
	0.23			0.00	0.01		JORDAN's surplus distributed
	210.06	237.00		30.22	0.42	2,364.00	GRAHAM elected 9

West Coast Council – councillor election – first preferences



West Coast Council – Mayor election

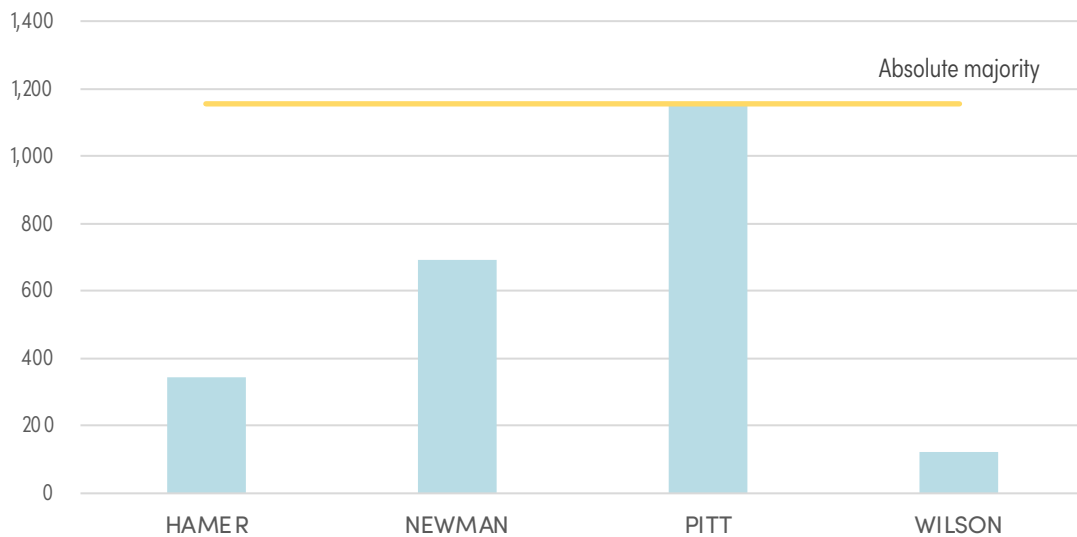
Polling closed: 2pm Tuesday 25 October 2022

Returning officer: Peter Moore

Electors enrolled:	3,061	Ballot paper adjustment:	13
Declarations returned:	2,515	Total ballot papers:	2,462
Response rate:	82.16%	Informal ballot papers:	151
Declarations rejected:	40	Informality rate:	6.13%
Declarations admitted:	2,475	Formal ballot papers:	2,311

		Candidates				Exhausted votes	Formal votes	Absolute majority	Remarks
		HAMER Liz	NEWMAN Lindsay	PITT Shane	WILSON Colin				
Count 1	First preferences	344	692	1,154	121		2,311	1,156	
Count 2	Votes transferred	42	30	34	-121	15			WILSON excluded
Total votes		386	722	1,188	0	15	2,311	1,149	PITT elected
Percentage		16.81%	31.45%	51.74%					

First preferences by mayor candidate



West Coast Council – Deputy Mayor election

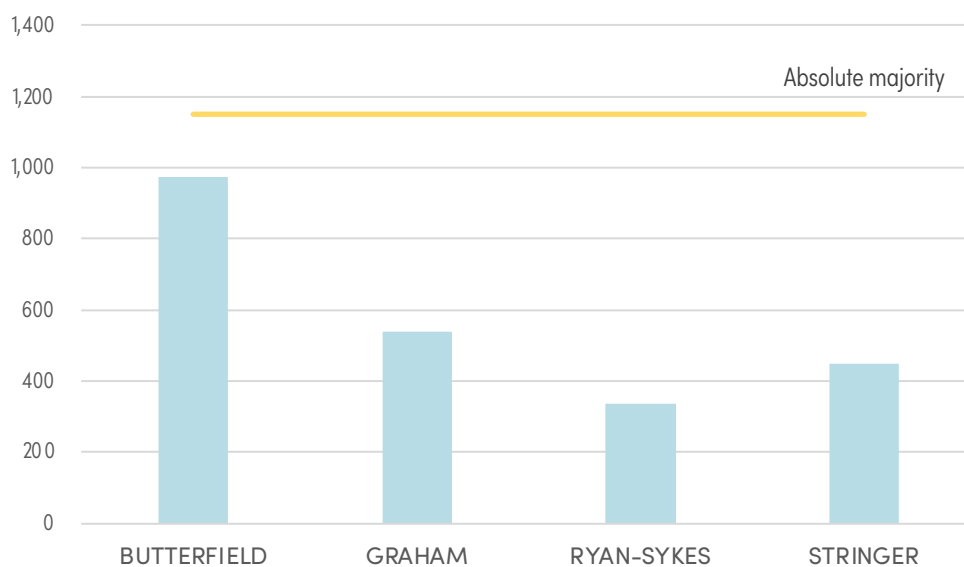
Polling closed: 2pm Tuesday 25 October 2022

Returning officer: Peter Moore

Electors enrolled:	3,061	Ballot paper adjustment:	12
Declarations returned:	2,515	Total ballot papers:	2,463
Response rate:	82.16%	Informal ballot papers:	162
Declarations rejected:	40	Informality rate:	6.58%
Declarations admitted:	2,475	Formal ballot papers:	2,301

		Candidates				Exhausted votes	Formal votes	Absolute majority	Remarks
		BUTTERFIELD Robert	GRAHAM Kerry	RYAN-SYKES Matthew	STRINGER Scott				
Count 1	First preferences	975	539	338	449		2,301	1,151	
Count 2	Votes transferred	97	95	-338	103	43			RYAN-SYKES excluded
	Total votes	1,072	634	0	552	43	2,301	1,130	
Count 3	Votes transferred	295	209		-552	48			STRINGER excluded
	Total votes	1,367	843		0	91	2,301	1,106	BUTTERFIELD elected
	Percentage	61.86%	38.14%						

First preferences by deputy mayor candidate



West Coast Council – recount results

Recount due to Councillor Ian Hall’s absence from 3 consecutive council meetings

Recount conducted 5 July 2021

Matthew Ryan-Sykes elected unopposed as councillor.

West Coast Council – by-election results

By-election due to the resignation of Councillor Leigh Styles on 21 December 2021

Polling closed: 2pm Tuesday 22 February 2022

Returning officer: Nick Kakkos

Electors enrolled:	3,019	Ballot paper adjustment:	4
Declarations returned:	1,573	Total ballot papers:	1,548
Response rate:	52.10%	Informal ballot papers:	27
Declarations rejected:	21	Informality rate:	1.74%
Declarations admitted:	1,552	Formal ballot papers:	1,521

		Candidates					Exhausted votes	Formal votes	Absolute majority	Remarks
		BUTTERFIELD Robert	HAMER Liz	IWANICKI Vikki	McKAY Anne	RYAN-SYKES Helen				
Count 1	Total votes	596	173	361	310	81		1 521	761	First preferences
Count 2	Votes transferred	17	16	31	11	- 81	6			RYAN-SYKES excluded
	Total votes	613	189	392	321	0	6	1 521	758	
Count 3	Votes transferred	64	- 189	37	68		20			HAMER excluded
	Total votes	677	0	429	389		26	1 521	748	
Count 4	Votes transferred	178		182	- 389		29			McKAY excluded
	Total votes	855		611	0		55	1 521	734	BUTTERFIELD elected
	Percentage	58.32%		41.68%						

West Coast Council - by-election results

Councillor by-election due to the resignation of Mayor Phil Vickers on 30 April 2021.

Polling closed: 2pm Tuesday 20 July 2021

Returning officer: Sarah Mathews

Electors enrolled:	3,087	Ballot paper adjustment:	20
Declarations returned:	1,808	Total ballot papers:	1,773
Response rate:	58.57%	Informal ballot papers:	14
Declarations rejected:	15	Informality rate:	0.79%
Declarations admitted:	1,793	Formal ballot papers:	1,759

		Candidates							Exhausted votes	Formal votes	Absolute majority	Remarks
		EDWARDS Jack	EVANS Philip	HAMER Liz	McKAY Anne	RYAN-SYKES Helen	SCHRADER Tom	SPRING James				
Count 1	Total votes	95	727	150	290	128	257	112		1 759	880	First preferences
Count 2	Votes transferred	- 95	16	10	16	10	16	12	15			EDWARDS excluded
	Total votes	0	743	160	306	138	273	124	15	1 759	873	
Count 3	Votes transferred		29	9	22	18	40	- 124	6			SPRING excluded
	Total votes		772	169	328	156	313	0	21	1 759	870	
Count 4	Votes transferred		30	22	41	- 156	45		18			RYAN-SYKES excluded
	Total votes		802	191	369	0	358		39	1 759	861	
Count 5	Votes transferred		50	- 191	94		35		12			HAMER excluded
	Total votes		852	0	463		393		51	1 759	855	
Count 6	Votes transferred		174		192		- 393		27			SCHRADER excluded
	Total votes		1 026		655		0		78	1 759	841	EVANS elected
	Percentage		61.04%		38.96%							

West Coast Council - by-election results

Mayor by-election due to the resignation of Mayor Phil Vickers on 30 April 2021.

Polling closed: 2pm Tuesday 20 July 2021

Returning officer: Sarah Mathews

Electors enrolled:	3,087	Ballot paper adjustment:	12
Declarations returned:	1,808	Total ballot papers:	1,781
Response rate:	58.57%	Informal ballot papers:	16
Declarations rejected:	15	Informality rate:	0.90%
Declarations admitted:	1,793	Formal ballot papers:	1,765

		Candidates					Exhausted votes	Formal votes	Absolute majority	Remarks
		EVANS Philip	HAMER Liz	PITT Shane	RYAN-SYKES Helen	SCHRADER Tom				
Count 1	Total votes	645	131	671	125	193		1 765	883	First preferences
Count 2	Votes transferred	18	21	31	- 125	39	16			RYAN-SYKES excluded
	Total votes	663	152	702	0	232	16	1 765	875	
Count 3	Votes transferred	49	- 152	59		33	11			HAMER excluded
	Total votes	712	0	761		265	27	1 765	870	
Count 4	Votes transferred	100		147		- 265	18			SCHRADER excluded
	Total votes	812		908		0	45	1 765	861	PITT elected
	Percentage	47.21%		52.79%						