



**TASMANIA**

**Local  
Government  
Election Report  
1994**

**TASMANIAN ELECTORAL OFFICE**

Level 2 Telecom Building 70 Collins Street (GPO Box 275C) Hobart Tasmania 7001

Phone 002 33 3749

Fax 002 24 0217

Freecall 008 801 701

Report prepared by Andrew Hawkey B.Sc.(Hons)

# Contents

Introduction.....	1
<b>General Statistical Summary</b>	
Return of the Postal Votes.....	8
Validation of the Declaration Envelopes.....	12
Ballot Papers Admitted and Formality.....	16
Elected Candidates.....	18
<b>Election Results for each Council</b>	
Burnie.....	24
Circular Head.....	28
Clarence City.....	30
Devonport City.....	34
Flinders.....	38
George Town.....	40
Glamorgan - Spring Bay.....	46
Glenorchy City.....	48
Hobart City.....	52
Kentish.....	56
Kingborough.....	58
Latrobe.....	60
Launceston City.....	62
New Norfolk.....	68
Sorell.....	70
Tasman.....	74
Waratah - Wynyard.....	76
West Tamar.....	78
<b>Recount Results</b>	
George Town.....	82
New Norfolk.....	84
<b>Attachments</b>	
Ballot Material (Illustrations)	
Advertising - Examples	



## Introduction

This report provides a summary and analysis of the 1994 Tasmanian Local Government Elections conducted in accordance with the *Local Government Act 1993*. The information in this report can be provided on floppy disc in Word and Excel.

### Background

The new *Local Government Act 1993* set out a number of changes to the way in which Council elections are conducted in Tasmania. In particular, the Act prescribed a new role for the Chief Electoral Officer who is now responsible for the supervision of local government elections and for undertaking some specific tasks. These tasks include the production of ballot papers, approval of forms and procedures, the appointment of returning officers, public awareness and statutory advertising.

The *Local Government (Special Elections) Act 1993* further provided that, for 1994 only, all seventeen Council elections would be conducted by universal postal ballot. A review of the trial operation of the postal ballot system is being separately conducted.

Tasmania's former 46 Councils were amalgamated into 29 Councils during 1993, with elections being conducted in some of those Councils during that year. The remaining seventeen councils were required to have general elections in 1994. Only two of these seventeen Councils (Launceston City and Sorell) remain divided, both into three Districts (formerly Wards).

The Glamorgan-Spring Bay Council was required to have a by-election, following a Councillor resignation, and this was conducted simultaneously with the other seventeen councils.

A total of 301 candidates stood for 173 councillor or mayoral positions. All positions were contested other than the Sorell Council District of Dodges Ferry, where all four Councillor positions were filled without a ballot being required.

Under the new Act, Councillors have a four year term of office, with half of the positions being elected biennially in even numbered years.

In 1994 only, all Councillor positions were declared vacant except for those on the Burnie, Devonport, Glenorchy and Hobart City Councils, where only half the councillor positions went to election. Where full council elections were held, some Councillors have been elected for two year terms.

Mayor and Deputy Mayor elections were held in conjunction with Councillor elections for the Burnie, Clarence, Devonport, Glenorchy, and Hobart City Councils. Mayor and Deputy Mayor elections for other councils were elected by the Councillors.

## **Electoral Franchise**

The enrolment eligibility for local government elections was significantly changed by the 1993 Local Government Act. Persons enrolled for the House of Assembly in respect of an address within the municipal area are automatically enrolled. Other persons who own or occupy land in the municipal area, or are the nominated representative of a corporate body which owns or occupies land in the municipal area, are also eligible to enrol, but must lodge an application with the General Manager.

Previously rate-payers were automatically enrolled and other residents were eligible to apply for enrolment.

The changed franchise in 1994 resulted in an increase of approximately 25% in the number of eligible voters.

Enrolment statistics are shown for both the House of Assembly roll and the General Manager's roll for each municipal area. Some 5,436 or 2.19% enrolled on the General Managers' rolls in the short time available.

## **Electoral System**

All elections for Councillor positions are required to be conducted using a multi-member proportional representation electoral system. This is directly modelled on the Hare-Clark system used for Tasmanian House of Assembly elections.

Under the Hare-Clark electoral system, ballot papers are distributed at either full or fractional transfer values. Due to the relatively small number of electors in some municipal areas, the Local Government Act specifies that all ballot papers be multiplied by 100 to reduce the loss of votes by fraction. The "Robson Rotation" system used for House of Assembly elections to rotate the order in which candidates names appear on ballot papers is not used for Local Government elections.

A feature of the Hare-Clark electoral system is that vacant seats are filled by recount rather than by-elections. At a recount, only the ballot papers which were used to elect the vacating Councillor are used to elect a replacement. These ballot papers are distributed to consenting candidates, not elected at the original election, who start at zero. To be elected a candidate requires a majority of the distributed votes.

Following the 1994 elections, two recounts have already been conducted and statistical summaries for these are included in the report.

Mayors and Deputy Mayors are elected by either the electors or the Councillors. Mayoral elections, by the electors, were conducted by postal vote in conjunction with councillor elections and use the preferential electoral system. Statistical summaries for these are included in the report.

## Postal Voting System

The election was conducted by universal postal voting. All enrolled electors were automatically sent a postal ballot pack.

The postal ballot pack comprised of three envelopes, voting instructions, ballot paper(s), and candidate statements. Illustrations have been provided at the end of this report.

The three envelopes were: a window face outer envelope for enclosing all ballot material being posted out, a reply paid envelope for returning ballot papers at no cost to voters, and a ballot paper envelope in which the completed ballot paper(s) was placed.

The ballot paper envelope had a perforated extension to the flap on which a declaration was printed. This declaration was required to be signed and witnessed. To ensure the secrecy of the ballot, the flap was torn off prior to the envelope being opened and the ballot paper removed for counting.

Candidates were invited to submit statements with their nomination form for distribution in each postal pack. These statements were limited to a maximum of 150 words and were to provide information about candidates to assist voters in making an informed choice. They are intended to supplement, rather than replace, other means of candidate advertising.

### 1994 Election Timetable

24 January	Public awareness program to commence this week.
14 February	Notice of election published.
21-25 February	Nomination period.
25 February	Nominations closed at 12 noon. Electoral Rolls closed at 6.00 pm.
14-16 March	Ballot material delivered to electors by post
14-26 March	Polling period: 9.00 am - 5.00 pm week days and 8.00 am - 6.00 pm on Polling Day
26 March	Polling Day
27-31 March	Results released progressively

### Public Information And Awareness

An extensive public information and awareness program was conducted in relation to the 1994 Local Government Elections. The "Support the Locals" campaign aimed to:

- create a greater awareness of the role and relevance of Local Government and hence the need for electors to participate in the election.
- inform the electors of the new legislation with respect to changed enrolment eligibility and the need for some electors previously automatically enrolled to apply for enrolment.
- inform electors of the introduction of universal postal voting and encourage them to get their votes in on time.

The campaign included advertising on television and in newspapers, together with the use of radio to encourage voting during the polling period. A 008 freecall phone number was advertised and staffed to answer elector inquiries.

The election generated considerable public debate on talk back and current affairs programs, and in newspaper columns and editorials. Graphs showing the response rates for each council were provided to newspapers for publication throughout the voting period. The ABC actively supported the campaign by running supplied TV and radio material as community information.

### **Elector Participation**

Voting in Tasmanian Local Government elections is not compulsory.

As previously mentioned, the new franchise in 1994 resulted in an increase of approximately 25% in the number of eligible voters. Extrapolating from past elections, the percentage response rate for these eighteen councils combined has increased from about 22% to 55%. The combined effect of the wider franchise and higher response rate has been to triple the voter participation. Given that the previous ward based electoral system often resulted in uncontested seats, the actual number of voters voting at elections has quadrupled.

### **Format Of Report**

The report consists of four sections:

- General State-wide summary of election Statistics
- Election Results for Individual Councils
- Recount Results
- Attachments

The general summary section provides statistics for the different aspects of the postal voting system, election analysis and a summary of the candidates elected.

The election results section provides a double page spread for each councillor and mayoral election. The first page consists of a graph displaying the distribution of the primary votes between the candidates. The second page provides the distribution of preferences in tabulated form. It should be pointed out that the first preferences of each Councillor candidate have been multiplied by 100, as mentioned previously.

The recount section provides the results of the George Town and New Norfolk recounts and follows the result section format.

The attachment section provides examples and illustrations of ballot and advertising material.

## Thank you

I would like to thank:

- General Managers and staff of the 18 Councils for their co-operation.
- Australia Post for their assistance and ready co-operation in developing and implementing the postal ballot system.
- The Australian Electoral Commission for providing professional returning officers, scrutiny staff and the electoral roll data.
- The Department of Justice information technology staff for their dedicated and professional assistance in reformatting the electoral roll databases for printing electoral rolls and addressing postal ballot packs.
- The media in Tasmania for their interest in and promotion of the democratic process in general and these local government elections in particular.
- The staff of the Tasmanian Electoral Office for their hard work and support.

David Farrell

CHIEF ELECTORAL OFFICER

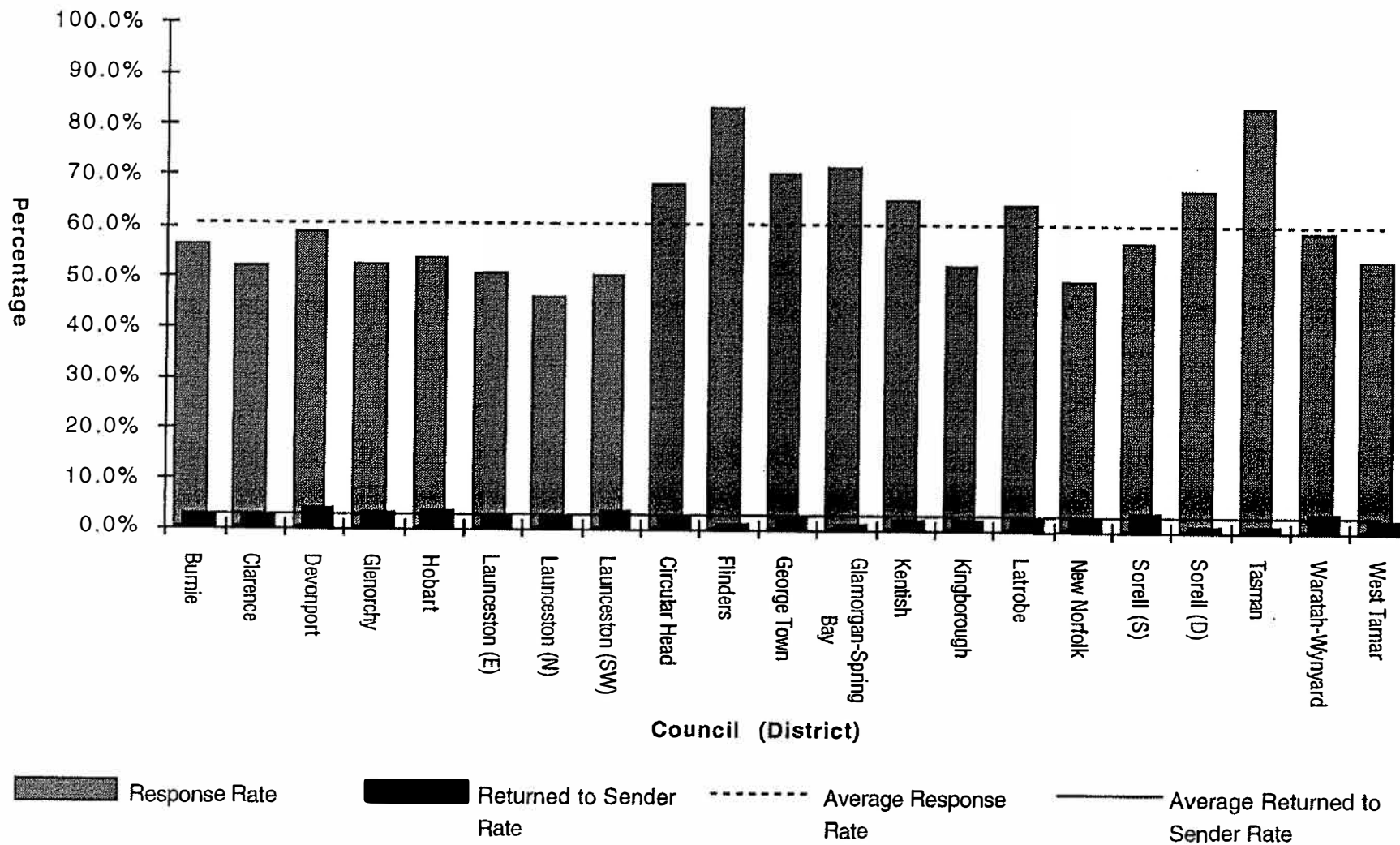
2 June 1994





# General Statistical Summary

### Response & Returned to Sender Rates

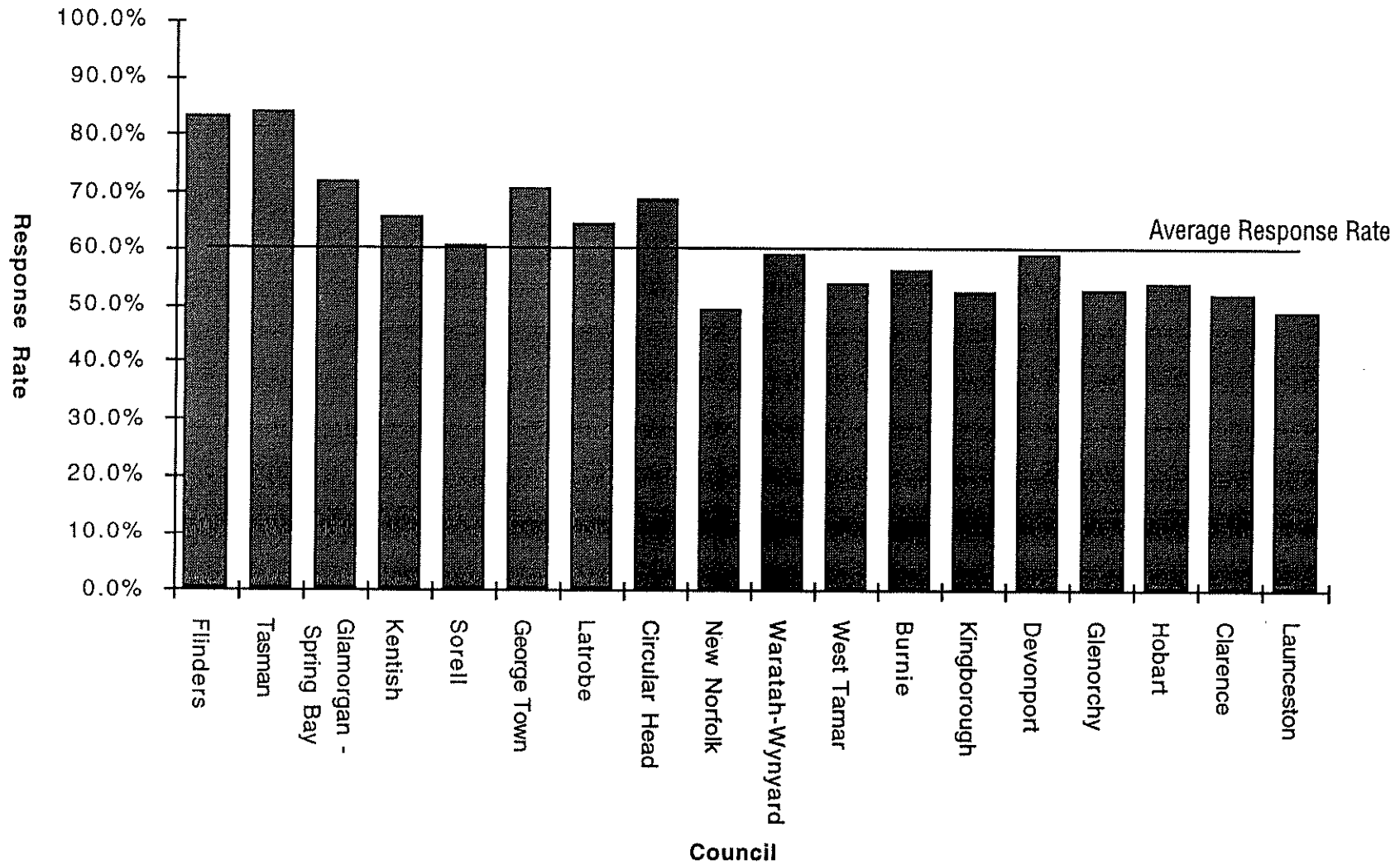


## STAGE 1: Return of the Postal Votes

	Electors Enrolled	Declarations* Returned	Response Rate	Returned to Sender	Returned to Sender Rate	Late Returns
Burnie	14572	8244	56.6%	446	3.1%	36
Clarence	34830	18174	52.2%	807	2.3%	75
Devonport	17933	10596	59.1%	718	4.0%	8
Glenorchy	32056	16913	52.8%	1116	3.5%	67
Hobart	33887	18328	54.1%	1223	3.6%	108
Launceston - East	15702	7969	50.8%	394	2.5%	2
- North	14181	6538	46.1%	438	3.1%	11
- S.West	15671	7897	50.4%	581	3.7%	10
Circular Head	5712	3923	68.7%	143	2.5%	18
Flinders	781	651	83.4%	11	1.4%	0
George Town	5068	3580	70.6%	138	2.7%	0
Glamorgan - Spring Bay	3428	2471	72.1%	48	1.4%	19
Kentish	3542	2326	65.7%	78	2.2%	0
Kingborough	17841	9394	52.7%	403	2.3%	29
Latrobe	5259	3396	64.6%	163	3.1%	0
New Norfolk	6466	3205	49.6%	178	2.8%	8
Sorell - Sorell	3057	1755	57.4%	110	3.6%	7
- Dunalley	1385	936	67.6%	19	1.4%	3
Tasman	2039	1711	83.9%	28	1.4%	2
Waratah-Wynyard	9919	5886	59.3%	355	3.6%	8
West Tamar	13275	7166	54.0%	353	2.7%	3
<b>State Totals</b>	<b>256604</b>	<b>141059</b>	<b>55.0%</b>	<b>7750</b>	<b>3.0%</b>	<b>414</b>
<b>Average Response Rate</b>			<b>60.5%</b>			
<b>Average Returned to Sender Rate</b>					<b>2.7%</b>	
<b>State Late Returns Rate</b>						<b>0.2%</b>

\* Number of Declaration Envelopes returned

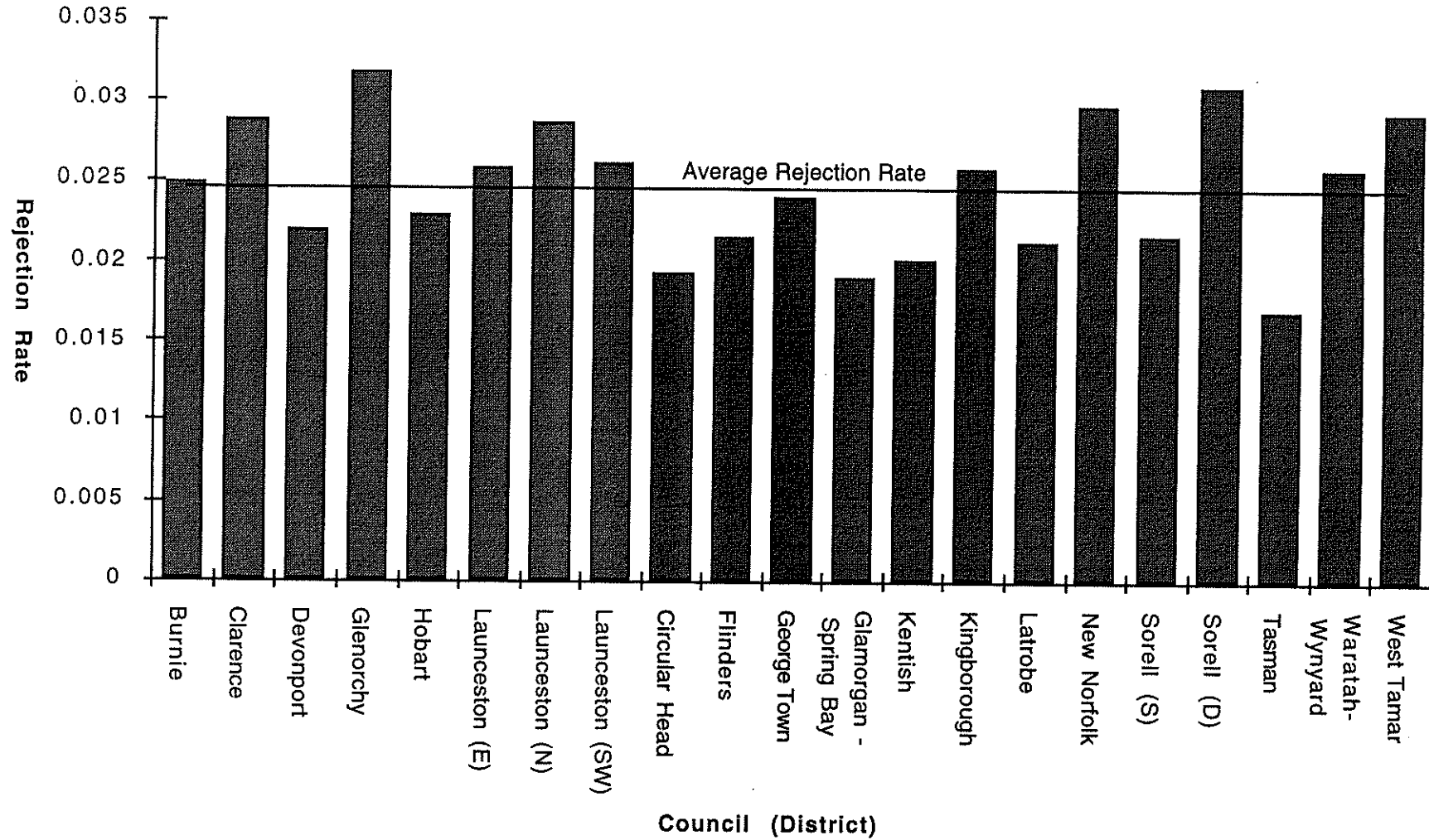
Response Rates in order of Council Enrolment



## Council Enrolment in order of Response Rate

	Electors Enrolled	House of Assembly Roll	General Managers Roll	Response Rate
Tasman	2039	1470	569	83.9%
Flinders	781	701	80	83.4%
Glamorgan - Spring Bay	3428	2947	481	72.1%
George Town	5068	4639	429	70.6%
Circular Head	5712	5613	99	68.7%
Kentish	3542	3526	16	65.7%
Latrobe	5259	5230	29	64.6%
Sorell	4442	4382	60	60.6%
Waratah - Wynyard	9919	9673	246	59.3%
Devonport	17933	17723	210	59.1%
Burnie	14572	14264	308	56.6%
Hobart	33887	32849	1038	54.1%
West Tamar	13275	12923	352	54.0%
Glenorchy	32056	31777	279	52.8%
Kingborough	17841	17440	401	52.7%
Clarence	34830	34576	254	52.2%
New Norfolk	6466	6415	51	49.6%
Launceston	45554	45020	534	49.2%
Total	256604	251168	5436	55.0%

### Rejection Rates



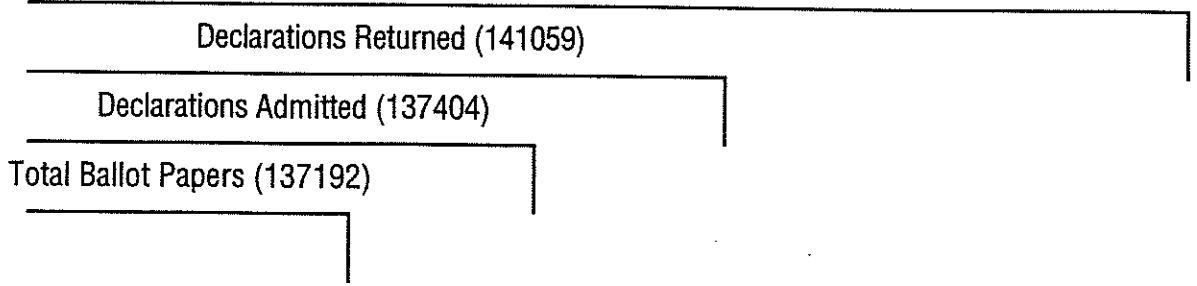
## STAGE 2: Validation of the Declaration Envelopes

	Declarations Returned	Declarations Rejected	Declarations Admitted	Rejection Rate
Burnie	8244	205	8039	2.5%
Clarence	18174	523	17651	2.9%
Devonport	10596	233	10363	2.2%
Glenorchy	16913	538	16375	3.2%
Hobart	18328	420	17908	2.3%
Launceston - East	7969	206	7763	2.6%
- North	6538	187	6351	2.9%
- S.West	7897	206	7691	2.6%
Circular Head	3923	76	3847	1.9%
Flinders	651	14	637	2.2%
George Town	3580	86	3494	2.4%
Glamorgan - Spring Bay	2471	47	2424	1.9%
Kentish	2326	47	2279	2.0%
Kingborough	9394	242	9152	2.6%
Latrobe	3396	72	3324	2.1%
New Norfolk	3205	95	3110	3.0%
Sorell - Sorell	1755	38	1717	2.2%
- Dunalley	936	29	907	3.1%
Tasman	1711	29	1682	1.7%
Waratah - Wynyard	5886	152	5734	2.6%
West Tamar	7166	210	6956	2.9%
State Totals	141059	3655	137404	2.6%
Average Rejection Rate				2.5%

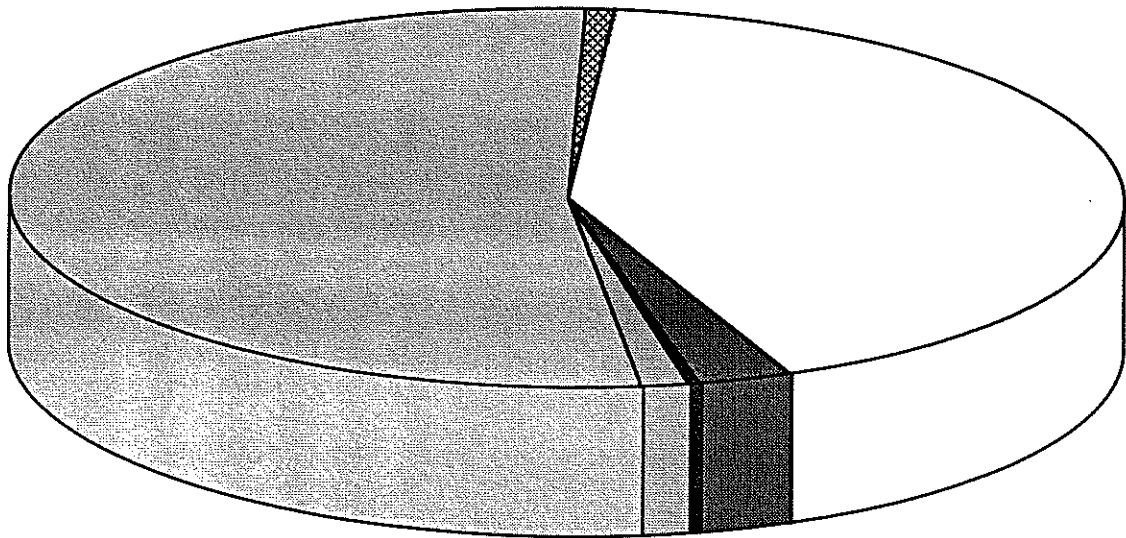


# Break up of Postal Votes

Electors Enrolled (256604)



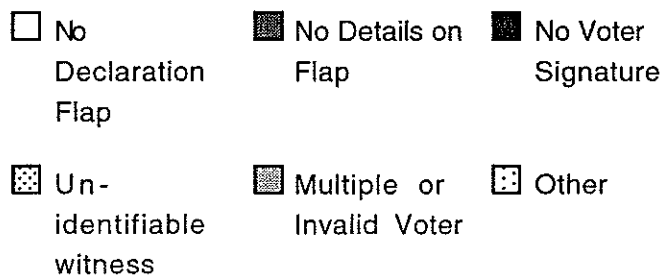
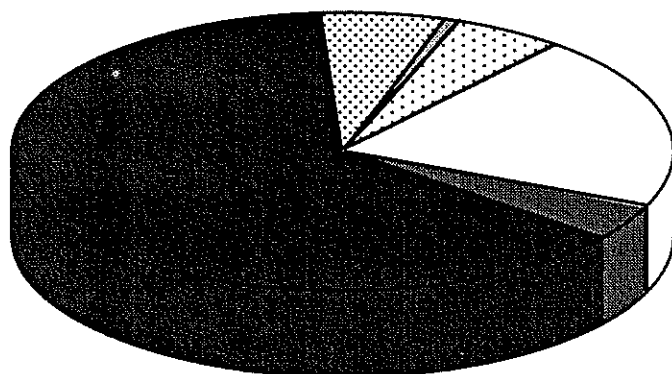
	Formal Votes	Informal Ballot Papers	Ballot Paper Adjustments	Declarations Rejected	Late Returns	Returned to Sender	Ballots not Returned
Totals	135078	2114	212	3655	406	7176	107963
Percentage	52.6%	0.8%	0.1%	1.4%	0.2%	2.8%	42.1%



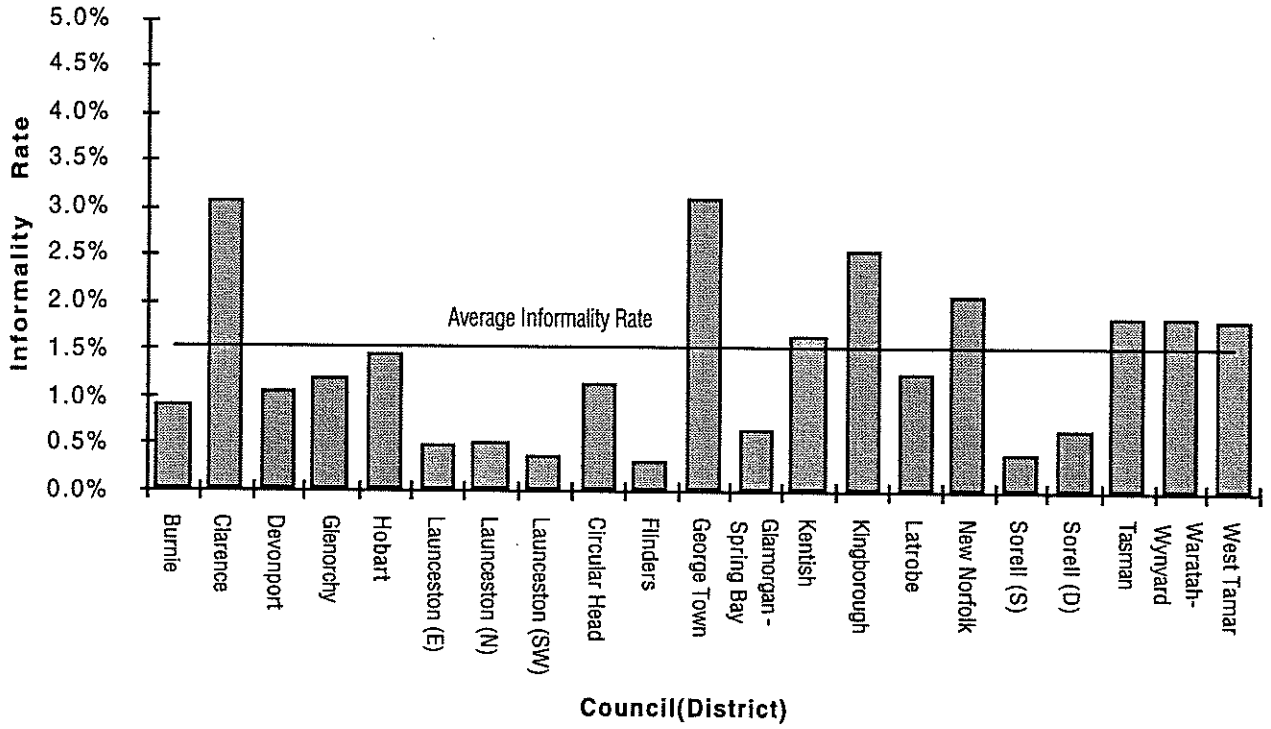
- Not Returned
- Returned to Sender
- Late Returns
- Declarations Rejected
- Ballot Paper Adjustments
- Formal Votes
- Informal Ballot Papers

## Break up of Declarations Rejected

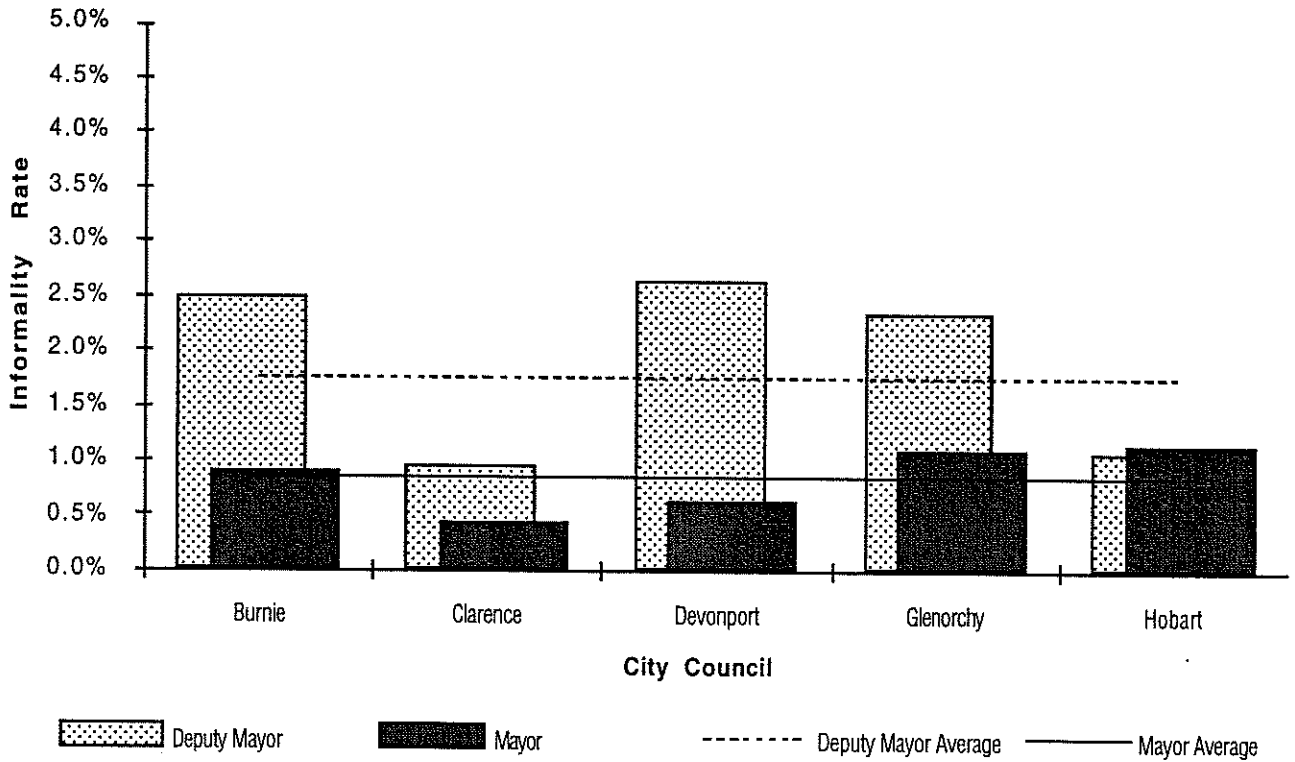
	Declarations Rejected	No Declaration Flap	No Details on Flap	No Voter Signature	Un-identifiable witness	Multiple or Invalid Voter	Other
Burnie	205	41	6	139	15	0	4
Clarence	523	77	7	344	41	9	45
Devonport	233	29	0	155	16	0	33
Glenorchy	538	143	52	309	21	5	8
Hobart	420	89	26	288	12	3	2
Launceston - East	206	51	18	122	10	0	5
- North	187	35	13	124	13	0	2
- S.West	206	58	7	108	23	1	9
Circular Head	76	25	1	43	2	0	5
Flinders	14	3	0	9	2	0	0
George Town	86	17	2	56	9	1	1
Glamorgan - Spring Bay	47	13	3	18	1	0	12
Kentish	47	7	0	31	7	0	2
Kingborough	242	39	0	152	19	5	27
Latrobe	72	10	0	41	6	0	15
New Norfolk	95	26	4	59	2	0	4
Sorell - Sorell	38	5	2	27	2	0	2
- Dunalley	29	13	0	12	3	1	0
Tasman	29	0	3	22	2	1	1
Waratah - Wynyard	152	26	3	107	11	0	5
West Tamar	210	47	4	142	11	0	6
<b>Totals</b>	<b>3655</b>	<b>754</b>	<b>151</b>	<b>2308</b>	<b>228</b>	<b>26</b>	<b>188</b>
<b>Percentage</b>	<b>100.0%</b>	<b>20.6%</b>	<b>4.1%</b>	<b>63.1%</b>	<b>6.2%</b>	<b>0.7%</b>	<b>5.1%</b>



### Informality Rates for Councillor Elections



### Informality Rates for Mayoral Elections



## STAGES 3-4: Ballot Papers Admitted & Formality

	Declarations Admitted	Ballot Paper Adjustments *	Total Ballot Papers	Formal Votes	Informal Ballot Papers	Informality Rate
<b>Burnie</b>						
Councillors	8039	26	8013	7938	75	0.9%
Mayor		26	8013	7942	71	0.9%
Deputy Mayor		26	8013	7813	200	2.5%
<b>Clarence</b>						
Councillors	17651	62	17589	17047	542	3.1%
Mayor		39	17612	17535	77	0.4%
Deputy Mayor		39	17612	17441	171	1.0%
<b>Devonport</b>						
Councillors	10363	11	10352	10242	110	1.1%
Mayor		23	10340	10274	66	0.6%
Deputy Mayor		23	10340	10066	274	2.6%
<b>Glenorchy</b>						
Councillors	16375	11	16364	16166	198	1.2%
Mayor		7	16368	16190	178	1.1%
Deputy Mayor		7	16368	15986	382	2.3%
<b>Hobart</b>						
Councillors	17908	46	17862	17601	261	1.5%
Mayor		10	17898	17693	205	1.1%
Deputy Mayor		10	17898	17704	194	1.1%
<b>Launceston - East</b>	7763	9	7754	7716	38	0.5%
- North	6351	6	6345	6312	33	0.5%
- S.West	7691	9	7682	7653	29	0.4%
<b>Circular Head</b>	3847	2	3845	3801	44	1.1%
<b>Flinders</b>	637	0	637	635	2	0.3%
<b>George Town</b>	3494	5	3489	3381	108	3.1%
<b>Glamorgan - Spring Bay</b>	2424	3	2421	2405	16	0.7%
<b>Kentish</b>	2279	0	2279	2241	38	1.7%
<b>Kingborough</b>	9152	8	9144	8908	236	2.6%
<b>Latrobe</b>	3324	0	3324	3282	42	1.3%
<b>New Norfolk</b>	3110	1	3109	3044	65	2.1%
<b>Sorell - Sorell</b>	1717	0	1717	1710	7	0.4%
- Dunalley	907	2	905	899	6	0.7%
<b>Tasman</b>	1682	0	1682	1651	31	1.8%
<b>Waratah-Wynyard</b>	5734	8	5726	5620	106	1.9%
<b>West Tamar</b>	6956	3	6953	6826	127	1.8%

### State Totals

Councillors	137404	212	137192	135078	2114	1.5%
Mayors	70336	105	70231	69634	597	0.9%
D. Mayor	70336	105	70231	69010	1221	1.7%

### Average Informality Rate

Councillors	1.4%
Mayors	0.8%
Deputy Mayor	1.9%

\* Ballot Adjustments account for:

Declaration Envelopes not containing Ballot Papers, or  
Declaration Envelopes containing more than one ballot for an election

# Elected Candidates

## **BURNIE CITY COUNCIL**

**Councillors** (6 elected from 11 candidates)

4 year terms

ATKINS Noel William

CURRIE David

KONS Steven

MUNRO John

TANNER Jane

ELPHINSTONE Ross Lyon

**Mayor** (2 candidates)

FRENCH Sandra

**Deputy Mayor** (2 candidates)

SMITH Graeme Evan

## **CIRCULAR HEAD COUNCIL**

**Councillors** (10 elected from 14 candidates)

4 year terms

SCHOENMAKER Wendy Marilyn

HINE William Ross

SMITH James

WELDON Michael William

AMBROSE Robert

2 year terms

STEPHENS Nicki

QUILLIAM Daryl

CHARLES Bernard John

BROWN Peter Francis

DUNN Robert L

## **CLARENCE CITY COUNCIL**

**Councillors** (12 elected from 17 Candidates)

4 year terms

EDWARDS Cathy

READETT Michael

JAMES Richard

GLOVER Leslie

TRAYNOR David

PEERS John Phillip

2 year terms

ROGERSON John

EVANS Beverley

EDDINGTON David W

RYAN Bill

GEURSEN Marjan Irene

CAMPBELL Jock

**Mayor** (3 candidates)

EDWARDS Cathy

**Deputy Mayor** (5 candidates)

GLOVER Leslie

## **DEVONPORT CITY COUNCIL**

**Councillors** (6 elected from 11 candidates)

4 year terms

SQUIBB Geoff

KONETSCHNIK Fred

BEST Brenton

BINKS Mary

BYRNE Clarrie

BARDEN Rodney (Jake)

**Mayor** (3 candidates)

SQUIBB Geoff

**Deputy Mayor** (2 candidates)

DAY Ian

# Elected Candidates

## FLINDERS COUNCIL

**Councillors** (9 elected from 15 candidates)

4 year terms

HOLLOWAY Shirley Anne

MASON Lynn

ANDERSON David Ross

COOPER Helen Diane

OAKENFULL Ken

2 year terms

MacQUEEN Norman

BOWMAN John

KLUG Terence

McCORMICK Roy

## GLENORCHY CITY COUNCIL

**Councillors** (6 elected from 15 candidates)

4 year terms

MARTIN Terry

MILBURN Leigh

CAMILLERI Colin

BLIGHT Chris

LUCAS Christine

JURY John

**Mayor** (2 candidates)

MARTIN Terry

**Deputy Mayor** (3 candidates)

MILBURN Leigh

## GEORGE TOWN COUNCIL

**Councillors** (12 elected from 27 candidates)

4 year terms

WIDDOWSON John

FULTON Len

NEILSEN Graeme

ZIMMERMAN Jane Louise

DOHERTY Mike

LESLIE Allan (Dicky)

2 year terms

COOGAN Peter

OSBORNE John Anthony

ARCHER Lawrence David

BARWICK Heather

SULLIVAN Pat

WHITTAKER Kevin

## HOBART CITY COUNCIL

**Councillors** (6 elected from 17 candidates)

4 year terms

KENNEDY Doone

BONHAM Pru

ARCHER Lyn

MALCOLM Ian

HURBURGH Andrew

BRISCOE Jeff

**Lord Mayor** (2 candidates)

KENNEDY Doone

**Deputy Lord Mayor** (4 candidates)

BONHAM Pru

## GLAMORGAN-SPRING BAY COUNCIL

**Councillor** (1 elected from 3 candidates)

2 year term remaining of the seat

TAYLOR Wayne

# Elected Candidates

## **KENTISH COUNCIL**

**Councillors** (10 elected from 15 candidates)

4 year terms

TIMMERMAN John  
CONNORS Lawrence Francis  
BRAMICH Christopher John  
RICHARDS Bertram George  
MOYLE Grant

2 year terms

BRAID Les  
SHERRIFF Wayne  
COX Carl Henry  
GEE Roger Mitchell  
LOVETT Peter John

## **KINGBOROUGH COUNCIL**

**Councillors** (12 elected from 16 candidates)

4 year terms

FOX Flora  
HAZELL Donald Robert  
ABBOTT Nigel  
GEE Reginald Seymour  
WILSON Oliver J  
BUCHAN Fiona

2 year terms

VERDOUW Gerry  
O'FARRELL Edward  
BUSH Julian  
CHATTERTON Paul  
HIGGINS Leigh Maxwell  
BARNES Tom

## **LATROBE COUNCIL**

**Councillors** (9 elected from 18 candidates)

4 year terms

FORD Miles W  
SIMS Garry  
POULTON Gary Micheal  
PARKER Dudley  
JAFFRAY Helen

2 year terms

ROCKLIFF Rick  
THORNE Des  
GAFFNEY Michael  
CAMPBELL R W(Bert)

## **LAUNCESTON CITY COUNCIL**

### *EAST DISTRICT*

**Councillors** (4 elected from 5 candidates)

4 year terms

BROOKES George  
SMART Margot

2 year terms

McKENDRICK Robin  
DOWLING Graeme

### *NORTH DISTRICT*

**Councillors** (4 elected from 5 candidates)

4 year terms

LEES John  
WADDLE Annette

2 year terms

SHIPP Ray  
BARKER Max

### *SOUTH WEST DISTRICT*

**Councillors** (4 elected from 5 candidates)

4 year terms

PECK Tony  
TSINOGLOU Ananias (Jimmy)

2 year terms

ROUTLEY Ian  
BEAMS Graeme

# Elected Candidates

## NEW NORFOLK COUNCIL

**Councillors** (12 elected from 16 candidates)

4 year terms

BROMFIELD Judy  
HOWARD Roydon Leslie  
GLOVER Leon David  
COLLIDGE Ron  
BRITTON Kenneth Ian  
BEATTIE Denis Lyell

2 year terms

BINNY Peter David  
BEAN Ivan Charles  
WHITE Jim  
PARKER Richard  
MORRIS Tim  
WOOD Rosalie

## SORELL COUNCIL

*DODGES FERRY DISTRICT*

**Councillors** ( all 4 candidates elected )

4 year terms

POOL John  
MORLEY Jeffrey John

2 year terms

McGUIRE Michael John  
TORENIUS Carmel Louise

*DUNALLEY DISTRICT*

**Councillors** (4 elected from 5 candidates)

4 year terms

GRAY A B (Sandy)  
WARD Keith

2 year terms

SIMMONDS Peter  
DUNBABIN James M

*SORELL DISTRICT*

**Councillors** (4 elected from 8 candidates)

4 year terms

DEAN Bryan  
GILL Graeme John

2 year terms

TRENHAM Nicki  
KREGOR John F

## TASMAN COUNCIL

**Councillors** (9 elected from 17 candidates)

4 year terms

NOYE Neil  
WILSON Peter John  
KERSTAN Siggie  
SKEGGS Rhona  
McGINNISS Rosemary Jean

2 year terms

SELF Roger John  
ETTERSHANK George  
JONES Craig Lindsay  
HEYWARD Keith

## WARATAH-WYNYARD COUNCIL

**Councillors** (10 elected from 13 candidates)

4 year terms

CHALK Roger George  
DIXON Cyril Gurnhill  
BESWICK Andrew Murray  
WALSH Suzan Lillian  
FAGAN Joseph

2 year terms

RANSLEY Francis  
FRENCH W A (Bill)  
DAVIS Mark  
FENTON Malcolm  
HAWLEY Maxwell Louis

## WEST TAMAR COUNCIL

**Councillors** (9 elected from 16 candidates)

4 year terms

EASTHER Barry Maxwell  
ROACH Trevor William  
GRIFFITHS Eldon Henry  
WALSH Pat  
WALTERS Hubert G (Smokey)

2 year terms

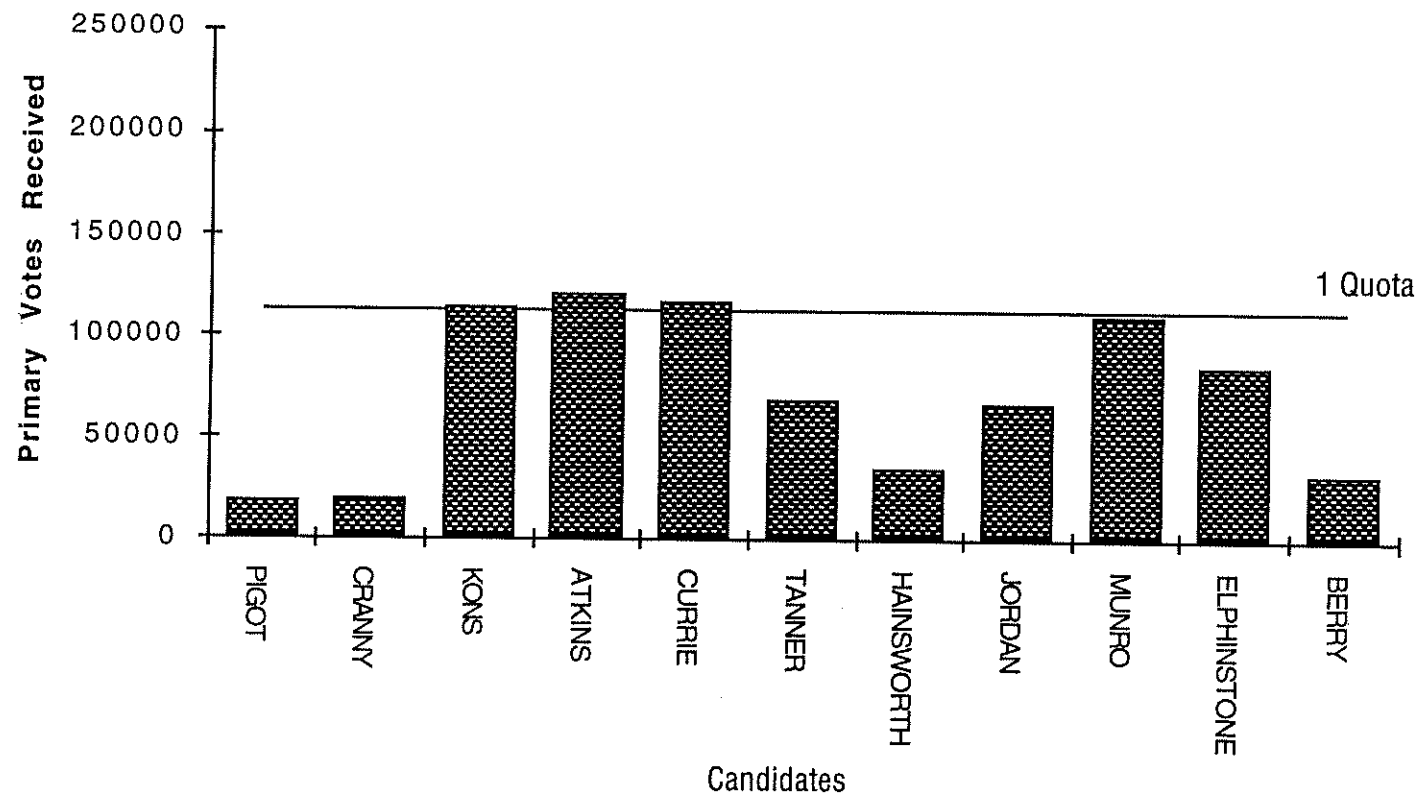
WEBB Joan  
MURRAY Patrick R  
CLARK John B  
PEARN Richard





Election Results  
for each  
Council

### Burnie City Council



# Burnie City Council

Polling closed at 6 pm Saturday 26 March 1994

Electors enrolled : 14572

Declarations returned : 8244

Response rate : 56.6 %

Declarations rejected : 205

Declarations admitted : 8039

Rejection rate : 2.5 %

Ballot paper adjustment : 26

Total ballot papers : 8013

Formal votes : 7938

Informal ballot papers : 75

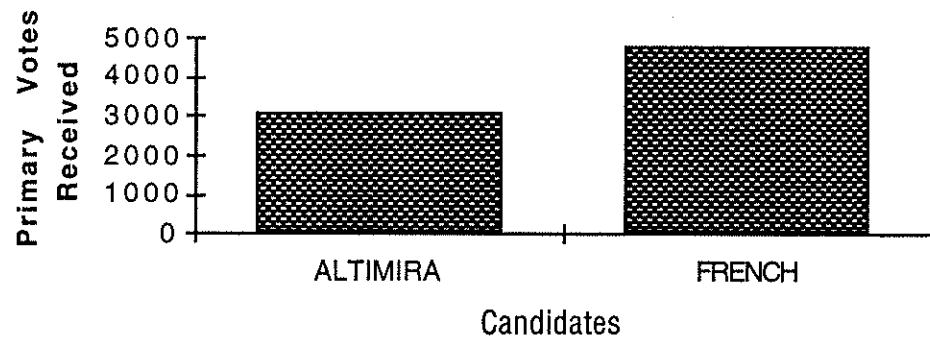
Informality rate : 0.9 %

## Distribution of preferences (multiplied by 100)

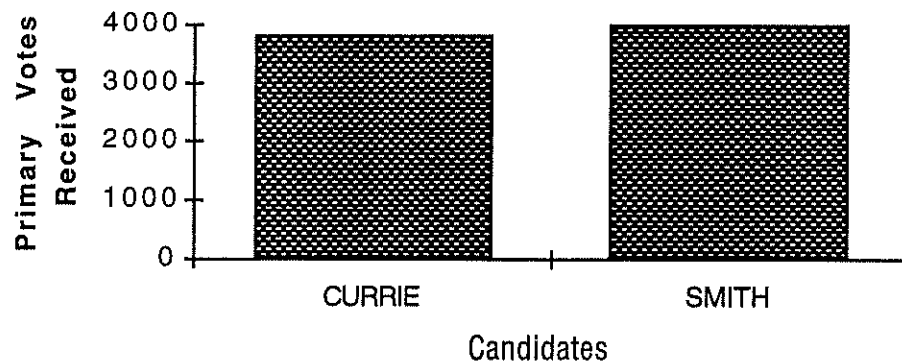
$$\text{Quota} = \frac{7938 \times 100}{6+1} + 1 = 113401$$

		Candidates											Exhausted votes	Loss by Fraction	Total first preferences	Remarks
		PIGOT	CRANNY	KONS	ATKINS	CURRIE	TANNER	HAINSWORTH	JORDAN	MUNRO	ELPHINSTONE	BERRY				
Count 1	Total	18500	20200	115100	120900	116800	69200	36000	67700	110500	86000	32900			793800	ATKINS 1, CURRIE 2, KONS 3 ELECTED
Count 2	Votes transferred	334	359		-7499		1544	626	1240	2059	1023	310		4		Atkins surplus distributed
	Progress totals	18834	20559	115100	113401	116800	70744	36626	68940	112559	87023	33210	0	4	793800	
Count 3	Votes transferred	165	226			-3399	707	276	474	960	378	209		4		Currie surplus distributed
	Progress totals	18999	20785	115100	113401	113401	71451	36902	69414	113519	87401	33419	0	8	793800	MUNRO 4 ELECTED
Count 4	Votes transferred	73	134		-1699		426	149	366		363	185		3		Kons surplus distributed
	Progress totals	19072	20919	113401	113401	113401	71877	37051	69780	113519	87764	33604	0	11	793800	
Count 5	Votes transferred	5	2				14	6	25	-118	48	15		3		Munro surplus distributed
	Progress totals	19077	20921	113401	113401	113401	71891	37057	69805	113401	87812	33619	0	14	793800	
Count 6-10	Votes transferred	-19077	6929				3708	1265	1900		2925	2341		9		Pigot Excluded
	Progress totals	0	27850	113401	113401	113401	75599	38322	71705	113401	90737	35960	0	23	793800	
Count 11-20	Votes transferred		-27850				15419	4032	3226		1753	3405		15		Cranny Excluded
	Progress totals		0	113401	113401	113401	91018	42354	74931	113401	92490	39365	0	38	793800	
Count 21-36	Votes transferred						11691	7267	8854		11537	-39365		14		Berry Excluded
	Progress totals			113401	113401	113401	102709	49621	83785	113401	104027	0	2	52	793800	
Count 37	Votes transferred						16200	-36000	9500		10200			100		Hainsworth part Excluded
	Progress totals			113401	113401	113401	118909	13621	93285	113401	114227		102	52	793800	TANNER 5, ELPHINSTONE 6 ELECTED

### Burnie City Mayor



### Burnie City Deputy Mayor



# Burnie City Council

Polling closed at 6 pm Saturday 26 March 1994

Electors enrolled : 14572

Declarations returned : 8244

Response rate : 56.6 %

Declarations rejected : 205

Declarations admitted : 8039

Rejection rate : 2.5 %

Ballot paper adjustment : 26

Total ballot papers : 8013

## Mayor

Formal votes : 7942

Informal ballot papers : 71

Informality rate : 0.9 %

		Candidates		Total first preferences	Remarks
		ALTIMIRA	FRENCH		
Count 1	Total	3 1 1 9	4 8 2 3	7 9 4 2	FRENCH ELECTED MAYOR

## Deputy Mayor

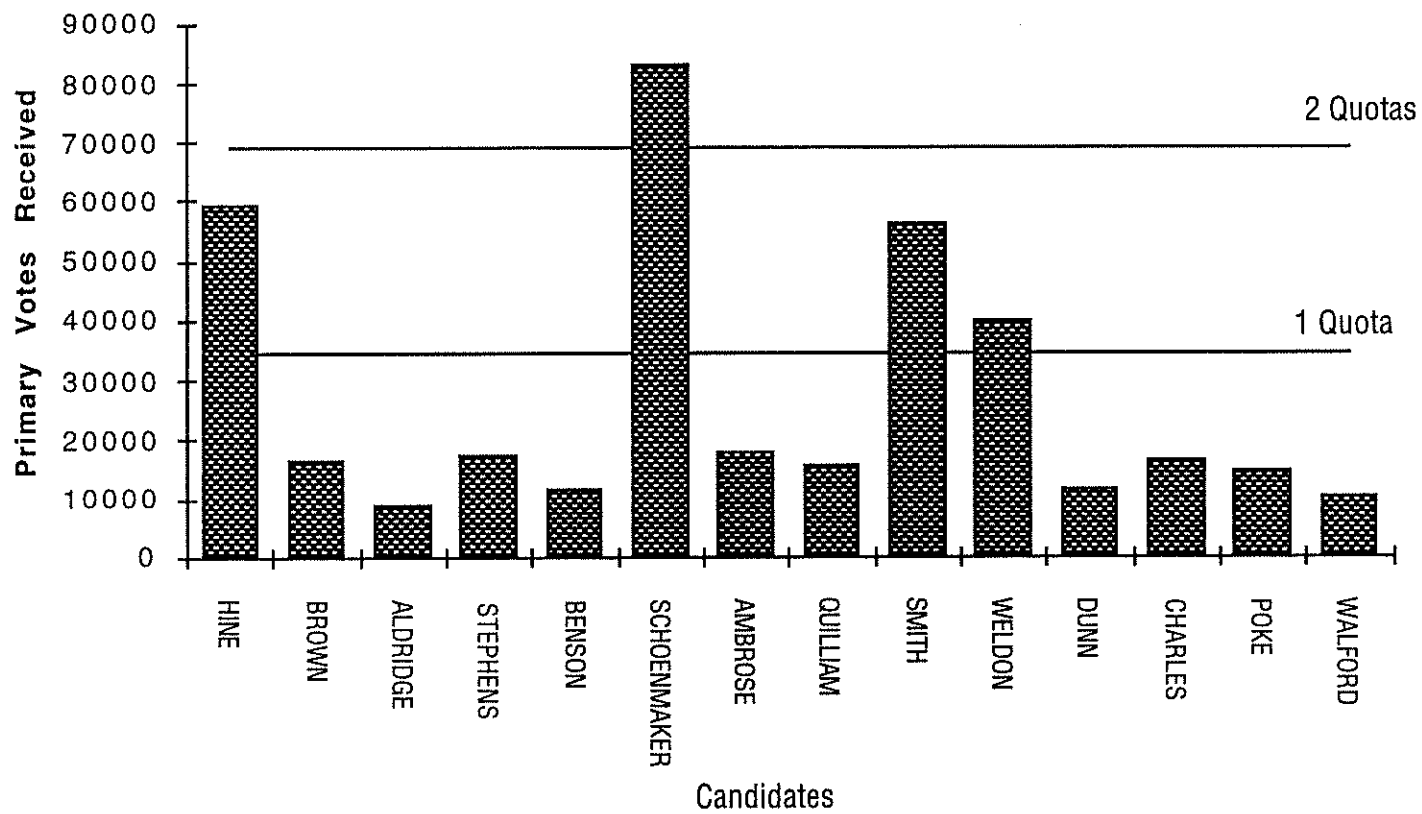
Formal votes : 7813

Informal ballot papers : 200

Informality rate : 2.5 %

		Candidates		Total first preferences	Remarks
		CURRIE	SMITH		
Count 1	Total	3 8 2 1	3 9 9 2	7 8 1 3	SMITH ELECTED DEPUTY MAYOR

### Circular Head Council



# Circular Head Council

Polling closed at 6 pm Saturday 26 March 1994

Electors enrolled : 5712

Declarations returned : 3923

Response rate : 68.7 %

Declarations rejected : 76

Declarations admitted : 3847

Rejection rate : 1.9 %

Ballot paper adjustment : 2

Total ballot papers : 3845

Formal votes : 3801

Informal ballot papers : 44

Informality rate : 1.1 %

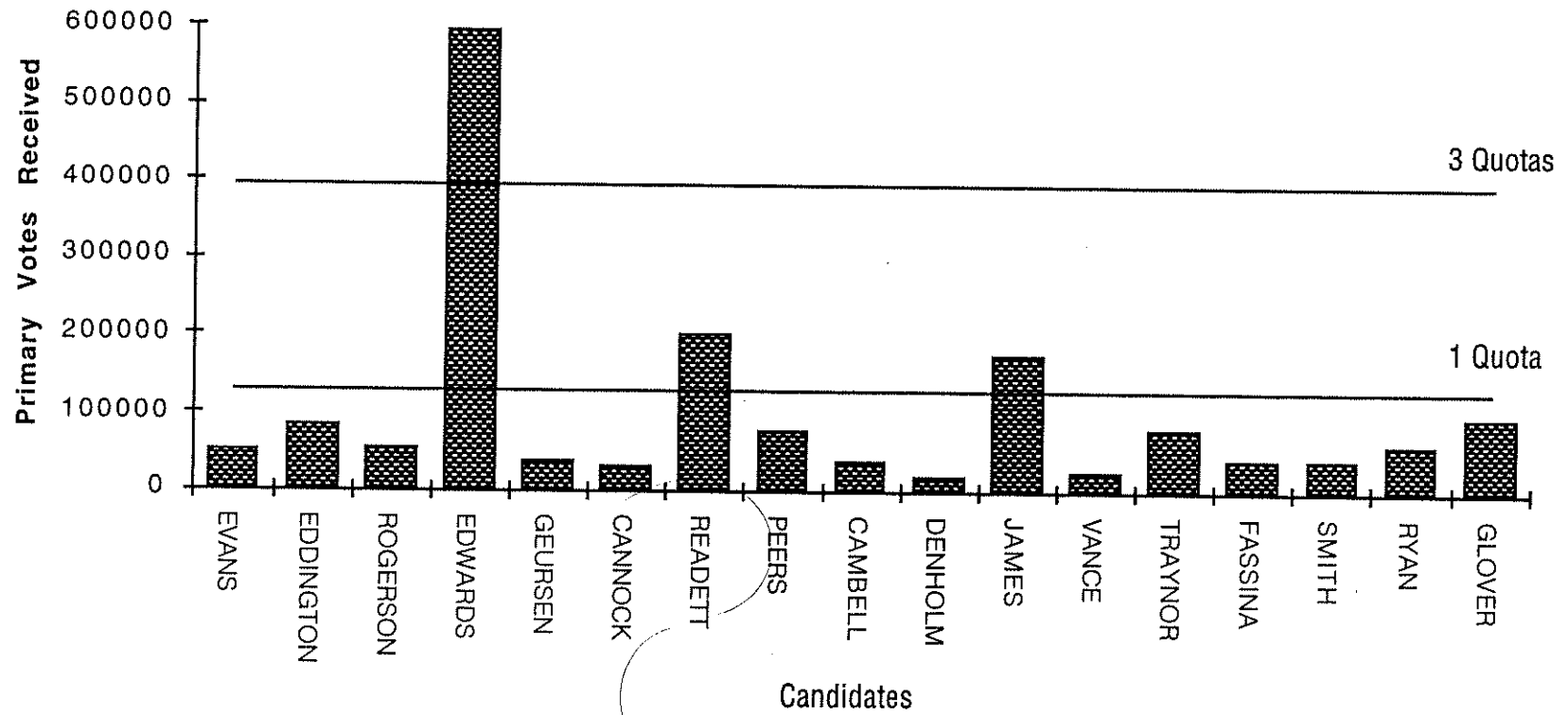
## Distribution of preferences (multiplied by 100)

$$\text{Quota} = \frac{3801 \times 100}{10+1} + 1 = 34555$$

		Candidates												Exhausted	Loss by	Total first	Remarks		
		HINE	BROWN	ALDRIDGE	STEPHENS	BENSON	SCHOENMAKER	AMBROSE	QUILLIAM	SMITH	WELDON	DUNN	CHARLES	POKE	WALFORD	votes	Fraction	preferences	
Count 1	Total	59200	16600	9000	17300	11600	83200	18000	15800	56000	40100	11700	16700	14700	10200			380100	SCHOENMAKER 1, HINE 2, SMITH 3, WELDON 4 ELECTED
Count 2	Votes transferred		4677	1344	12278	6139	-48645	6139	4969			5028	3975	2338	1754			4	Schoenmaker surplus distributed
	Progress totals	59200	21277	10344	29578	17739	34555	24139	20769	56000	40100	16728	20675	17038	11954	0	4	380100	
Count 3	Votes transferred	-24645	3788	790	2039	4662		3080	4995			1831	1332	1207	915			6	Hine surplus distributed
	Progress totals	34555	25065	11134	31617	22401	34555	27219	25764	56000	40100	18559	22007	18245	12869	0	10	380100	
Count 4	Votes transferred		1302	689	1455	1608		5361	2604	-21445		1914	3484	1799	1225			4	Smith surplus distributed
	Progress totals	34555	26367	11823	33072	24009	34555	32580	28368	34555	40100	20473	25491	20044	14094	0	14	380100	
Count 5	Votes transferred		401	207	815	788		608	594	-5545		580	470	373	705			4	Weldon surplus distributed
	Progress totals	34555	26768	12030	33887	24797	34555	33188	28962	34555	34555	21053	25961	20417	14799	0	18	380100	
Count 6	Votes transferred		400	-9000	500	200		4400	2200			400	400	200	300			0	Aldridge part Excluded
	Progress totals	34555	27168	3030	34387	24997	34555	37588	31162	34555	34555	21453	26361	20617	15099	0	18	380100	AMBROSE 5 ELECTED
Count 7	Votes transferred		175	-1344	350	292			409			68			68			2	Aldridge part Excluded
	Progress totals	34555	27343	1686	34737	25289	34555	37588	31571	34555	34555	21511	26361	20617	15157	0	20	380100	STEPHENS 6 ELECTED
Count 8-10	Votes transferred		435	-1686		207			422			204	27	384				7	Aldridge fully Excluded
	Progress totals	34555	27778	0	34737	25496	34555	37588	31993	34555	34555	21715	26388	21001	15157	0	27	380100	
Count 11	Votes transferred		68					-3033	2550			68	68	68	206			5	Ambrose surplus distributed
	Progress totals	34555	27846		34737	25496	34555	34555	34543	34555	34555	21783	26456	21069	15363	0	32	380100	
Count 12	Votes transferred				-182	30			90			30			30			2	Stephens surplus distributed
	Progress totals	34555	27846		34555	25526	34555	34555	34633	34555	34555	21813	26456	21069	15393	0	34	380100	QUILLIAM 7 ELECTED
Count 13	Votes transferred		26			26			-78						26				Quilliam surplus distributed
	Progress totals	34555	27872		34555	25552	34555	34555	34555	34555	34555	21813	26456	21069	15419	0	34	380100	
Count 14-23	Votes transferred		2485			2440						7976	1737	771	-15419			10	Walford Excluded
	Progress totals	34555	30357		34555	27992	34555	34555	34555	34555	34555	29789	28193	21840	0	0	44	380100	
Count 24-25	Votes transferred		3467			3901						3226	6443	-17038				1	Poke part Excluded
	Progress totals	34555	33824		34555	31893	34555	34555	34555	34555	34555	33015	34636	4802		0	45	380100	CHARLES 8 ELECTED
Count 26-29	Votes transferred		799			1547						1230		-3579				3	Poke part Excluded
	Progress totals	34555	34623		34555	33440	34555	34555	34555	34555	34555	34245	34636	1223		0	48	380100	BROWN 9 ELECTED
Count 30-33	Votes transferred					121						331		-452					Poke part Excluded
	Progress totals	34555	34623		34555	33561	34555	34555	34555	34555	34555	34576	34636	771		0	48	380100	DUNN 10 ELECTED



# Clarence City Council



# Clarence City Council

Polling closed at 6 pm Saturday 26 March 1994

Electors enrolled : 34830  
 Declarations returned : 18174  
 Response rate : 52.2 %

Declarations rejected : 523  
 Declarations admitted : 17651  
 Rejection rate : 2.9 %

Ballot paper adjustment : 62  
 Total ballot papers : 17589

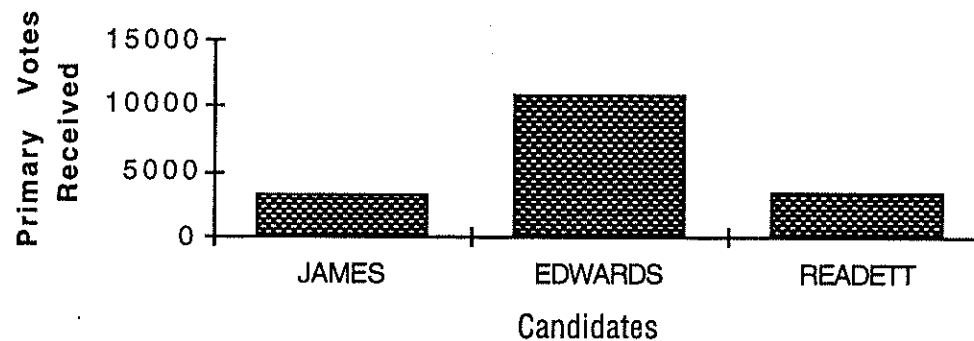
Formal votes : 17047  
 Informal ballot papers : 542  
 Informality rate : 3.1 %

## Distribution of preferences (multiplied by 100)


$$\text{Quota} = \frac{17047 \times 100}{12 + 1} + 1 = 131131$$

Count	Total	Candidates																Exhausted votes	Loss by Fraction	Total first preferences	Remarks		
		EVANS	EDDINGTON	ROBERSON	EDWARDS	GEURSEN	CANNOCK	READETT	PEERS	CAMPBELL	DENHOLM	JAMES	VANCE	TRAYNOR	FASSINA	SMITH	RYAN					GLOVER	
Count 1	Total	52600	83200	53200	594900	37300	30600	202200	77600	38600	18200	174300	23500	80300	40100	42200	59800	96100			1704700	EDWARDS 1, READETT 2, JAMES 3 ELECTED	
Count 2	Votes transferred	47631	19957	6118	-463769	24946	19177		52231	13876	24088		4053	52231	11459	7561	14110	111323			8	Edwards surplus distributed	
	Progress totals	100231	103157	114318	131131	62246	49777	202200	129831	52476	42288	174300	27553	132531	51559	49761	73910	207423		0	8	1704700	GLOVER 4, TRAYNOR 5 ELECTED
Count 3	Votes transferred	7170	4428	11247		5026	4147		-71069	15078	2460	6115		1124	6607	2319	5342				6	Readett surplus distributed	
	Progress totals	107401	107585	125565	131131	67272	53924	131131	144909	54936	48403	174300	28677	132531	58166	52080	79252	207423		0	14	1704700	PEERS 6 ELECTED
Count 4	Votes transferred	4928	2922	8371		2773	2972			2922	4903	-43169	1857		3888	2848	4780				5	James surplus distributed	
	Progress totals	112329	110507	133936	131131	70045	56896	131131	144909	57858	53306	131131	30534	132531	62054	54928	84032	207423		0	19	1704700	ROBERSON 7 ELECTED
Count 5	Votes transferred	10685	8067			5930	7212			5556	19126		1869		4327	4754	8761	-76292			5	Glover surplus distributed	
	Progress totals	123014	118574	133936	131131	75975	64108	131131	144909	63414	72432	131131	32403	132531	66381	59682	92793	131131		0	24	1704700	
Count 6	Votes transferred	213	96			119	96			91	288		37	-1400	185	112	156				5	Traynor surplus distributed	
	Progress totals	123227	118670	133936	131131	76094	64206	131131	144909	63505	72720	131131	32440	131131	66566	59794	92949	131131		0	29	1704700	
Count 7	Votes transferred	2248	1348			1027	995			-13778	1702	2665			1091	835	1445				5	Peers surplus distributed	
	Progress totals	125475	120018	133936	131131	77121	65201	131131	131131	65207	75385	131131	32857	131131	67657	60629	94394	131131		0	34	1704700	
Count 8	Votes transferred	423	290	-2805		207	240			174	937		74		165	74	215				6	Roberson surplus distributed	
	Progress totals	125898	120308	131131	131131	77328	65441	131131	131131	65381	76322	131131	32931	131131	67822	60703	94609	131131		0	40	1704700	
Count 9-16	Votes transferred	5204	3639			2731	2291			2791	3239		-32931		6153	2938	3925				20	Vance Excluded	
	Progress totals	131102	123947	131131	131131	80059	67732	131131	131131	68172	79561	131131	0	131131	73975	63641	98534	131131		0	60	1704700	
Count 17	Votes transferred	4900	3100			2300	4900			10700	3700				4600	-42200	8000						Smith part Excluded
	Progress totals	136002	127047	131131	131131	82359	72632	131131	131131	78872	83261	131131		131131	78575	21441	106534	131131		0	60	1704700	EVANS 8 ELECTED
Count 17-30	Votes transferred		2302			2378	2537			3705	2186				2504	-21441	5809				20	Smith fully Excluded	
	Progress totals	136002	129349	131131	131131	84737	75169	131131	131131	82577	85447	131131		131131	81079	0	112343	131131		0	80	1704700	
Count 31	Votes transferred	-4871	2485			397	397			298	397				795		99				3	Evans surplus distributed	
	Progress totals	131131	131834	131131	131131	85134	75566	131131	131131	82875	85844	131131		131131	81874		112442	131131		0	83	1704700	EDDINGTON 9 ELECTED
Count 32	Votes transferred		-703			393	84			56	56				28		84				2	Eddington surplus distributed	
	Progress totals	131131	131131	131131	131131	85527	75650	131131	131131	82931	85900	131131		131131	81902		112526	131131		0	85	1704700	
Count 33-58	Votes transferred					15896	-75650			-17893	19910				8005		13922				24	Cannock Excluded	
	Progress totals	131131	131131	131131	131131	101423	0	131131	131131	100824	105810	131131		131131	89907		126448	131131		0	109	1704700	
Count 59	Votes transferred					17800				4100	5000				-40100		13200						Fassina part Excluded
	Progress totals	131131	131131	131131	131131	119223		131131	131131	104924	110810	131131		131131	49807		139648	131131		0	109	1704700	RYAN 10 ELECTED
Count 60-62	Votes transferred					12078				5384	4394				-21954						94	4	Fassina part Excluded
	Progress totals	131131	131131	131131	131131	131301		131131	131131	110308	115204	131131		131131	27853		139648	131131		94	113	1704700	GEURSEN 11 ELECTED
Count 63-101	Votes transferred									16104	10153				-27853						1576	20	Fassina fully Excluded
	Progress totals	131131	131131	131131	131131	131301		131131	131131	126412	125357	131131		131131	0		139648	131131		1670	133	1704700	
Count 102	Votes transferred									4193	3935						-8517				387	2	Ryan surplus distributed
	Progress totals	131131	131131	131131	131131	131301		131131	131131	130605	129292	131131		131131			131131	131131		2057	135	1704700	
Count 103	Votes transferred					-170				106	56										7	1	Geursen surplus distributed
	Progress totals	131131	131131	131131	131131	131131		131131	131131	130711	129348	131131		131131			131131	131131		2064	136	1704700	CAMPBELL 12 ELECTED

### Clarence City Mayor



### Clarence City Deputy Mayor



# Clarence City Council

Polling closed at 6 pm Saturday 26 March 1994

Electors enrolled : 34830

Declarations returned : 18174

Response rate : 52.2 %

Declarations rejected : 523

Declarations admitted : 17651

Rejection rate : 2.9 %

Ballot paper adjustment : 39

Total ballot papers : 17612

## Mayor

Formal votes : 17535

Informal ballot papers : 77

Informality rate : 0.4 %

		Candidates			Total first preferences	Remarks
		JAMES	EDWARDS	READETT		
Count 1	Total	3372	10715	3448	17535	EDWARDS ELECTED MAYOR

## Deputy Mayor

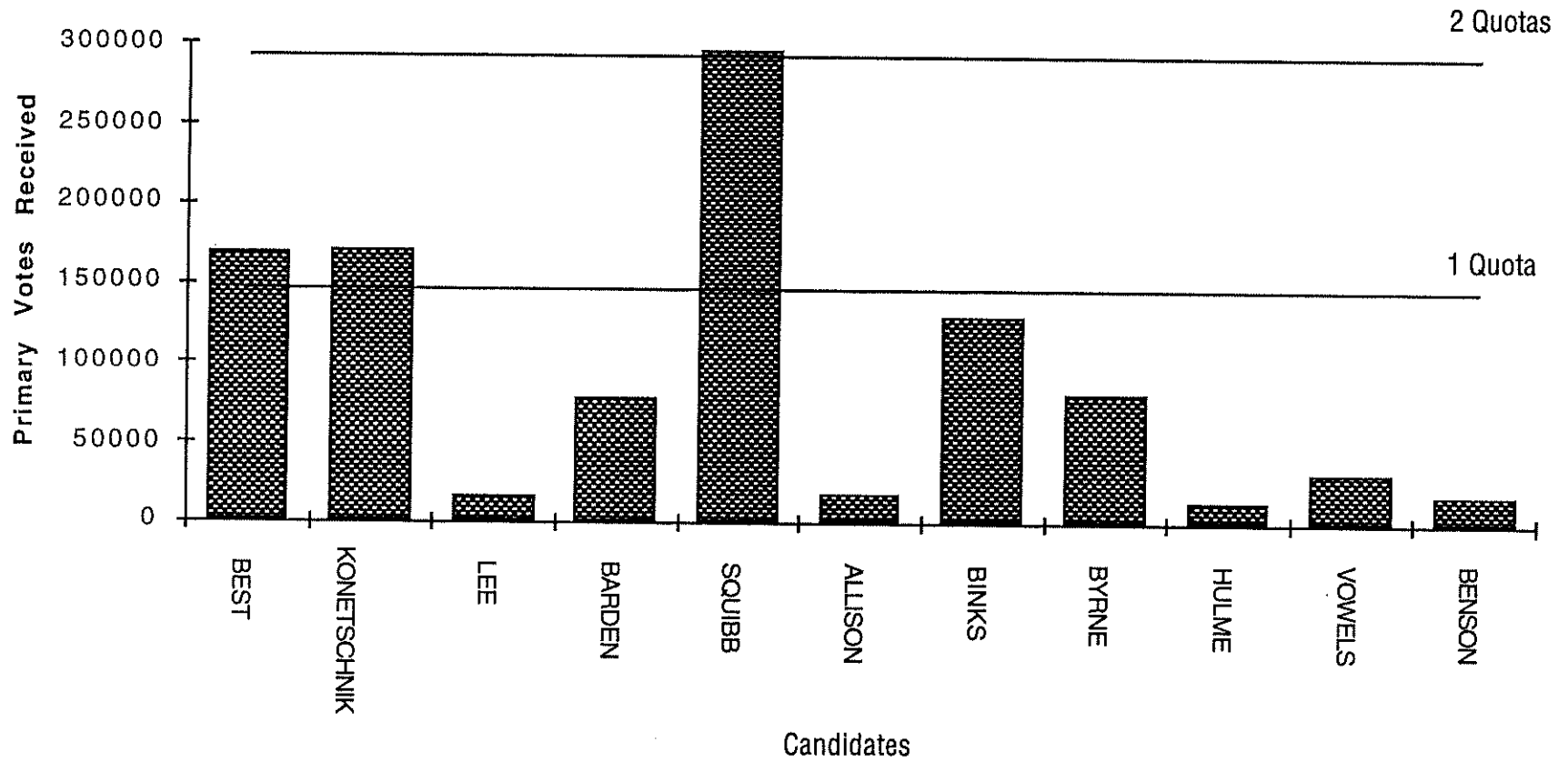
Formal votes : 17441

Informal ballot papers : 171

Informality rate : 1.0 %

		Candidates					Exhausted votes	Total first preferences	Remarks
		ROGERSON	DENHOLM	TRAYNOR	GLOVER	PEERS			
Count 1	Total	3300	1518	4056	5607	2960	17441		
Count 2	Votes transferred	531	-1518	306	392	182	107	Denholm Excluded	
	Progressive totals	3831	0	4362	5999	3142	17441		
Count 3	Votes transferred	816		812	1247	-3142	267	Peers Excluded	
	Progressive totals	4647		5174	7246	0	17441		
Count 4	Votes transferred	-4647		2300	1970		377	Rogerson Excluded	
	Progressive totals	0		7474	9216		751	GLOVER ELECTED DEPUTY MAYOR	

# Devonport City Council



# Devonport City Council

Polling closed at 6 pm Saturday 26 March 1994

Electors enrolled : 17933

Declarations returned : 10596

Response rate : 59.1 %

Declarations rejected : 233

Declarations admitted : 10363

Rejection rate : 2.2 %

Ballot paper adjustment : 11

Total ballot papers : 10352

Formal votes : 10242

Informal ballot papers : 110

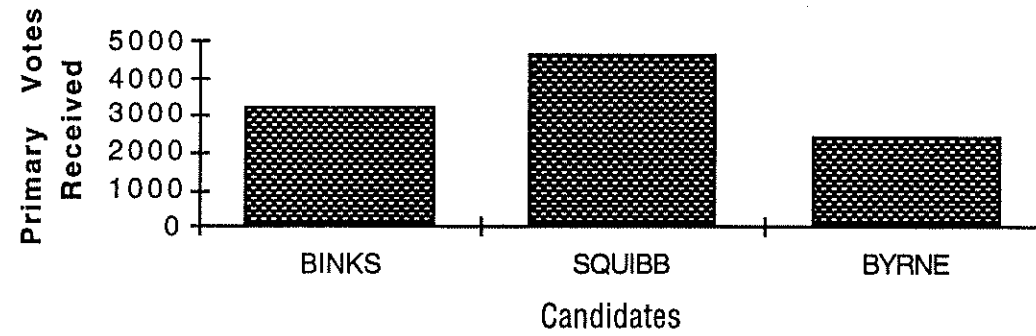
Informality rate : 1.1 %

## Distribution of preferences (multiplied by 100)

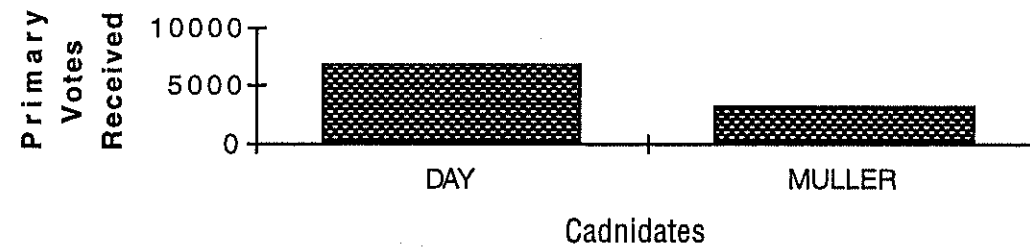
$$\text{Quota} = \frac{10242 \times 100}{6+1} + 1 = 146315$$

		Candidates										Exhausted votes	Loss by Fraction	Total first preferences	Remarks	
		BEST	KONETSCHNIK	LEE	BARDEN	SQUIBB	ALLISON	BINKS	BYRNE	HULME	VOMELS					BENSON
Count 1	Total	168600	171200	16300	78100	296400	18100	129700	81500	13800	31700	18800			1024200	SQUIBB 1, KONETSCHNIK 2, BEST 3 ELECTED
Count 2	Votes transferred			9924	12709	-150085	6683	41065	44914	2227	19545	13013		5		Squibb surplus distributed
	Progress totals	168600	171200	26224	90809	146315	24783	170765	126414	16027	51245	31813	0	5	1024200	BINKS 4 ELECTED
Count 3	Votes transferred		-24885	3008	4564		2907		7136	1439	3226	2601		4		Konetschnik surplus distributed
	Progress totals	168600	146315	29232	95373	146315	27690	170765	133550	17466	54471	34414	0	9	1024200	
Count 4	Votes transferred		-22285	2167	2987		9741		2352	2947	1136	951		4		Best surplus distributed
	Progress totals	146315	146315	31399	98360	146315	37431	170765	135902	20413	55607	35365	0	13	1024200	
Count 5	Votes transferred			1567	1718		1808	-24450	10551	1205	5185	2411		5		Binks surplus distributed
	Progress totals	146315	146315	32966	100078	146315	39239	146315	146453	21618	60792	37776	0	18	1024200	BYRNE 5 ELECTED
Count 6	Votes transferred			12	12		8		-138	13	55	35		3		Byrne surplus distributed
	Progress totals	146315	146315	32978	100090	146315	39247	146315	146315	21631	60847	37811	0	21	1024200	
Count 7-12	Votes transferred			2364	2415		11772			-21631	2660	2322	89	9		Hulme Excluded
	Progress totals	146315	146315	35342	102505	146315	51019	146315	146315	0	63507	40133	89	30	1024200	
Count 13-24	Votes transferred			-35342	12916		8630				7928	5376	476	16		Lee Excluded
	Progress totals	146315	146315	0	115421	146315	59649	146315	146315		71435	45509	565	46	1024200	
Count 25-48	Votes transferred				12331		7613				23965	-45509	1579	21		Benson Excluded
	Progress totals	146315	146315		127752	146315	67262	146315	146315		95400	0	2144	67	1024200	
Count 49-53	Votes transferred				18579		-39245				17405		3250	11		Allison part Excluded
	Progress totals	146315	146315		146331	146315	28017	146315	146315		112805		5394	78	1024200	BARDEN 6 ELECTED

### Devonport City Mayor



### Devonport City Deputy Mayor



# Devonport City Council

Polling closed at 6 pm Saturday 26 March 1994

Electors enrolled : 17933

Declarations returned : 10596

Response rate : 59.1 %

Declarations rejected : 233

Declarations admitted : 10363

Rejection rate : 2.2 %

Ballot paper adjustment : 23

Total ballot papers : 10340

## Mayor

Formal votes : 10274

Informal ballot papers : 66

Informality rate : 0.6 %

		Candidates			Exhausted votes	Total first preferences	Remarks
		BINKS	SQUIBB	BYRNE			
Count 1	Total	3 2 2 6	4 6 3 2	2 4 1 6		1 0 2 7 4	
Count 2	Votes transferred	1 1 0 2	1 1 4 6	- 2 4 1 6	1 6 8	0	Byrne Excluded
	Progress totals	4 3 2 8	5 7 7 8	0	1 6 8	1 0 2 7 4	SQUIBB ELECTED MAYOR

## Deputy Mayor

Formal votes : 10066

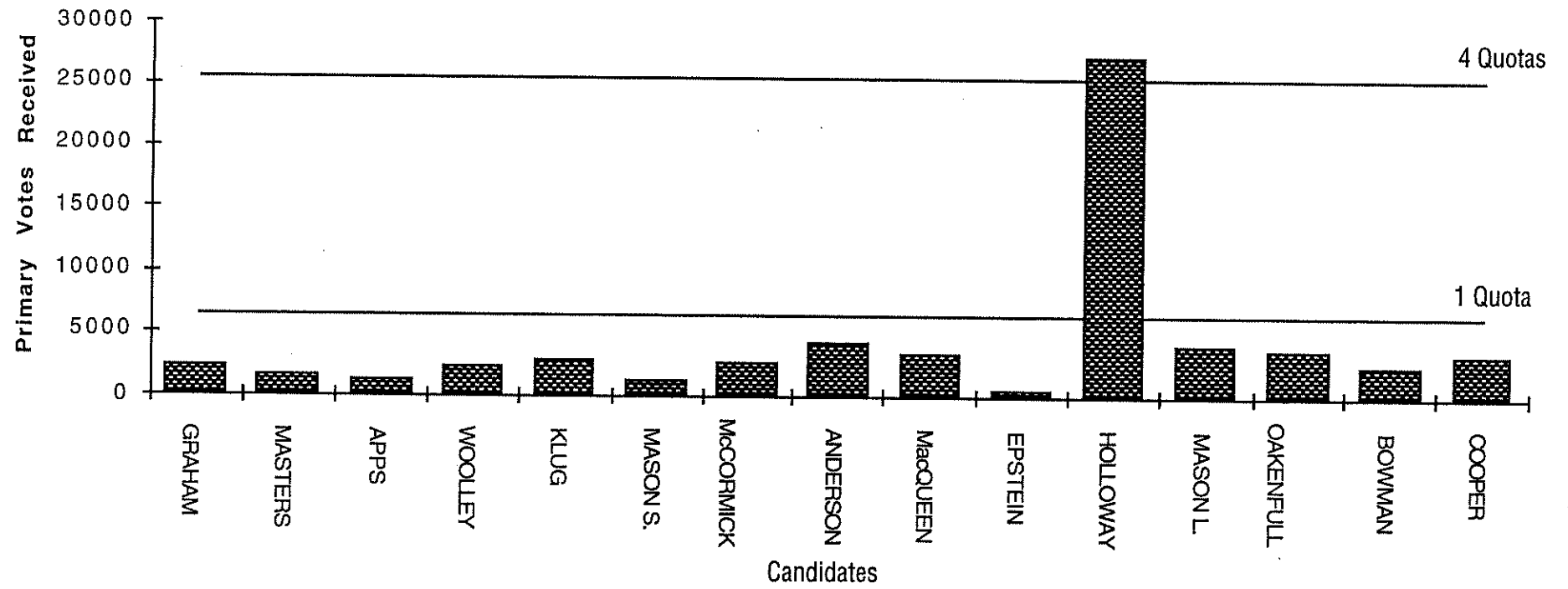
Informal ballot papers : 274

Informality rate : 2.6 %

		Candidates		Total first preferences	Remarks
		DAY	MULLER		
Count 1	Total	6 9 5 0	3 1 1 6	1 0 0 6 6	DAY ELECTED DEPUTY MAYOR



# Flinders Council



# Flinders Council

Polling closed at 6 pm Saturday 26 March 1994

Electors enrolled : 781

Declarations returned : 651

Response rate : 83.4 %

Declarations rejected : 14

Declarations admitted : 637

Rejection rate : 2.2 %

Ballot paper adjustment : 0

Total ballot papers : 637

Formal votes : 635

Informal ballot papers : 2

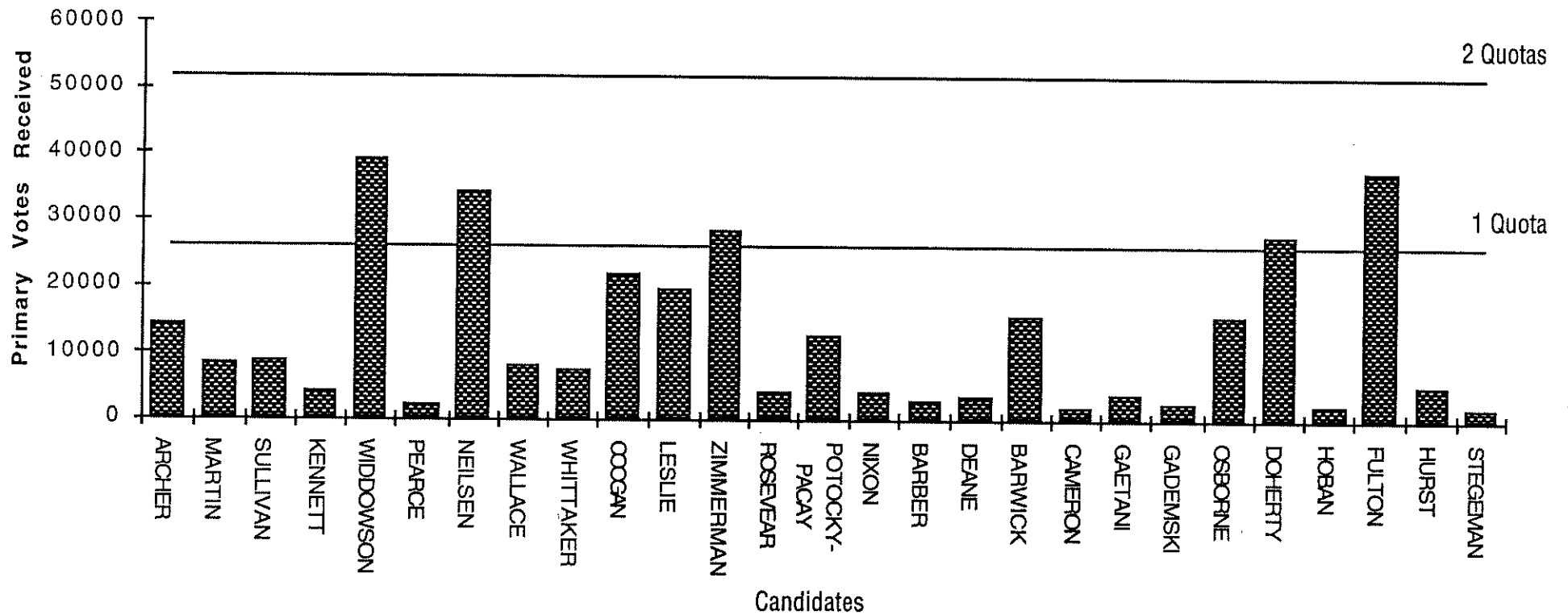
Informality rate : 0.3 %

## Distribution of preferences (multiplied by 100)

$$\text{Quota} = \frac{635 \times 100}{9 + 1} + 1 = 6351$$

		Candidates														Exhausted votes	Loss by Fraction	Total first preferences	Remarks				
		GRAHAM	MASTERS	APPS	WOOLLEY	KLUG	MASON S.	MCCORMICK	ANDERSON	MACQUEEN	EPSTEIN	HOLLOWAY	MASON L.	DAKENFULL	BOWMAN	COOPER							
Count 1	Total	2400	1600	1200	2300	2900	1200	2700	4300	3300	600	27300	4100	3700	2500	3400			63500	HOLLOWAY 1 ELECTED			
Count 2	Votes transferred	460	1841	76	153	920	613	997	2071	1304		-20949	6445	1227	2148	2685		9		Holloway surplus distributed			
	Progress totals	2860	3441	1276	2453	3820	1813	3697	6371	4604	600	6351	10545	4927	4648	6085	0	9	63500	MASON L. 2, ANDERSON 3 ELECTED			
Count 3	Votes transferred	149	199			349	149	249		549	49		-4194	99	648	1747			7	Mason L. surplus distributed			
	Progress totals	3009	3640	1276	2453	4169	1962	3946	6371	5153	649	6351	6351	5026	5296	7832	0	16	63500	COOPER 4 ELECTED			
Count 4	Votes transferred		5						-20	6				2	2				5	Anderson surplus distributed			
	Progress totals	3009	3645	1276	2453	4169	1962	3946	6351	5159	649	6351	6351	5028	5298	7832	0	21	63500	Cooper surplus distributed			
Count 5	Votes transferred		84	84	42	169	253	84		465	42			84	169	-1481			5	Cooper surplus distributed			
	Progress totals	3009	3729	1360	2495	4338	2215	4030	6351	5624	691	6351	6351	5112	5467	6351	0	26	63500				
Count 6-8	Votes transferred	100		100		200	91			100	-691			100						0	26	63500	Epstein Excluded
	Progress totals	3109	3729	1460	2495	4538	2306	4030	6351	5724	0	6351	6351	5212	5467	6351	0	26	63500				
Count 9-12	Votes transferred	200	100	-1460	142		100							776	142					0	26	63500	Apps Excluded
	Progress totals	3309	3829	0	2637	4538	2406	4030	6351	5724		6351	6351	5988	5609	6351	0	26	63500				
Count 13-19	Votes transferred	76	267		42	675	-2406	353		417				276	295					5		63500	Mason S. Excluded
	Progress totals	3385	4096		2679	5213	0	4383	6351	6141		6351	6351	6264	5904	6351	0	31	63500				
Count 20-22	Votes transferred	1400	400		-2495	276		200						118	100					1		63500	Woolley part Excluded
	Progress totals	4785	4496		184	5489		4583	6351	6141		6351	6351	6382	6004	6351	0	32	63500	DAKENFULL 5 ELECTED			
Count 23-25	Votes transferred				-184	42		100		42										0	32	63500	Woolley fully Excluded
	Progress totals	4785	4496		0	5531		4683	6351	6183		6351	6351	6382	6004	6351	0	32	63500				
Count 26	Votes transferred	31												-31								63500	Oakenfull surplus distributed
	Progress totals	4816	4496			5531		4683	6351	6183		6351	6351	6351	6004	6351	0	32	63500				
Count 27	Votes transferred	200	-1600			400		300		500				200								63500	Masters part Excluded
	Progress totals	5016	2896			5931		4983	6351	6683		6351	6351	6351	6204	6351	0	32	63500	MacQUEEN 6 ELECTED			
Count 28	Votes transferred	153	-1841			537		537						613						1		63500	Masters part Excluded
	Progress totals	5169	1055			6468		5520	6351	6683		6351	6351	6351	6817	6351	0	33	63500	BOWMAN 7, KLUG 8 ELECTED			
Count 29-37	Votes transferred	558	-1055					395												100	2	63500	Masters fully Excluded
	Progress totals	5727	0			6468		5915	6351	6683		6351	6351	6351	6817	6351	100	35	63500				
Count 38	Votes transferred	199						132		-332												63500	MacQueen surplus distributed
	Progress totals	5926				6468		6047	6351	6351		6351	6351	6351	6817	6351	100	36	63500				
Count 39	Votes transferred	58						349						-466						58	1	63500	Bowman surplus distributed
	Progress totals	5984				6468		6396	6351	6351		6351	6351	6351	6351	6351	158	37	63500	MCCORMICK 9 ELECTED			

# George Town Council



Due to the number of candidates  
in the  
George Town Council Election,  
the distribution of preferences has been spread over  
the following four pages.

# George Town Council

Polling closed at 6 pm Saturday 26 March 1994

## Distribution of preferences (multiplied by 100)

		Candidates															
		ARCHER	MARTIN	SULLIVAN	KENNETT	WINDOMSON	PEARCE	NEILSEN	WALLACE	WHITTAKER	COOGAN	LESLIE	ZIMMERMAN	ROSEBEAR	POTOCKY-PAGAY	NIXON	BARBER
Count 1	Total	14500	8300	8700	4300	39100	2200	34000	8200	7500	22000	19800	28200	4300	12700	4000	2800
Count 2	Votes transferred	1975	569	636	535	-13092	33		535	1238	1640	1372		267	401	401	435
	Progress totals	16475	8869	9336	4835	26008	2233	34000	8735	8738	23640	21172	28200	4567	13101	4401	3235
Count 3	Votes transferred	822	670	456	609		91		426	578	1035	1827		30	304	152	91
	Progress totals	17297	9539	9792	5444	26008	2324	34000	9161	9316	24675	22999	28200	4597	13405	4553	3326
Count 4	Votes transferred	564	658	258	329		141	-7992	517	329	470	2162		164	94	188	117
	Progress totals	17861	10197	10050	5773	26008	2465	26008	9678	9645	25145	25161	28200	4761	13499	4741	3443
Count 5	Votes transferred	124	89	101	108		38		46	116	272	186	-2192	89	85	77	46
	Progress totals	17985	10290	10151	5881	26008	2503	26008	9724	9761	25417	25347	26008	4830	13584	4818	3489
Count 6	Votes transferred	124	70	59	92				43	81	189	309		16	5	5	27
	Progress totals	18109	10360	10210	5973	26008	2503	26008	9767	9842	25606	25656	26008	4846	13589	4823	3516
Count 7-12	Votes transferred	237		23					5	33	207	330					
	Progress totals	18346	10360	10233	5973	26008	2503	26008	9772	9875	25813	25986	26008	4846	13589	4823	3516
Count 13	Votes transferred		100		200				100		200	300			200		200
	Progress totals	18346	10460	10233	6173	26008	2503	26008	9872	9875	26013	26286	26008	4846	13789	4823	3716
Count 14-18	Votes transferred	50	30	30	65				30					5			
	Progress totals	18396	10490	10263	6238	26008	2503	26008	9902	9875	26013	26286	26008	4851	13789	4823	3716
Count 19	Votes transferred						92					278					
	Progress totals	18396	10490	10263	6238	26008	2595	26008	9902	9875	26013	26008	26008	4851	13789	4823	3716
Count 20	Votes transferred								2	2	5						
	Progress totals	18396	10490	10263	6238	26008	2595	26008	9904	9877	26008	26008	26008	4851	13789	4823	3716
Count 21-26	Votes transferred	460	223	30	200		-2595		763	107				23	107	200	7
	Progress totals	18856	10713	10293	6438	26008	0	26008	10667	9984	26008	26008	26008	4874	13896	5023	3723
Count 27-34	Votes transferred	230	107	100	233				300					180	205	200	200
	Progress totals	19086	10820	10393	6671	26008		26008	10967	9984	26008	26008	26008	4874	14076	5228	3923
Count 35-49	Votes transferred	237	316	105	281				200	463				100	300	363	
	Progress totals	19323	11136	10498	6952	26008		26008	11167	10447	26008	26008	26008	4874	14176	5528	4286
Count 50-61	Votes transferred	520	233	493	138				172	133						966	-4286
	Progress totals	19843	11369	10991	7090	26008		26008	11339	10580	26008	26008	26008	4874	14176	6494	0
Count 62-69	Votes transferred	623	333	5	407				200	979				-4874	170	180	
	Progress totals	20466	11702	10996	7497	26008		26008	11539	11559	26008	26008	26008	0	14346	6674	
Count 70-90	Votes transferred	898	295	226	268				624	213					563	40	
	Progress totals	21364	11997	11222	7765	26008		26008	12163	11772	26008	26008	26008		14909	6714	
Count 91-111	Votes transferred	1341	133	823	514				1263	171					200	-6714	
	Progress totals	22705	12130	12045	8279	26008		26008	13426	11943	26008	26008	26008		15109	0	
Count 112-136	Votes transferred	1282	400	612	319				133	840					1305		
	Progress totals	23987	12530	12657	8598	26008		26008	13559	12783	26008	26008	26008		16414		
Count 137-138	Votes transferred	23								100							
	Progress totals	24010	12530	12657	8598	26008		26008	13559	12883	26008	26008	26008		16414		

Electors enrolled : 5068

Declarations rejected : 86

Ballot paper adjustment : 5

Formal votes : 3381

Declarations returned : 3580

Declarations admitted : 3494

Total ballot papers : 3489

Informal ballot papers : 108

Response rate : 70.6 %

Rejection rate : 2.4 %

Informality rate : 3.1 %

$$\text{Quota} = \frac{3381 \times 100}{12+1} + 1 = 26008$$

Candidates											Exhausted votes	Loss by Fraction	Total first preferences	Remarks	
DEANE	BARWICK	CAMERON	GAETANI	GADENSKI	OSBORNE	DOHERTY	HOBAN	FULTON	HURST	STEGEMAN					
3500	15700	2000	3800	2500	15600	27500	2300	37400	5200	2000			338100	WIDDOWSON 1, FULTON 2, NIELSEN 3, ZIMMERMAN 4, DOHERTY 5 ELECTED	
368	535	33	234	234	1071		267		234	66		13			
3868	16235	2033	4034	2734	16671	27500	2567	37400	5434	2066		0	13	338100	Widdowson surplus distributed
1096	944	274	517	121	1127		60	-11392	60	91		11			Fulton surplus distributed
4964	17179	2307	4551	2855	17798	27500	2627	26008	5494	2157		0	24	338100	
423	164	70	258	94	705		94		47	141		5			Nielsen surplus distributed
5387	17343	2377	4809	2949	18503	27500	2721	26008	5541	2298		0	29	338100	
62	132	46	155	31	318		23		7	46		11			Zimmerman surplus distributed
5449	17475	2423	4964	2980	18821	27500	2744	26008	5548	2344		0	40	338100	
5	66	32	48	21	238	-1492	10		16	27		10			Doherty surplus distributed
5454	17540	2455	5012	3001	19059	26008	2754	26008	5564	2371		0	50	338100	
	200		469	280	245		100		235	-2371		7			Stegeman Excluded
5454	17740	2455	5481	3281	19304	26008	2854	26008	5799	0		0	57	338100	
	200	-2000			200		300								Cameron part Excluded
5454	17940	455	5481	3281	19504	26008	3154	26008	5799			0	57	338100	LESLIE 6, COOGAN 7 ELECTED
83	7	-455		37	105				5			8			Cameron fully Excluded
5537	17947	0	5481	3318	19609	26008	3154	26008	5804			0	65	338100	
				185								1			Leslie surplus distributed
5537	17947		5481	3318	19794	26008	3154	26008	5804			0	65	338100	
												1			Coogan surplus distributed
5537	17947		5481	3318	19794	26008	3154	26008	5804			0	67	338100	
23	123			100	222							7			Pearce Excluded
5560	18070		5481	3418	20016	26008	3154	26008	5804			0	74	338100	
433	156		53	305	481		-3154		166			5			Hoban Excluded
5993	18226		5534	3723	20497	26008	0	26008	5970			0	79	338100	
100	538		184	-3723	363				163			10			Gadenski Excluded
6093	18764		5718	0	20860	26008		26008	6133			0	89	338100	
94	56		215		1247				7			12			Barber Excluded
6187	18820		5933		22107	26008		26008	6140			0	101	338100	
538	419		30		745				238			7			Rosevear Excluded
6725	19239		5963		22852	26008		26008	6378			0	108	338100	
1102	799		-5963		566				353			16			Gaetani Excluded
7827	20038		0		23418	26008		26008	6731			0	124	338100	
163	306				1465				323			12			Nixon Excluded
7990	20344				24883	26008		26008	7054			0	136	338100	
394	514				1128				-6931			4			Hurst part Excluded
8384	20858				26011	26008		26008	123			0	140	338100	OSBORNE 8 ELECTED
									-123						Hurst fully Excluded
8384	20858				26011	26008		26008	0			0	140	338100	

# George Town Council

Polling closed at 6 pm Saturday 26 March 1994

## Distribution of preferences (multiplied by 100)

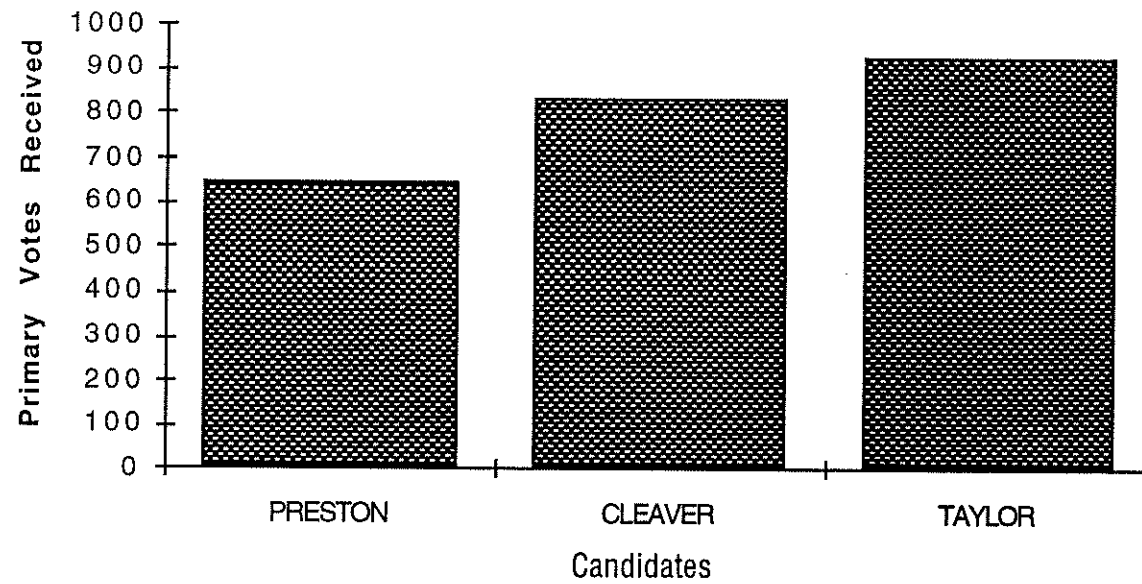
		Candidates														
		ARCHER	MARTIN	SULLIVAN	KENNETT	WIDDOWSON	PEARCE	NELSEN	WALLACE	WHITTAKER	COOGAN	LESLIE	ZIMMERMAN	ROSEVEAR	POTOCKY-PAGAY	NIXON
	Brought forward	24010	12530	12657	8598	26008		26008	13559	12883	26008	26008	26008			16414
Count 139	Votes transferred		3													
	Progress totals	24010	12533	12657	8598	26008		26008	13559	12883	26008	26008	26008			16414
Count 140-174	Votes transferred	1042	404	1627	1083				845	660						458
	Progress totals	25052	12937	14284	9681	26008		26008	14404	13543	26008	26008	26008			16872
Count 175-186	Votes transferred	985	728	1217	-6671				629	1727						462
	Progress totals	26037	13665	15501	3010	26008		26008	15033	15270	26008	26008	26008			17334
Count 187-219	Votes transferred		357	542	-3010				363	731						400
	Progress totals	26037	14022	16043	0	26008		26008	15396	16001	26008	26008	26008			17734
Count 220	Votes transferred	-29														
	Progress totals	26008	14022	16043		26008		26008	15396	16001	26008	26008	26008			17734
Count 221	Votes transferred		-8300	2800					1200	1900						300
	Progress totals	26008	5722	18843		26008		26008	16596	17901	26008	26008	26008			18034
Count 222-272	Votes transferred		-5722	1756					1338	1379						960
	Progress totals	26008	0	20599		26008		26008	17934	19280	26008	26008	26008			18994
Count 273	Votes transferred			153					127	127						51
	Progress totals	26008		20752		26008		26008	18061	19407	26008	26008	26008			19045
Count 274-331	Votes transferred			5354					-16596	4365						4965
	Progress totals	26008		26106		26008		26008	1465	23772	26008	26008	26008			24010
Count 332-351	Votes transferred								-1465	724						316
	Progress totals	26008		26106		26008		26008	0	24496	26008	26008	26008			24326
Count 352	Votes transferred			-98												49
	Progress totals	26008		26008		26008		26008		24496	26008	26008	26008			24375

Quota = 26008

			Candidates											
DEANE	BARWICK	CAMERON	GAETANI	GADEMSKI	OSBORNE	DOHERTY	HOBAN	FULTON	HURST	STEGEMAN	Exhausted votes	Loss by Fraction	Total first preferences	Remarks
8384	20858				26011	26008		26008			0	140	338100	
					3									Osborne surplus distributed
8384	20858				26008	26008		26008			0	140	338100	
-8384	2249											16		Deane Excluded
0	23107				26008	26008		26008			0	156	338100	
	909											14		Kennett part Excluded
	24016				26008	26008		26008			0	170	338100	ARCHER 9 ELECTED
	474										140	3		Kennett fully Excluded
	24490				26008	26008		26008			140	173	338100	
	29													Archer surplus distributed
	24519				26008	26008		26008			140	173	338100	
	2000										100			Martin part Excluded
	26519				26008	26008		26008			240	173	338100	BARWICK 10 ELECTED
											280	9		Martin fully Excluded
	26519				26008	26008		26008			520	182	338100	
	511										51	2		Barwick surplus distributed
	26008				26008	26008		26008			571	184	338100	
											1904	8		Wallace part Excluded
	26008				26008	26008		26008			2475	192	338100	SULLIVAN 11 ELECTED
											419	6		Wallace fully Excluded
	26008				26008	26008		26008			2894	198	338100	
											49			Sullivan surplus distributed
	26008				26008	26008		26008			2943	198	338100	WHITTAKER 12 ELECTED



### Glamorgan-Spring Bay Council



# Glamorgan - Spring Bay Council

Polling closed at 6 pm Saturday 26 March 1994

Electors enrolled : 3428

Declarations returned : 2471

Response rate : 72.1 %

Declarations rejected : 47

Declarations admitted : 2424

Rejection rate : 1.9 %

Ballot paper adjustment : 3

Total ballot papers : 2421

Formal votes : 2405

Informal ballot papers : 16

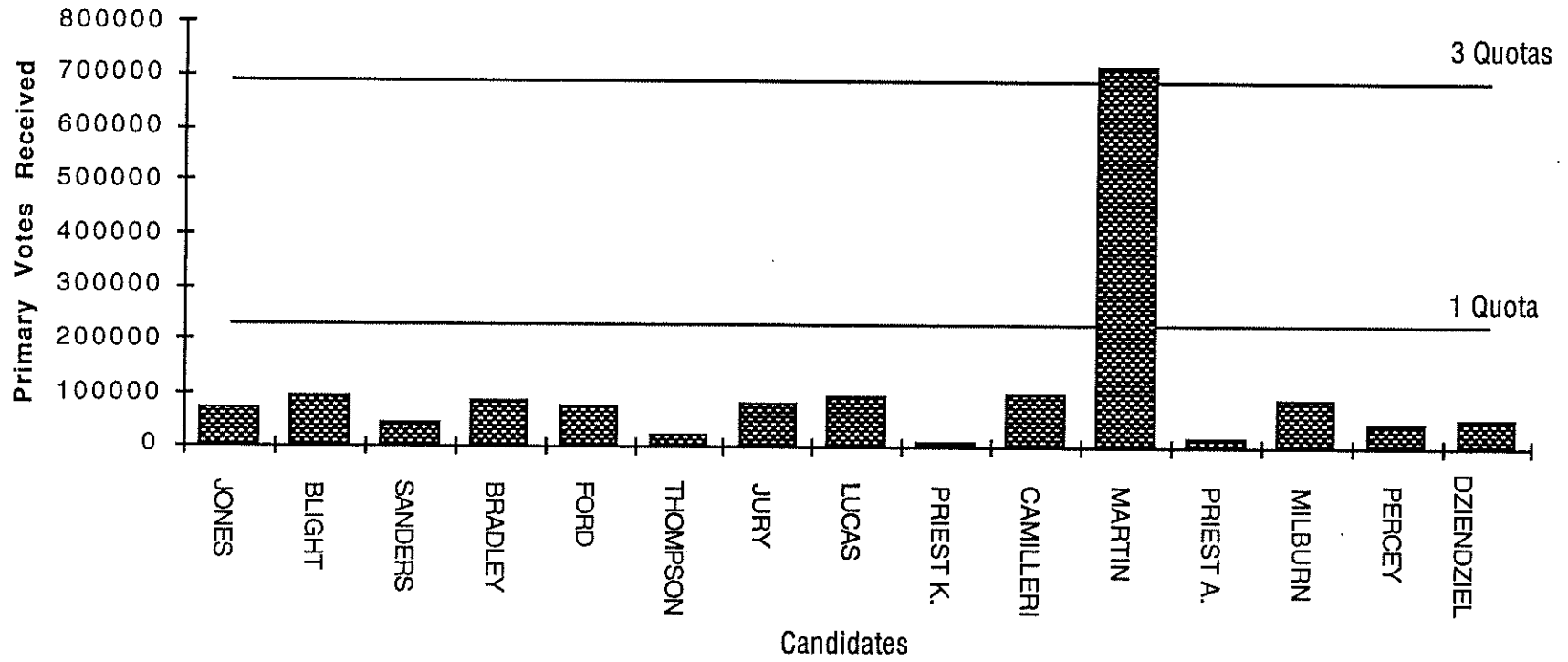
Informality rate : 0.7 %

## Distribution of preferences

$$\text{Majority} = \frac{2405}{2} + 1 = 1203$$

		Candidates			Exhausted votes	Total first preferences	Remarks
		PRESTON	CLEAVER	TAYLOR			
Count 1	Total	644	830	931		2405	
Count 2	Votes transferred	-644	208	395	41		Preston Excluded
	Progress totals	0	1038	1326	41	2405	TAYLOR 1 ELECTED

### Glenorchy City Council



# Glenorchy City Council

Polling closed at 6 pm Saturday 26 March 1994

Electors enrolled : 32056

Declarations returned : 16913

Response rate : 52.8 %

Declarations rejected : 538

Declarations admitted : 16375

Rejection rate : 3.2 %

Ballot paper adjustment : 11

Total ballot papers : 16364

Formal votes : 16166

Informal ballot papers : 198

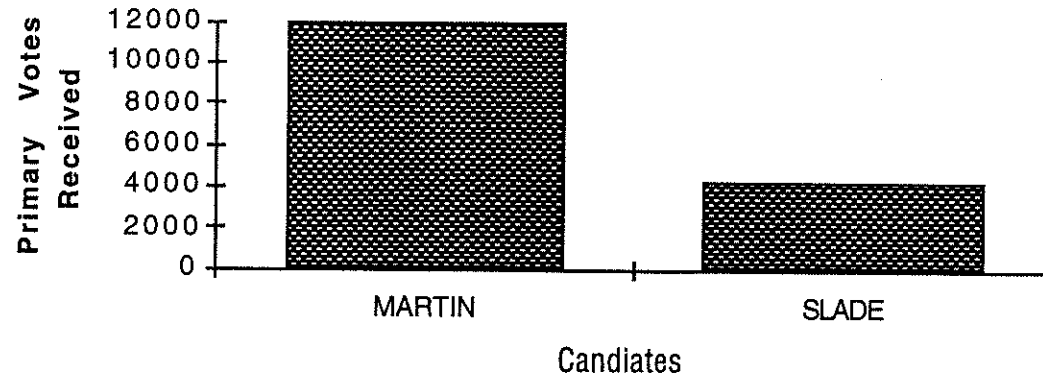
Informality rate : 1.2 %

## Distribution of preferences (multiplied by 100)

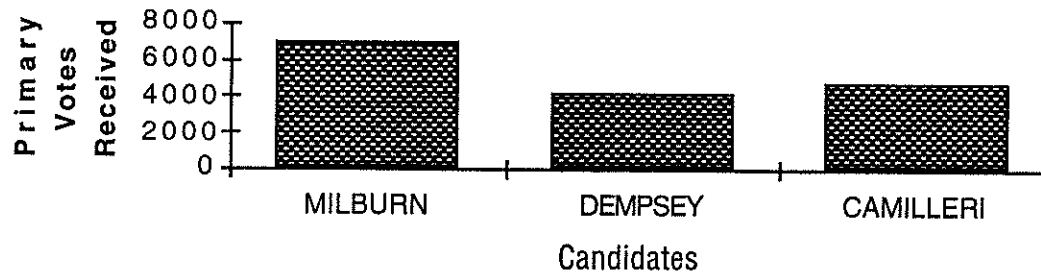
$$\text{Quota} = \frac{16166 \times 100}{6 + 1} + 1 = 230943$$

		Candidates														Exhausted	Loss by	Total first	Remarks	
		JONES	BLIGHT	SANDERS	BRADLEY	FORD	THOMPSON	JURY	LUCAS	PRIEST K.	CAMILLERI	MARTIN	PRIEST A.	MILBURN	PERCEY	DZIENDZIEL	votes	Fraction	preferences	
Count 1	Total	72700	95200	44200	88300	77700	24000	80700	96700	9100	101500	716300	15700	92200	47600	54700			1616600	MARTIN 1 ELECTED
Count 2	Votes transferred	18091	17414	10909	21140	21005	6369	28865	23918	5285	86799	-485357	16668	190198	28933	9757		6		Martin surplus distributed
	Progress totals	90791	112614	55109	109440	98705	30369	109565	120618	14385	188299	230943	32368	282398	76533	64457	0	6	1616600	MILBURN 2 ELECTED
Count 3	Votes transferred	3042	2401	2071	3776	2401	916	6177	4216	1154	11603		1869	-51455	9312	2511		6		Milburn surplus distributed
	Progress totals	93833	115015	57180	113216	101106	31285	115742	124834	15539	199902	230943	34237	230943	85845	66968	0	12	1616600	
Count 4-6	Votes transferred	735	1066	321	557	1008	1079	1779	2481	-15539	1851		3300		660	689		13		Priest K. Excluded
	Progress totals	94568	116081	57501	113773	102114	32364	117521	127315	0	201753	230943	37537	230943	86505	67657	0	25	1616600	
Count 7-12	Votes transferred	3645	3965	2518	4691	4571	-32364	3318	3891			1563	1556		2032	600		14		Thompson Excluded
	Progress totals	98213	120046	60019	118464	106685	0	120839	131206		203316	230943	39093	230943	88537	68257	0	39	1616600	
Count 13-23	Votes transferred	3788	1960	1374	2109	3741		4513	4620			5108	-39093		10516	1350		14		Priest A. Excluded
	Progress totals	102001	122006	61393	120573	110426		125352	135826		208424	230943	0	230943	99053	69607	0	53	1616600	
Count 24-41	Votes transferred	8011	9237	-61393	9574	11039		8177	5904			4904			2605	1924		18		Sanders Excluded
	Progress totals	110012	131243	0	130147	121465		133529	141730		213328	230943		230943	101658	71531	0	71	1616600	
Count 42-60	Votes transferred	9229	4542		7234	7149		6265	8889			14929			13280	-71531		14		Dziendziel Excluded
	Progress totals	119241	135785		137381	128614		139794	150619		228257	230943		230943	114938	0	0	85	1616600	
Count 61	Votes transferred	4100	4300		6100	2900		11500	6500			12000			-47600		200			Percey part Excluded
	Progress totals	123341	140085		143481	131514		151294	157119		240257	230943		230943	67338		200	85	1616600	CAMILLERI 3 ELECTED
Count 62-92	Votes transferred	13220	4694		7034	5605		16293	18911						-67338		1561	20		Percey fully Excluded
	Progress totals	136561	144779		150515	137119		167587	176030		240257	230943		230943	0		1761	105	1616600	
Count 93	Votes transferred	1086	543		776	853		1862	3880			-9314					310	4		Camilleri surplus distributed
	Progress totals	137647	145322		151291	137972		169449	179910		230943	230943		230943			2071	109	1616600	
Count 94-158	Votes transferred	-137647	71675		19551	19356		11168	14556								1312	29		Jones Excluded
	Progress totals	0	216997		170842	157328		180617	194466		230943	230943		230943			3383	138	1616600	
Count 159	Votes transferred		25700		13700	-77700		20500	16600								1200			Ford part Excluded
	Progress totals		242697		184542	79628		201117	211066		230943	230943		230943			4583	138	1616600	BLIGHT 4 ELECTED
Count 160-207	Votes transferred				21677	-71472		24096	22428								3252	19		Ford part Excluded
	Progress totals		242697		206219	8156		225213	233494		230943	230943		230943			7835	157	1616600	LUCAS 5 ELECTED
Count 208-239	Votes transferred				3611	-8156		3404									1134	7		Ford fully Excluded
	Progress totals		242697		209830	0		228617	233494		230943	230943		230943			8969	164	1616600	
Count 240	Votes transferred		-11754		6357			4344									1051	2		Blight surplus distributed
	Progress totals		230943		216187			232961	233494		230943	230943		230943			10020	166	1616600	JURY 6 ELECTED

### Glenorchy City Mayor



### Glenorchy City Deputy Mayor



# Glenorchy City Council

Polling closed at 6 pm Saturday 26 March 1994

Electors enrolled : 32056

Declarations returned : 16913

Response rate : 52.8 %

Declarations rejected : 538

Declarations admitted : 16375

Rejection rate : 3.2 %

Ballot paper adjustment : 7

Total ballot papers : 16368

## Mayor

Formal votes : 16190

Informal ballot papers : 178

Informality rate : 1.1 %

		Candidates		Total first preferences	Remarks
		MARTIN	SLADE		
Count 1	Total	<b>11889</b>	<b>4301</b>	<b>16190</b>	MARTIN ELECTED MAYOR

## Deputy Mayor

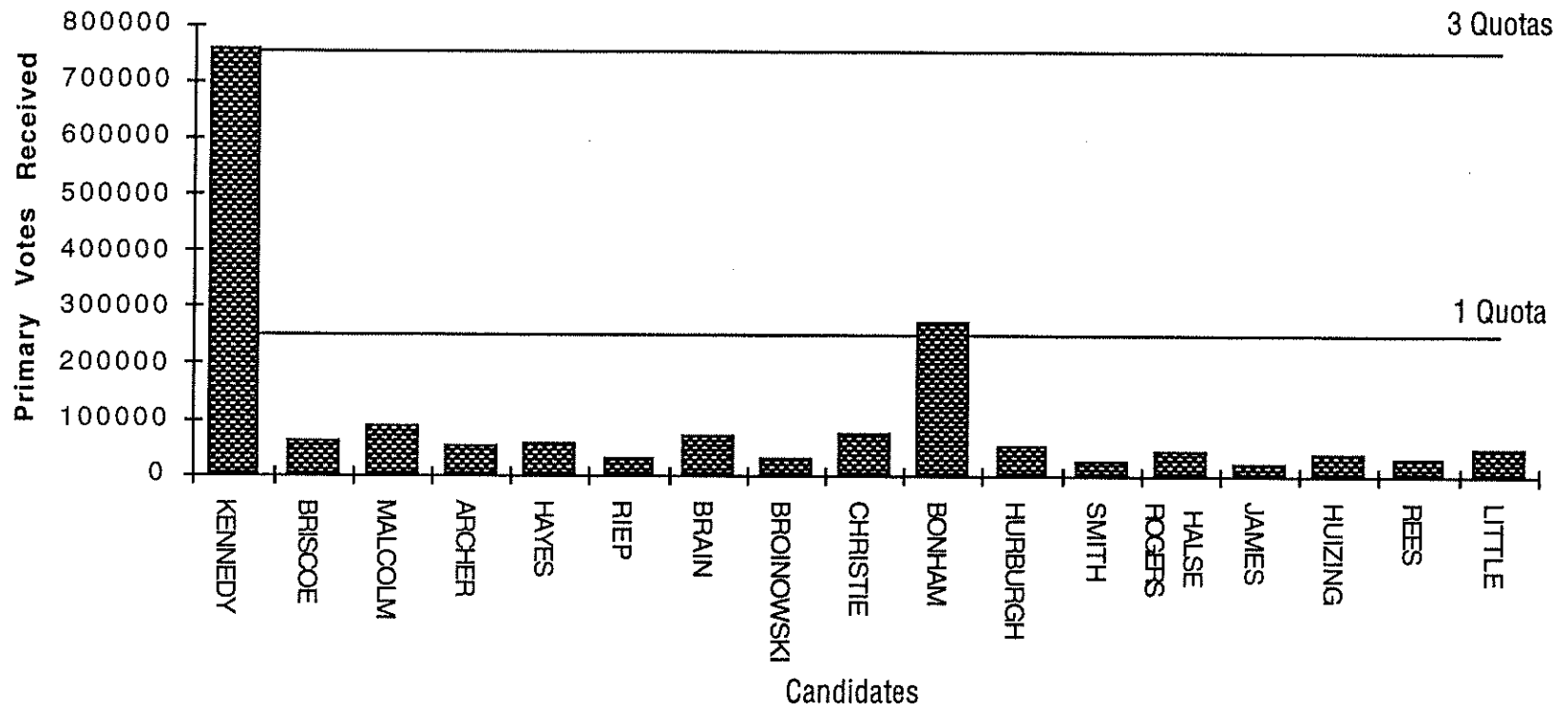
Formal votes : 15986

Informal ballot papers : 382

Informality rate : 2.3 %

		Candidates			Exhausted votes	Total first preferences	Remarks
		MILBURN	DEMPSEY	CAMILLERI			
Count 1	Total	<b>7011</b>	<b>4233</b>	<b>4742</b>		<b>15986</b>	
Count 2	Votes transferred	2601	-4233	1324	308		Dempsey Excluded
	Progressive totals	<b>9612</b>	0	6066	308	<b>15986</b>	MILBURN ELECTED DEPUTY MAYOR

## Hobart City Council



# Hobart City Council

Polling closed at 6 pm Saturday 26 March 1994

Electors enrolled : 33887

Declarations returned : 18328

Response rate : 54.1 %

Declarations rejected : 420

Declarations admitted : 17908

Rejection rate : 2.3 %

Ballot paper adjustment : 46

Total ballot papers : 17862

Formal votes : 17601

Informal ballot papers : 261

Informality rate : 1.5 %

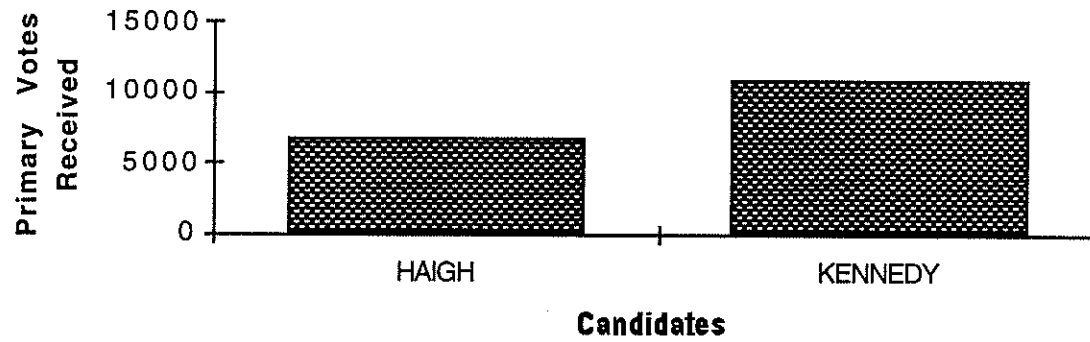
## Distribution of preferences (multiplied by 100)

$$\text{Quota} = \frac{17601 \times 100}{6 + 1} + 1 = 251443$$

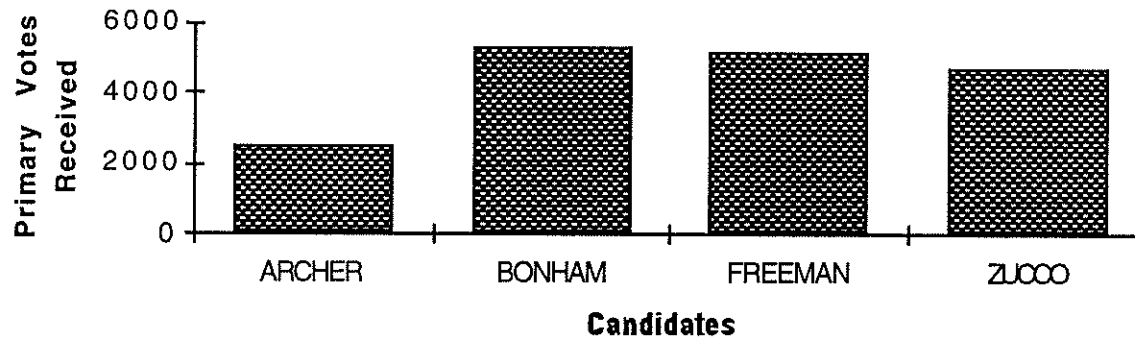
		Candidates																Exhausted	Loss by	Total first	Remarks	
		KENNEDY	BRISCOE	MALCOM	ARCHER	HAYES	RIEP	BRAIN	BRONOWSKI	CHRISTIE	BONHAM	HURBURGH	SMITH	HALSE ROGERS	JAMES	HUTZING	RESS	LITTLE	votes	Fraction		preferences
Count 1	Total	759600	59700	89700	54600	59100	31300	70200	28600	75200	272600	51200	25200	45500	20000	38800	31000	47800			1760100	KENNEDY 1, BONHAM 2 ELECTED
Count 2	Votes transferred	-508157	32846	101952	140820	51845	7693	11840	10502	33181		54789	4883	9231	5485	18664	6689	17727		10		Kennedy surplus distributed
	Progress totals	251443	92546	191652	195420	110945	38993	82040	39102	108381	272600	105989	30083	54731	25485	57464	37689	65527		0	10	1760100
Count 3	Votes transferred		2801	706	931	558	1474	4710	1777	845	-21157	915	325	2444	380	302	659	2320		10		Bonham surplus distributed
	Progress totals	251443	95347	192358	196351	111503	40467	86750	40879	109226	251443	106904	30408	57175	25865	57766	38348	67847		0	20	1760100
Count 4-6	Votes transferred		1574	2926	1515	847	166	964	831	2480		2675	1815	2211	-25865	3007	3008	1832		14		James Excluded
	Progress totals	251443	96921	195284	197866	112350	40633	87714	41710	111706	251443	109579	32223	59386	0	60773	41356	69679		0	34	1760100
Count 7-12	Votes transferred		2150	3108	3049	2548	715	1215	1574	4856		2901	-32223	2070		3374	1828	2822		13		Smith Excluded
	Progress totals	251443	99071	198392	200915	114898	41348	88929	43284	116562	251443	112480	0	61456		64147	43184	72501		0	47	1760100
Count 13-19	Votes transferred		6959	2833	2359	2946	-41348	8850	4011	3114		1601		3263		948	1556	2896		12		Riep Excluded
	Progress totals	251443	106030	201225	203274	117844	0	97779	47295	119676	251443	114081		64719		65095	44740	75397		0	59	1760100
Count 20-32	Votes transferred		4260	3572	2733	2557		5396	2262	3858		5127		4362		3914	-44740	6687		12		Res Excluded
	Progress totals	251443	110290	204797	206007	120401		103175	49557	123534	251443	119208		69081		69009	0	82084		0	71	1760100
Count 33-49	Votes transferred		7965	2371	4198	2702		8485	-49557	3277		6146		4190		3624		6375		200	24	Bronowski Excluded
	Progress totals	251443	118255	207168	210205	123103		111660	0	126811	251443	125354		73271		72633		88459		200	95	1760100
Count 50-76	Votes transferred		4772	12688	10540	6411		3353		9046		12445		4982		-72633		8262		100	34	Hutzing Excluded
	Progress totals	251443	123027	219856	220745	129514		115013		135857	251443	137799		78253		0		96721		300	129	1760100
Count 77-121	Votes transferred		14256	5056	4743	5549		25467		6692		6477		-78253				9310		660	43	Halse Rogers Excluded
	Progress totals	251443	137283	224912	225488	135063		140480		142549	251443	144276		0				106031		960	172	1760100
Count 122-202	Votes transferred		19567	7552	14265	7778		22643		13662		17009						-106031		3488	67	Little Excluded
	Progress totals	251443	156850	232464	239753	142841		163123		156211	251443	161285						0		4448	239	1760100
Count 203	Votes transferred		5800	13900	14600	-59100		5200		6800		11900								900		Hayes part Excluded
	Progress totals	251443	162650	246364	254353	83741		168323		163011	251443	173185								5348	239	1760100
Count 204	Votes transferred		4883	18463		-51845		4415		6221		17326								535	2	Hayes part Excluded
	Progress totals	251443	167533	264827	254353	31896		172738		169232	251443	190511								5883	241	1760100
Count 205-274	Votes transferred		8705			-31896		7260		5381		7322								3185	43	Hayes fully Excluded
	Progress totals	251443	176238	264827	254353	0		179998		174613	251443	197833								9068	284	1760100
Count 275	Votes transferred		498			-2910		378		358		1435								239	2	Archer surplus distributed
	Progress totals	251443	176736	264827	251443			180376		174971	251443	199268								9307	286	1760100
Count 276	Votes transferred		1648	-13384				1600		1745		7758								630	3	Malcom surplus distributed
	Progress totals	251443	178384	251443	251443			181976		176716	251443	207026								9937	289	1760100
Count 277-278	Votes transferred		32932					20349		-108381		46290								8808	2	Christie part Excluded
	Progress totals	251443	211316	251443	251443			202325		68335	251443	253316								18745	291	1760100
Count 279-399	Votes transferred		30452					21084		-68335										16762	37	Christie fully Excluded
	Progress totals	251443	241768	251443	251443			223409		0	251443	253316								35507	328	1760100
Count 400	Votes transferred		860					475				-1873								536	2	Hurburgh surplus distributed
	Progress totals	251443	242628	251443	251443			223884			251443	251443								36043	330	1760100



### Hobart City Lord Mayor



### Hobart City Deputy Lord Mayor



# Hobart City Council

Polling closed at 6 pm Saturday 26 March 1994

Electors enrolled : 33887

Declarations returned : 18328

Response rate : 54.1 %

Declarations rejected : 420

Declarations admitted : 17908

Rejection rate : 2.3 %

Ballot paper adjustment : 10

Total ballot papers : 17898

## Lord Mayor

Formal votes : 17693

Informal ballot papers : 205

Informality rate : 1.1 %

		Candidates		Total first preferences	Remarks
		HAIGH	KENNEDY		
Count 1	Total	6739	10954	17693	KENNEDY ELECTED LORD MAYOR

## Deputy Lord Mayor

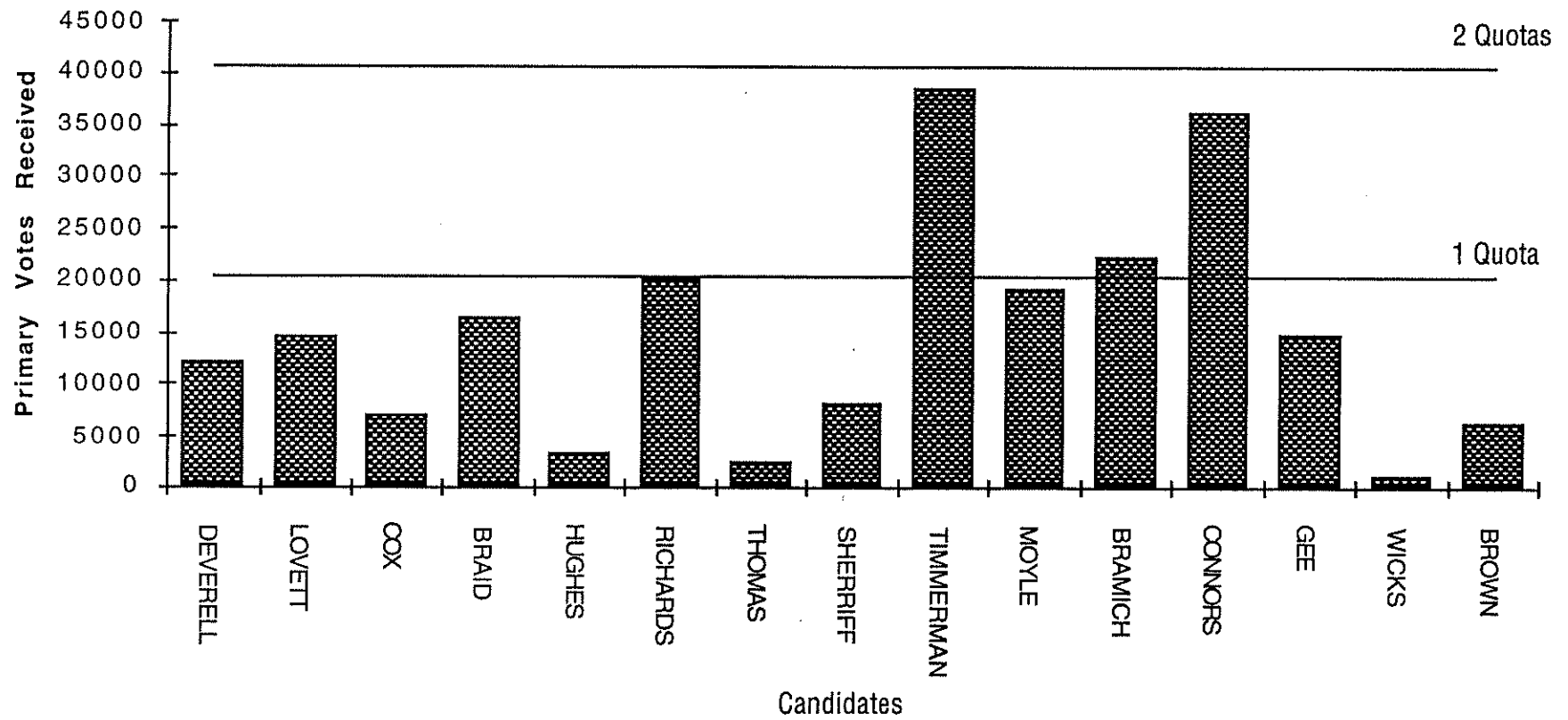
Formal votes : 17704

Informal ballot papers : 194

Informality rate : 1.1 %

		Candidates				Exhausted votes	Total first preferences	Remarks
		ARCHER	BONHAM	FREEMAN	ZUCCO			
Count 1	Total	2475	5346	5162	4721		17704	
Count 2	Votes transferred	-2475	783	1078	455	159		Archer Excluded
	Progressive totals	0	6129	6240	5176	159	17704	
Count 3	Votes transferred		2603	2166	-5176	407		Zucco Excluded
	Progressive totals		8732	8406	0	566	17704	BONHAM ELECTED DEPUTY LORD MAYOR

# Kentish Council



# Kentish Council

Polling closed at 6 pm Saturday 26 March 1994

Electors enrolled : 3542

Declarations returned : 2326

Response rate : 65.7 %

Declarations rejected : 47

Declarations admitted : 2279

Rejection rate : 2.0 %

Ballot paper adjustment : 0

Total ballot papers : 2279

Formal votes : 2241

Informal ballot papers : 38

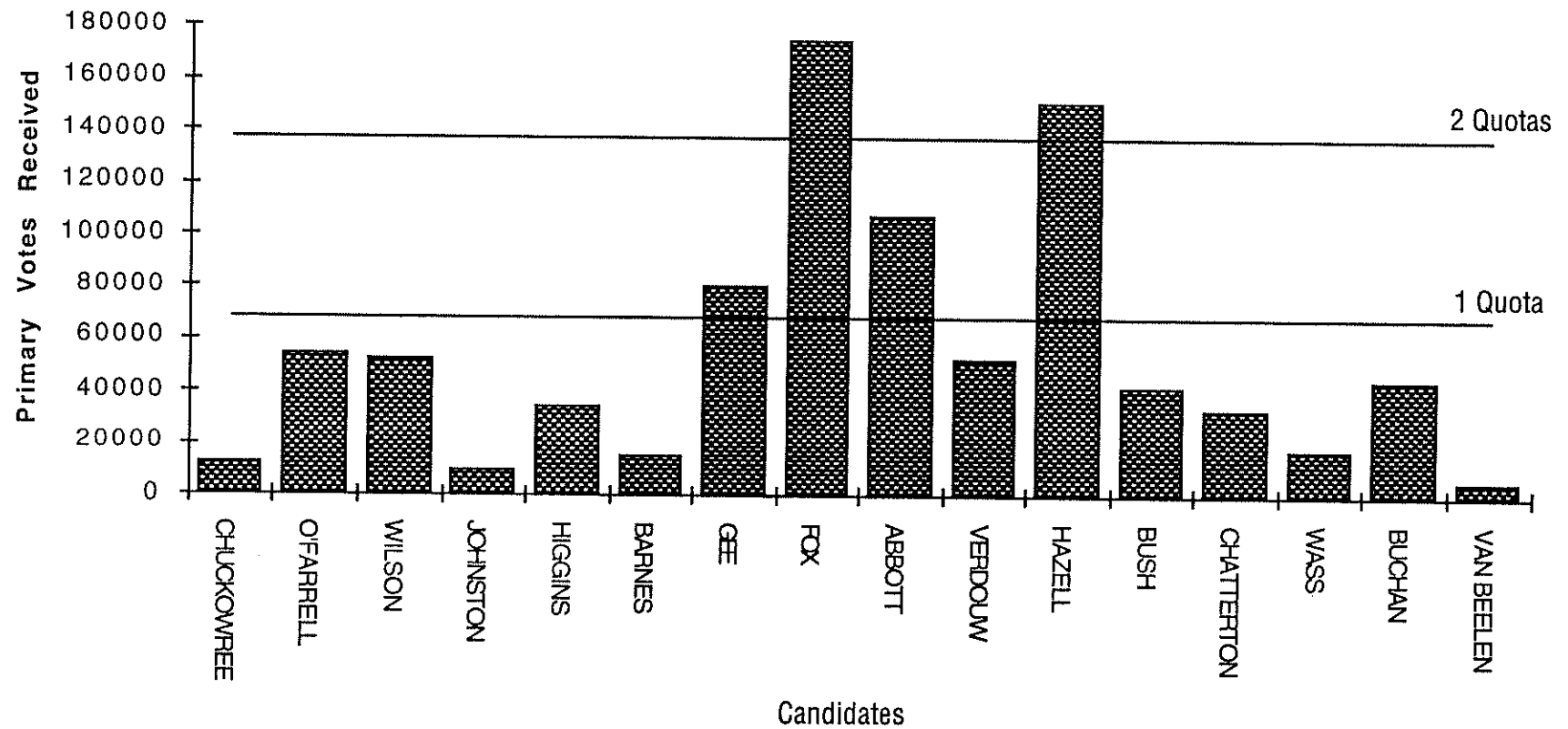
Informality rate : 1.7 %

## Distribution of preferences (multiplied by 100)

$$\text{Quota} = \frac{2241 \times 100}{10+1} + 1 = 20373$$

		Candidates														Exhausted votes	Loss by Fraction	Total first preferences	Remarks		
		DEVERELL	LOVETT	COX	BRAID	HUGHES	RICHARDS	THOMAS	SHERRIFF	TIMMERMAN	MOYLE	BRAMICH	CONNORS	GEE	WICKS	BROWN					
Count 1	Total	12100	14700	7100	16500	3500	20300	2600	8200	38500	19400	22200	36400	15000	1200	6400			224100	TIMMERMAN 1, CONNORS 2, BRAMICH 3 ELECTED	
Count 2	Votes transferred	1789	1318	2071	3013	1365	612	847	2495	-18127	1082			1035	564	1930		6		Timmerman surplus distributed	
	Progress totals	13889	16018	9171	19513	4865	20912	3447	10695	20373	20482	22200	36400	16035	1764	8330		0	6	224100	RICHARDS 4, MOYLE 5 ELECTED
Count 3	Votes transferred	924	352	2905	2025	880		1585	2950				-16027	1188	704	2509			5		Connors surplus distributed
	Progress totals	14813	16370	12076	21538	5745	20912	5032	13645	20373	20482	22200	20373	17223	2468	10839		0	11	224100	BRAID 6 ELECTED
Count 4	Votes transferred	156	65	271		312		164	296					115	131	312			5		Bramich surplus distributed
	Progress totals	14969	16435	12347	21538	6057	20912	5196	13941	20373	20482	20373	20373	17338	2599	11151		0	16	224100	
Count 5	Votes transferred		82	124		82	-539	41	124					41		41			4		Richards surplus distributed
	Progress totals	14969	16517	12471	21538	6139	20373	5237	14065	20373	20482	20373	20373	17379	2599	11192		0	20	224100	
Count 6	Votes transferred	23	14	9					14					18	4	23			4		Moyle surplus distributed
	Progress totals	14992	16531	12480	21538	6139	20373	5237	14079	20373	20373	20373	20373	17397	2603	11215		0	24	224100	
Count 7	Votes transferred	75		379	-1185	227		75	202					50	50	101			6		Braid surplus distributed
	Progress totals	15067	16531	12859	20373	6366	20373	5312	14281	20373	20373	20373	20373	17447	2653	11316		0	30	224100	
Count 8-13	Votes transferred	202	329	323		581		146	225					339	-2653	506			2		Wicks Excluded
	Progress totals	15269	16860	13182	20373	6947	20373	5458	14506	20373	20373	20373	20373	17786	0	11822		0	32	224100	
Count 14-22	Votes transferred	299	387	1534		852		-5458	819					484		1078			5		Thomas Excluded
	Progress totals	15568	17247	14716	20373	7799	20373	0	15325	20373	20373	20373	20373	18270		12900		0	37	224100	
Count 23-38	Votes transferred	458	717	3367		-7799			1090					1012		1149			6		Hughes Excluded
	Progress totals	16026	17964	18083	20373	0	20373		16415	20373	20373	20373	20373	19282		14049		0	43	224100	
Count 39-40	Votes transferred	1029	588	1564					4359					788		-8330			2		Brown part Excluded
	Progress totals	17055	18552	19647	20373		20373		20774	20373	20373	20373	20373	20070		5719		0	45	224100	SHERRIFF 7 ELECTED
Count 41	Votes transferred	352	176	1629										352		-2509					Brown part Excluded
	Progress totals	17407	18728	21276	20373		20373		20774	20373	20373	20373	20373	20422		3210		0	45	224100	COX 8, GEE 9 ELECTED
Count 42-62	Votes transferred	1415	1412													-3210		379	4		Brown fully Excluded
	Progress totals	18822	20140	21276	20373		20373		20774	20373	20373	20373	20373	20422		0		379	49	224100	
Count 63	Votes transferred	143	229						-401										28	1	Sherriff surplus distributed
	Progress totals	18965	20369	21276	20373		20373		20373	20373	20373	20373	20373	20422		0		407	50	224100	
Count 64	Votes transferred	341	439	-903															122	1	Cox surplus distributed
	Progress totals	19306	20808	20373	20373		20373		20373	20373	20373	20373	20373	20422		0		529	51	224100	LOVETT 10 ELECTED
Count 65	Votes transferred	42												-49					6	1	Gee surplus distributed
	Progress totals	19348	20808	20373	20373		20373		20373	20373	20373	20373	20373	20373		0		535	52	224100	
Count 66	Votes transferred	338	-435																95	1	Lozett surplus distributed
	Progress totals	19686	20373	20373	20373		20373		20373	20373	20373	20373	20373	20373		0		631	53	224100	

# Kingborough Council



# Kingborough Council

Polling closed at 6 pm Saturday 26 March 1994

Electors enrolled : 17841

Declarations rejected : 242

Ballot paper adjustment : 8

Formal votes : 8908

Declarations returned : 9394

Declarations admitted : 9152

Total ballot papers : 9144

Informal ballot papers : 236

Response rate : 52.7 %

Rejection rate : 2.6 %

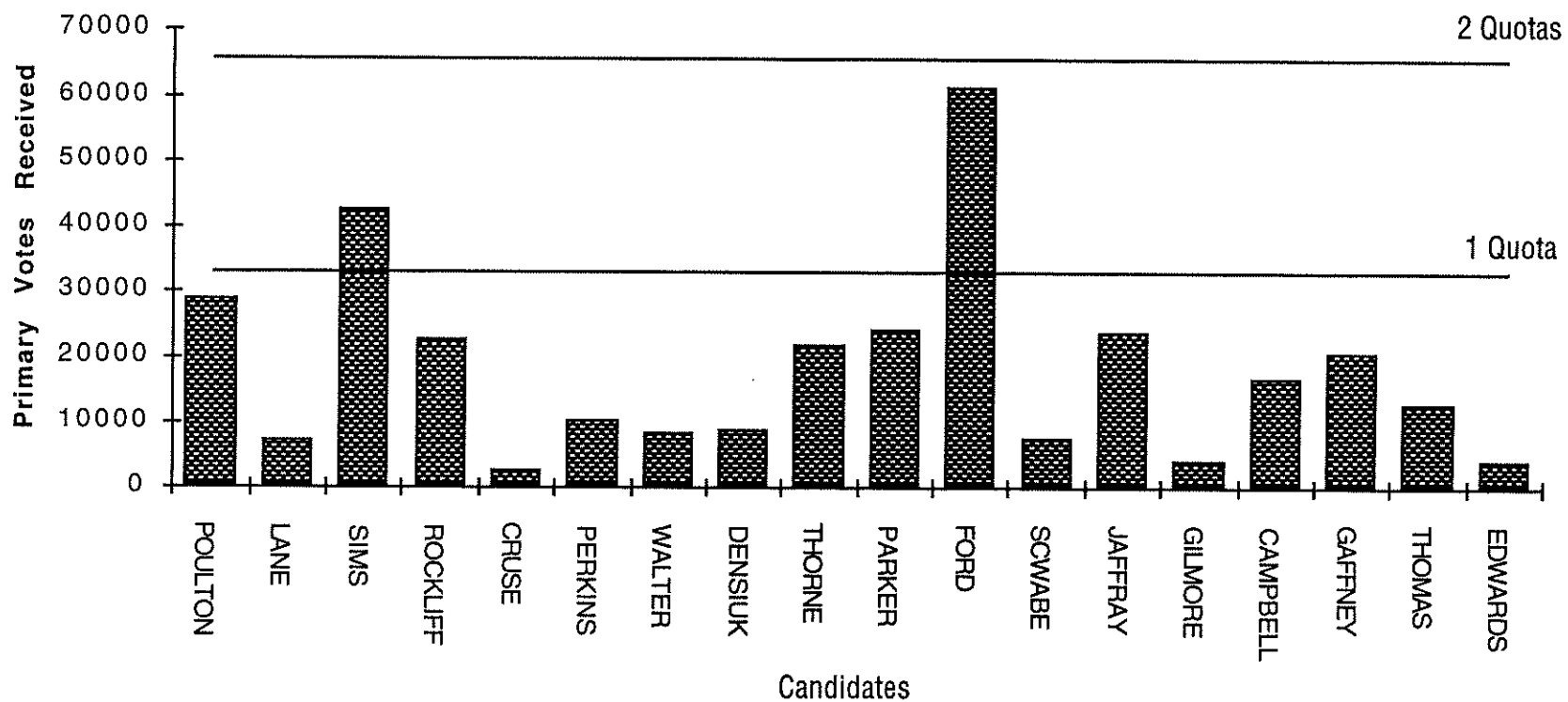
Informality rate : 2.6 %

## Distribution of preferences (multiplied by 100)

$$\text{Quota} = \frac{8908 \times 100}{12 + 1} + 1 = 68524$$

		Candidates															Exhausted	Loss by	Total first	Remarks	
		CHUCKOWREE	O'FARRELL	WILSON	JOHNSTON	HIGGINS	BARNES	GEE	FOX	ABBOTT	VERDOUW	HAZELL	BUSH	CHATTERTON	WASS	BUCHAN	VAN BEELLEN	votes	Fraction	preferences	
Count 1	Total	11800	54700	52700	9900	34600	14800	80700	175000	107900	52600	151900	42400	33900	17700	44800	5400			890800	FOX 1, HAZELL 2, ABBOTT 3, GEE 4 ELECTED
Count 2	Votes transferred	1764	5110	24884	1581	2920	3954		-106476		6996		19895	4076	2068	32672	547		9		Fox surplus distributed
	Progress totals	13564	59810	77584	11481	37520	18754	80700	68524	107900	59596	151900	62295	37976	19768	77472	5947	0	9	890800	WILSON 5, BUCHAN 6 ELECTED
Count 3	Votes transferred	1591	14216		4336	8068	7519				23766	-83376	8123	8068	5982		1701		6		Hazell surplus distributed
	Progress totals	15155	74026	77584	15817	45588	26273	80700	68524	107900	83362	68524	70418	46044	25750	77472	7648	0	15	890800	VERDOUW 7, O'FARRELL 8, BUSH 9 ELECTED Abbott surplus distributed
Count 4	Votes transferred	3101			4598	5546	7445			-39376				11312	5145		2226		3		
	Progress totals	18256	74026	77584	20415	51134	33718	80700	68524	68524	83362	68524	70418	57356	30895	77472	9874	0	18	890800	
Count 5	Votes transferred	407			1388	2112	3530	-12176						3213	920		603		3		Gee surplus distributed
	Progress totals	18663	74026	77584	21803	53246	37248	68524	68524	68524	83362	68524	70418	60569	31815	77472	10477	0	21	890800	
Count 6	Votes transferred	1727		-9060	686	1506	1129							2348	1351		310		3		Wilson surplus distributed
	Progress totals	20390	74026	68524	22489	54752	38377	68524	68524	68524	83362	68524	70418	62917	33166	77472	10787	0	24	890800	
Count 7	Votes transferred	1366			883	1849	1033							2099	1299	-8946	416		3		Buchan surplus distributed
	Progress totals	21756	74026	68524	23372	56601	39410	68524	68524	68524	83362	68524	70418	65016	34465	68524	11203	0	27	890800	
Count 8	Votes transferred	582			2193	2090	2158				-14838			4214	1987		1610		4		Verdouw surplus distributed
	Progress totals	22338	74026	68524	25565	58691	41568	68524	68524	68524	68524	68524	70418	69230	36452	68524	12813	0	31	890800	CHATTERTON 10 ELECTED
Count 9	Votes transferred	212	-5502		1869	1104	1104								870		339		4		O'Farrell surplus distributed
	Progress totals	22550	68524	68524	27434	59795	42672	68524	68524	68524	68524	68524	70418	69230	37322	68524	13152	0	35	890800	
Count 10	Votes transferred	89			217	563	319						-1894		652		51		3		Bush surplus distributed
	Progress totals	22639	68524	68524	27651	60358	42991	68524	68524	68524	68524	68524	68524	69230	37974	68524	13203	0	38	890800	
Count 11	Votes transferred	22			109	97	166							-706	246		63		3		Chatterton surplus distributed
	Progress totals	22661	68524	68524	27760	60455	43157	68524	68524	68524	68524	68524	68524	68524	38220	68524	13266	0	41	890800	
Count 12-22	Votes transferred	1351			2537	1807	1881								5669		-13266		21		Van Beelen Excluded
	Progress totals	24012	68524	68524	30297	62262	45038	68524	68524	68524	68524	68524	68524	68524	43889	68524	0	0	62	890800	
Count 23-31	Votes transferred	-22550			7894	6263	3911								4472				10		Chuckowree part Excluded
	Progress totals	1462	68524	68524	38191	68525	48949	68524	68524	68524	68524	68524	68524	68524	48361	68524		0	72	890800	HIGGINS 11 ELECTED
Count 32-42	Votes transferred	-1462			444	496									519				3		Chuckowree fully Excluded
	Progress totals	0	68524	68524	38635	68525	49445	68524	68524	68524	68524	68524	68524	68524	48880	68524		0	75	890800	
Count 43	Votes transferred				1	1															Higgins surplus distributed
	Progress totals		68524	68524	38636	68524	49445	68524	68524	68524	68524	68524	68524	68524	48880	68524		0	75	890800	
Count 44 -66	Votes transferred				-34097	20769									13146			166	16		Johnston part Excluded
	Progress totals		68524	68524	4539	68524	70214	68524	68524	68524	68524	68524	68524	68524	62026	68524		166	91	890800	BARNES 12 ELECTED

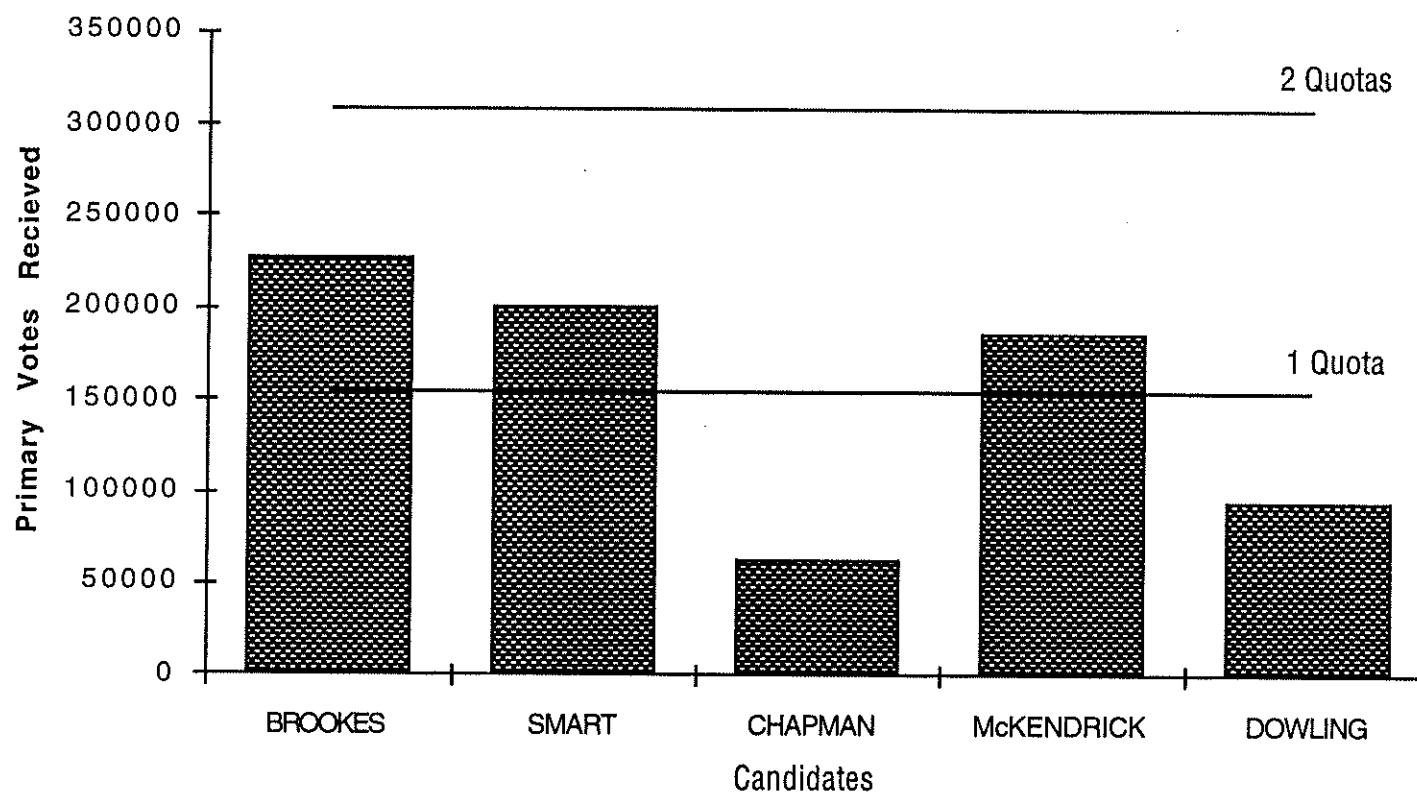
# Latrobe Council







### Launceston City Council - East District



# Launceston City Council - East District

Polling closed at 6 pm Saturday 26 March 1994

Electors enrolled : 15702

Declarations rejected : 206

Ballot paper adjustment : 9

Formal votes : 7716

Declarations returned : 7969

Declarations admitted : 7763

Total ballot papers : 7754

Informal ballot papers : 38

Response rate : 50.8 %

Rejection rate : 2.6 %

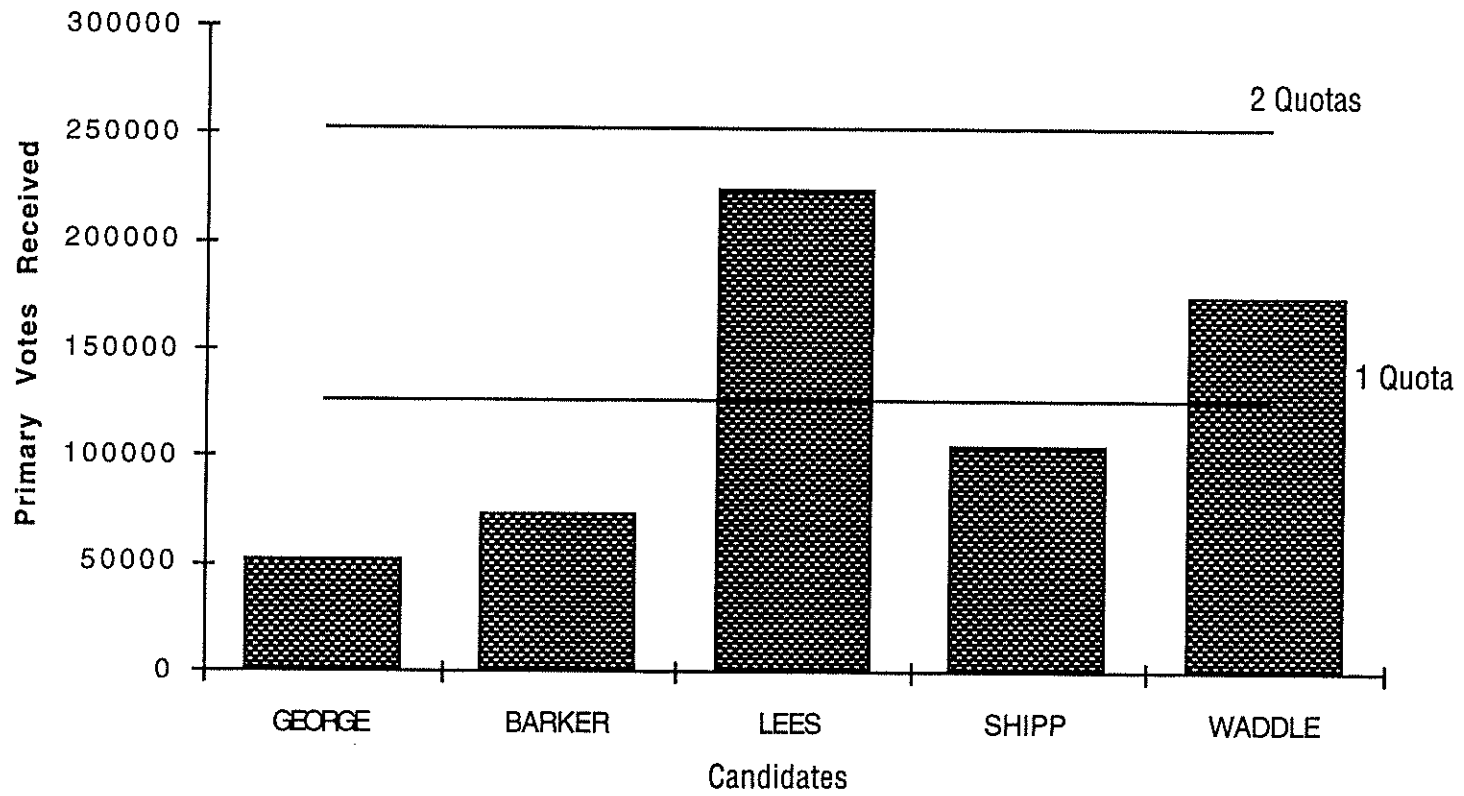
Informality rate : 0.5 %

Distribution of preferences (multiplied by 100)

$$\text{Quota} = \frac{7716 \times 100}{4 + 1} + 1 = 154321$$

		Candidates					Exhausted votes	Loss by fraction	Total first preferences	Remarks
		BROOKES	SMART	CHAPMAN	McKENDRICK	DOWLING				
Count 1	Total	227100	200700	63000	186300	94500		771600	BROOKES 1, SMART 2, McKENDRICK 3 ELECTED	
Count 2	Votes transferred	-72779		25637		47141		1	Brookes surplus distributed	
	Progress totals	154321	200700	88637	186300	141641	0	1	771600	
Count 3	Votes transferred		-46379	27106		19272		1	Smart surplus distributed	
	Progress totals	154321	154321	115743	186300	160913	0	2	771600	DOWLING 4 ELECTED

### Launceston City Council - North District



# Launceston City Council - North District

Polling closed at 6 pm Saturday 26 March 1994

Electors enrolled : 14181

Declarations rejected : 187

Ballot paper adjustment : 6

Formal votes : 6312

Declarations returned : 6538

Declarations admitted : 6351

Total ballot papers : 6345

Informal ballot papers : 33

Response rate : 46.1 %

Rejection rate : 2.9 %

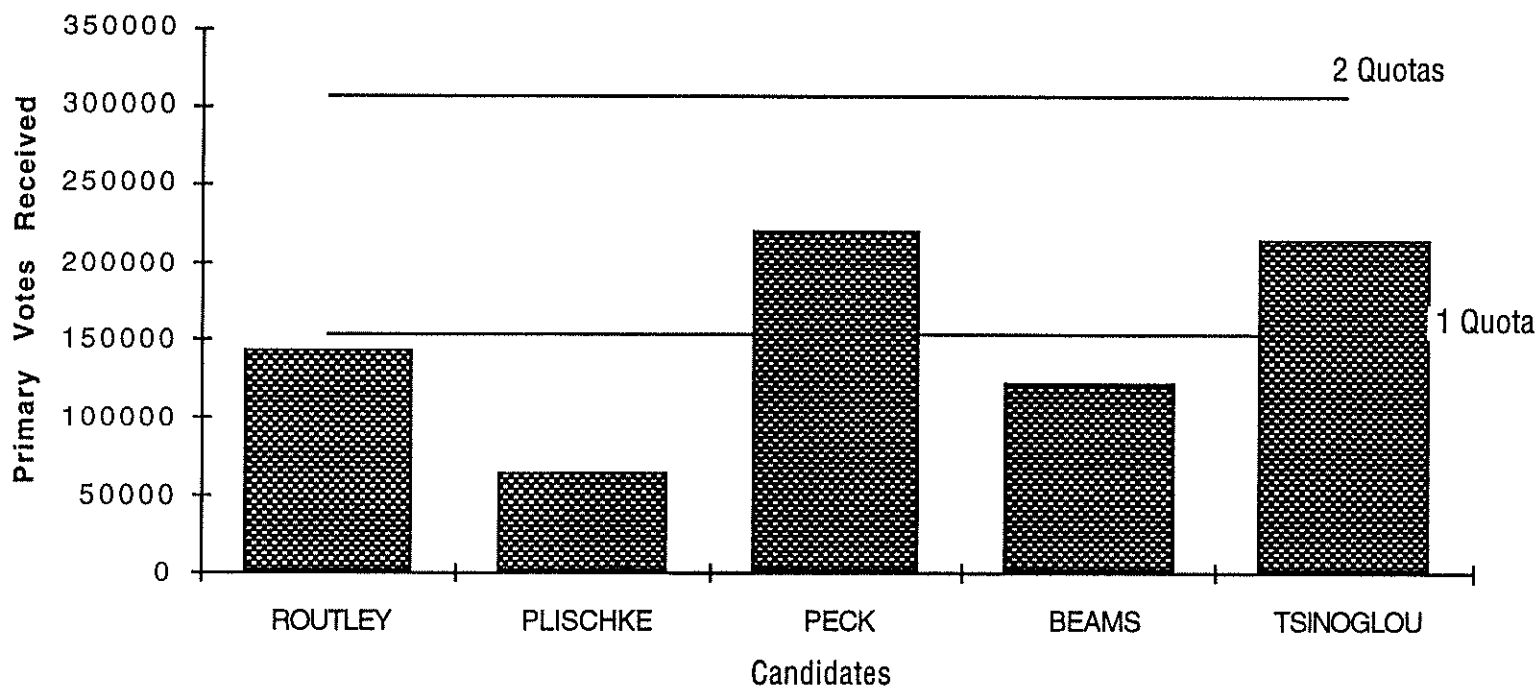
Informality rate : 0.5%

Distribution of preferences (multiplied by 100)

$$\text{Quota} = \frac{6312 \times 100}{4 + 1} + 1 = 126241$$

		Candidates					Exhausted votes	Loss by fraction	Total first preferences	Remarks
		GEORGE	BARKER	LEES	SHIPP	WADDLE				
Count 1	Total	52000	73700	224400	106100	175000			631200	LEES 1, WADDLE 2 ELECTED
Count 2	Votes transferred	19378	35212	-98159	43567			2		Lees surplus distributed
	Progress totals	71378	108912	126241	149667	175000	0	2	631200	SHIPP 3 ELECTED
Count 3	Votes transferred	18806	29951			-48759		2		Waddle surplus distributed
	Progress totals	90184	138863	126241	149667	126241	0	4	631200	BARKER 4 ELECTED

### Launceston City Council - South West District



# Launceston City Council - South West District

Polling closed at 6 pm Saturday 26 March 1994

Electors enrolled : 15671

Declarations rejected : 206

Ballot paper adjustment : 9

Formal votes : 7653

Declarations returned : 7897

Declarations admitted : 7691

Total ballot papers : 7682

Informal ballot papers : 29

Response rate : 50.4 %

Rejection rate : 2.6 %

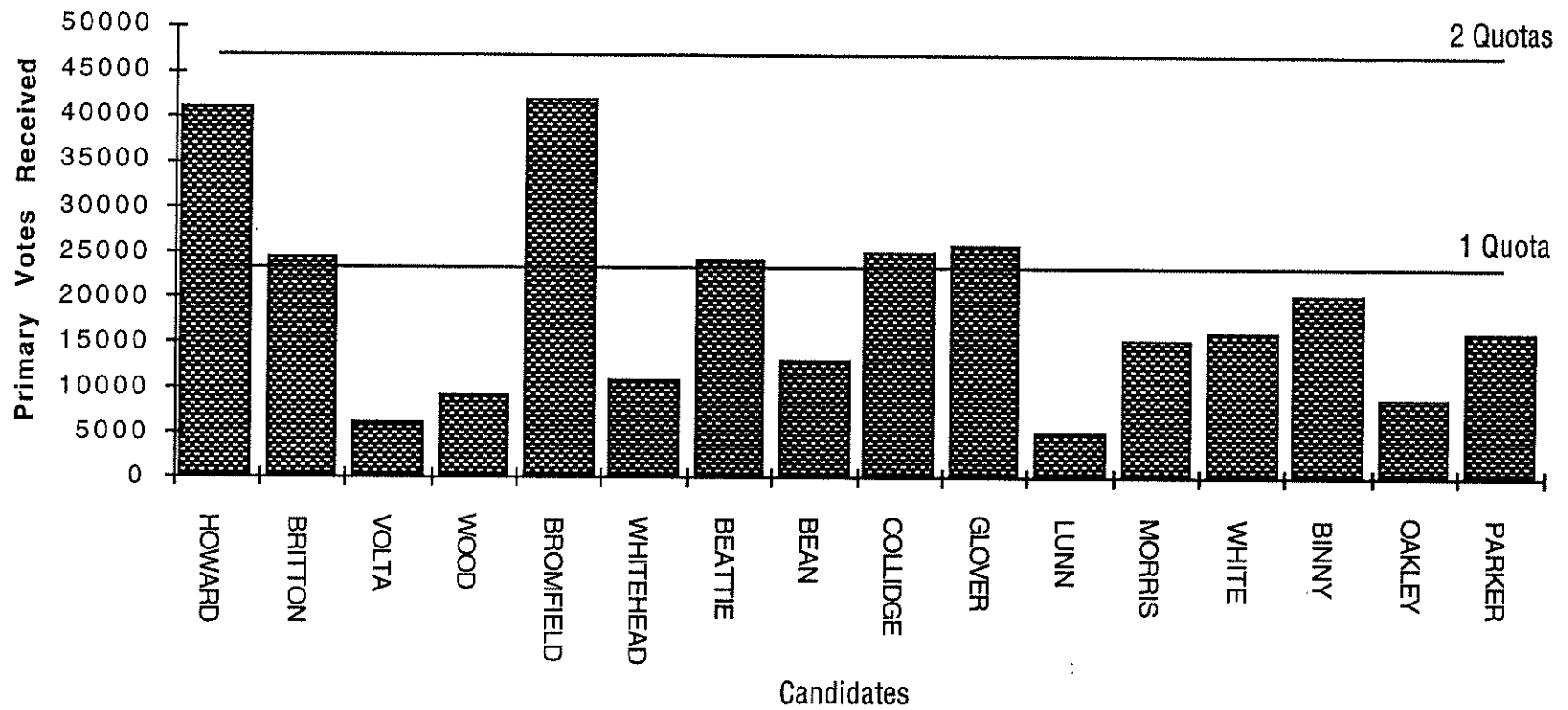
Informality rate : 0.4 %

Distribution of preferences (multiplied by 100)

$$\text{Quota} = \frac{7653 \times 100}{4 + 1} + 1 = 153061$$

		Candidates					Exhausted votes	Loss by fraction	Total first preferences	Remarks
		ROUTLEY	PLISCHKE	PECK	BEAMS	TSINOGLOU				
Count 1	Total	143400	63600	220700	122200	215400		765300	PECK 1, TSINOGLOU 2 ELECTED	
Count 2	Votes transferred	29023	8244	-67639	30371			1	Peck surplus distributed	
	Progress totals	172423	71844	153061	152571	215400	0	1	ROUTLEY 3 ELECTED	
Count 3	Votes transferred		19621		42716	-62339		2	Tsinoglou surplus distributed	
	Progress totals	172423	91465	153061	195287	153061	0	3	BEAMS 4 ELECTED	

## New Norfolk Council



# New Norfolk Council

Polling closed at 6 pm Saturday 26 March 1994

Electors enrolled : 6466

Declarations rejected : 95

Ballot paper adjustment : 1

Formal votes : 3044

Declarations returned : 3205

Declarations admitted : 3110

Total ballot papers : 3109

Informal ballot papers : 65

Response rate : 49.6 %

Rejection rate : 3.0 %

Informality rate : 2.1 %

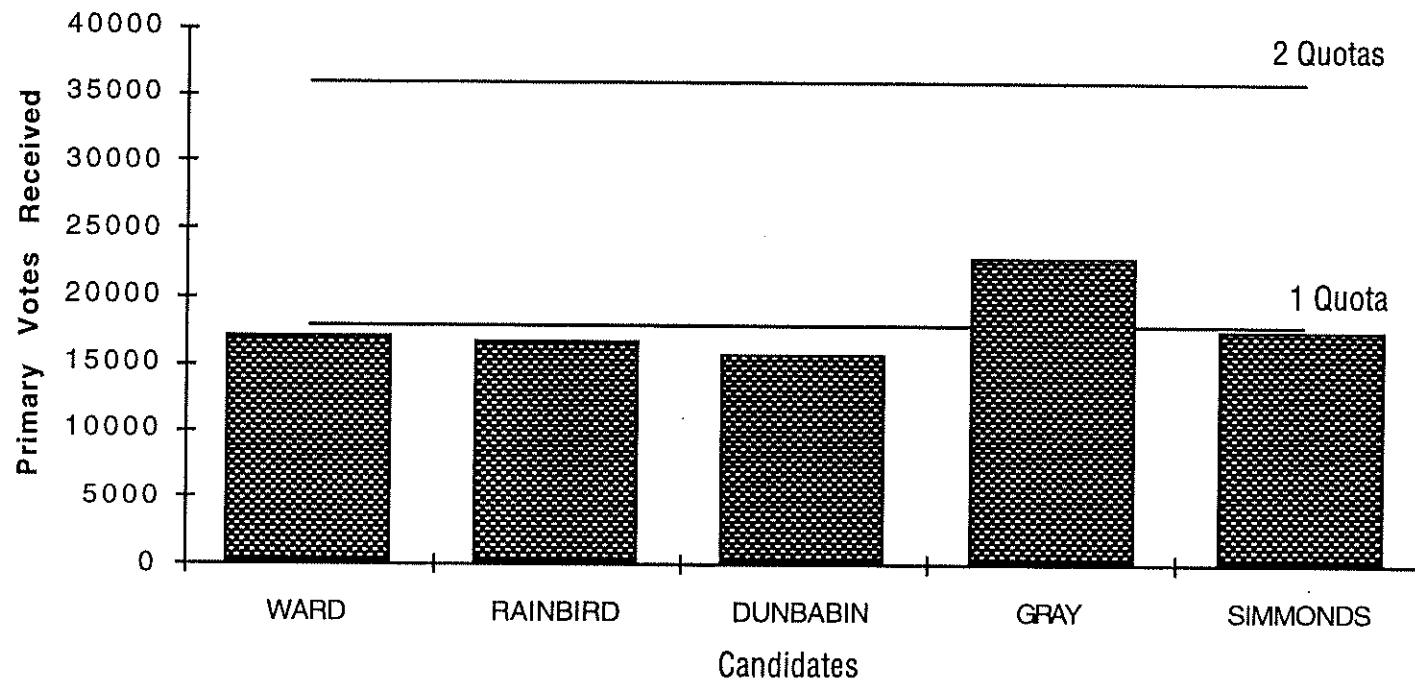
## Distribution of preferences (multiplied by 100)

$$\text{Quota} = \frac{3044 \times 100}{12+1} + 1 = 23416$$

		Candidates															Exhausted	Loss by	Total first	Remarks	
		HOWARD	BRITTON	VOLTA	WOOD	BROMFIELD	WHITEHEAD	BEATTIE	BEAN	COLLIDGE	GLOVER	LUNN	MORRIS	WHITE	BINNY	OAKLEY	PARKER	votes	Fraction		preferences
Count 1	Total	41100	24500	6300	9300	41900	10800	24100	13200	25100	25800	5000	15300	16300	20400	9000	16300			304400	COLLIDGE 4, BRITTON 5, BEATTIE 6 ELECTED
Count 2	Votes transferred			926	2999	-18484	3352		2823			882	1764	1323	3132	397	882		4		Bromfield surplus distributed
	Progress totals	41100	24500	7226	12299	23416	14152	24100	16023	25100	25800	5882	17064	17623	23532	9397	17182	0	4	304400	BINNY 7 ELECTED
Count 3	Votes transferred	-17684		3183	2280		1548		3571			1032	1032	2022		1979	1032		5		Howard surplus distributed
	Progress totals	23416	24500	10409	14579	23416	15700	24100	19594	25100	25800	6914	18096	19645	23532	11376	18214	0	9	304400	
Count 4	Votes transferred			138	388		267		314			-2384	184	443	221		212		5		Glover surplus distributed
	Progress totals	23416	24500	10547	14967	23416	15967	24100	19908	25100	23416	7098	18539	19866	23532	11588	18426	0	14	304400	
Count 5	Votes transferred			46	73		134		107			-1684	26	67	60		60		4		Collidge surplus distributed
	Progress totals	23416	24500	10593	15040	23416	16101	24100	20015	23416	23416	7124	18606	19926	23532	11648	19533	0	18	304400	
Count 6	Votes transferred		-1084	159	137		106		265			39	159	39		61	115		4		Britton surplus distributed
	Progress totals	23416	23416	10752	15177	23416	16207	24100	20280	23416	23416	7163	18765	19965	23532	11709	19648	0	22	304400	
Count 7	Votes transferred			51	116		70	-684	187			17	34	70		76	59		4		Beattie surplus distributed
	Progress totals	23416	23416	10803	15293	23416	16277	23416	20467	23416	23416	7180	18799	20035	23532	11785	19707	0	26	304400	
Count 8	Votes transferred			3	9		14		22			6	14	11	-116	16	16		5		Binny surplus distributed
	Progress totals	23416	23416	10806	15302	23416	16291	23416	20489	23416	23416	7186	18813	20046	23416	11801	19723	0	31	304400	
Count 9-16	Votes transferred			823	703		1195		843			-7186	1615	765		281	949		12		Lunn Excluded
	Progress totals	23416	23416	11629	16005	23416	17486	23416	21332	23416	23416	0	20428	20811	23416	12082	20672	0	43	304400	
Count 17-29	Votes transferred			-11629	3783		849		1638				2197	1423		674	1053		12		Volta Excluded
	Progress totals	23416	23416	0	19788	23416	18335	23416	22970	23416	23416		22625	22234	23416	12756	21725	0	55	304400	
Count 30	Votes transferred				2600		1200		1200				600	1600		-9000	1800				Oakley part Excluded
	Progress totals	23416	23416		22388	23416	19535	23416	24170	23416	23416		23225	23834	23416	3756	23525	0	55	304400	BEAN 8, WHITE 9, PARKER 10 ELECTED
Count 31-32	Votes transferred				1080		690						604			-2376			2		Oakley part Excluded
	Progress totals	23416	23416		23468	23416	20225	23416	24170	23416	23416		23829	23834	23416	1380	23525	0	57	304400	MORRIS 11, WOOD 12 ELECTED



### Sorell Council - Dunalley District



# Sorell Council - Dunalley District

Polling closed at 6 pm Saturday 26 March 1994

Electors enrolled : 1385

Declarations rejected : 29

Ballot paper adjustment : 2

Formal votes : 899

Declarations returned : 936

Declarations admitted : 907

Total ballot papers : 905

Informal ballot papers : 6

Response rate : 67.6 %

Rejection rate : 3.1 %

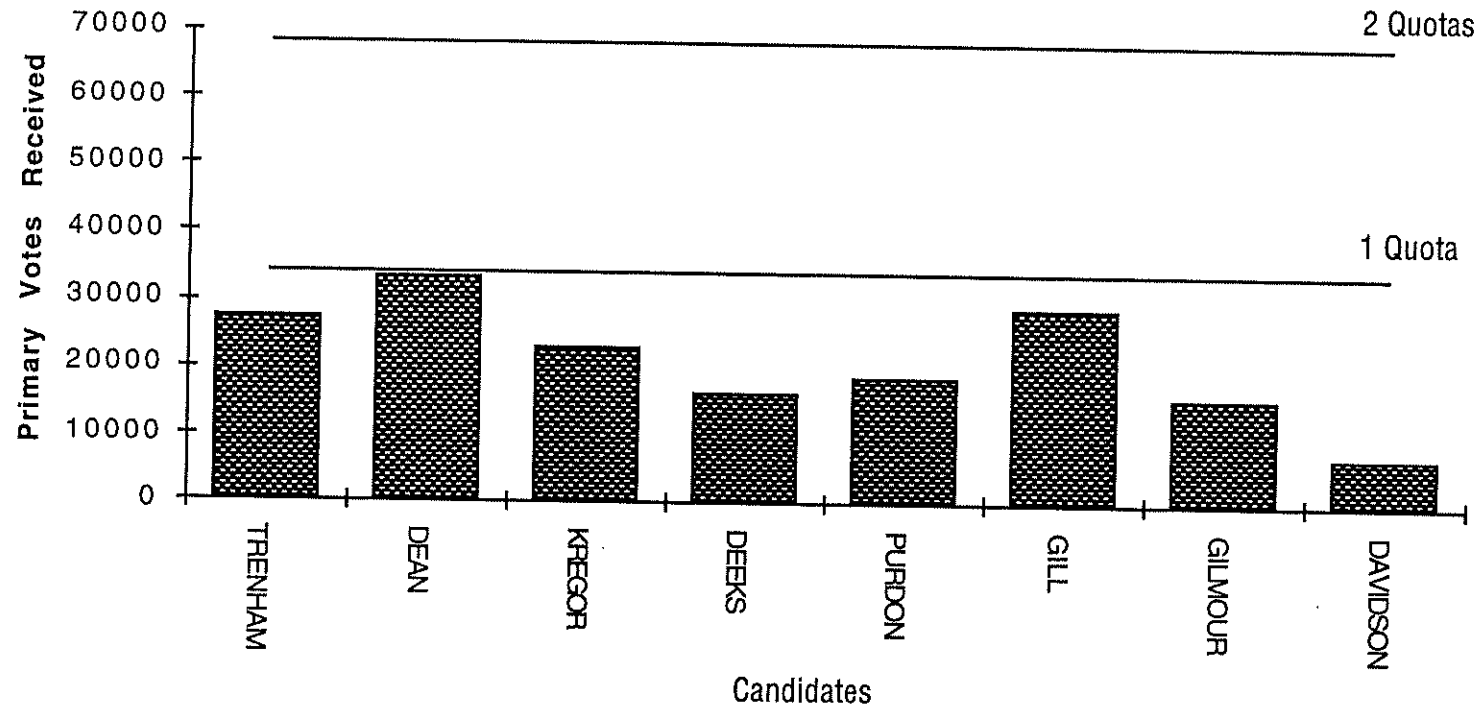
Informality rate : 0.7 %

$$\text{Quota} = \frac{899 \times 100}{4 + 1} + 1 = 17981$$

Distribution of preferences (multiplied by 100)

		Candidates					Exhausted votes	Loss by fraction	Total first preferences	Remarks
		WARD	RAINBIRD	DUNBABIN	GRAY	SIMMONDS				
Count 1	Total	17100	16700	15800	22800	17500		89900	GRAY 1 ELECTED	
Count 2	Votes transferred	1310	697	1965	-4819	845		0	Gray surplus distributed	
	Progress totals	18410	17397	17765	17981	18345	0	2	WARD 2, SIMMONDS 3 ELECTED	
Count 3	Votes transferred	-429	193	235				0	Ward surplus distributed	
	Progress totals	17981	17590	18000	17981	18345	0	3	DUNBABIN 4 ELECTED	

### Sorell Council - Sorell District



# Sorell Council - Sorell District

Polling closed at 6 pm Saturday 26 March 1994

Electors enrolled : 3057  
 Declarations returned : 1755  
 Response rate : 57,4 %

Declarations rejected : 38  
 Declarations admitted : 1717  
 Rejection rate : 2,2 %

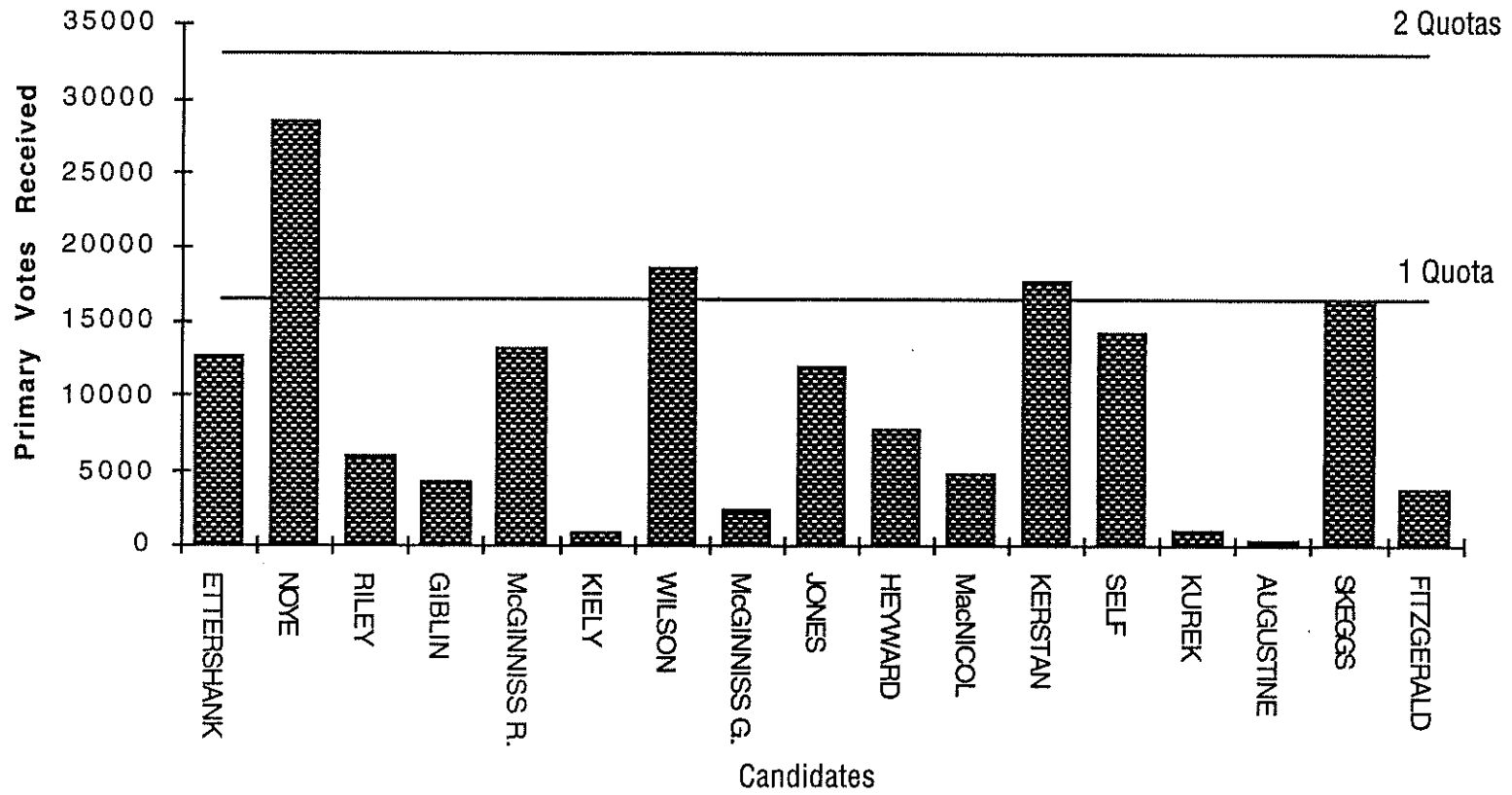
Ballot paper adjustment : 0  
 Total ballot papers : 1717  
 Formal votes : 1710  
 Informal ballot papers : 7  
 Informality rate : 0,4 %

## Distribution of preferences (multiplied by 100)

$$\text{Quota} = \frac{1710 \times 100}{4 + 1} + 1 = 34201$$

		Candidates								Exhausted votes	Loss by fraction	Total first preferences		
		TRENHAM	DEAN	KREGOR	DEEKS	PURDON	GILL	GILMOUR	DAVIDSON					
Count 1	Total	27300	33600	23000	16200	18700	28900	15900	7400	0	0	171000		
Count 2	Votes transferred	700	1500	1100	1000	1100	1100	900	-7400				Davidson Excluded	
	Progress totals	28000	35100	24100	17200	19800	30000	16800	0	0	0	171000	DEAN 1 ELECTED	
Count 3	Votes transferred	179	-899	119	0	419	59	119			4		Dean surplus distributed	
	Progress totals	28179	34201	24219	17200	20219	30059	16919			4	171000		
Count 4	Votes transferred	3300	0	1800	1700	2800	6300	-15900					Gilmour part Excluded	
	Progress totals	31479	34201	26019	18900	23019	36359	1019		0	4	171000	GILL 2 ELECTED	
Count 5-6	Votes transferred	300		259	100	359		-1019			1		Gilmour fully Excluded	
	Progress totals	31779	34201	26278	19000	23378	36359	0		0	5	171000		
Count 7	Votes transferred	411		822	205	685	-2158			34	1		Gill surplus distributed	
	Progress totals	32190	34201	27100	19205	24063	34201			34	6	171000		
Count 8	Votes transferred	5900		4900	-16200	5300				100			Deeks part Excluded	
	Progress totals	38090	34201	32000	3005	29363	34201			134	6	171000	TRENHAM 3 ELECTED	
Count 9-12	Votes transferred			1002	-3005	1568				434	1		Deeks fully Excluded	
	Progress totals	38090	34201	33002	0	30931	34201			568	7	171000		
Count 13	Votes transferred	-3889		1911		1581				395	2		Trenham surplus distributed	
	Progress totals	34201	34201	34913		32512	34201			963	9	171000	KREGOR 4 ELECTED	

# Tasman Council



# Tasman Council

Polling closed at 6 pm Saturday 26 March 1994

Electors enrolled : 2039

Declarations returned : 1711

Response rate : 83.9 %

Declarations rejected : 29

Declarations admitted : 1682

Rejection rate : 1.7 %

Ballot paper adjustment : 0

Total ballot papers : 1682

Formal votes : 1651

Informal ballot papers : 31

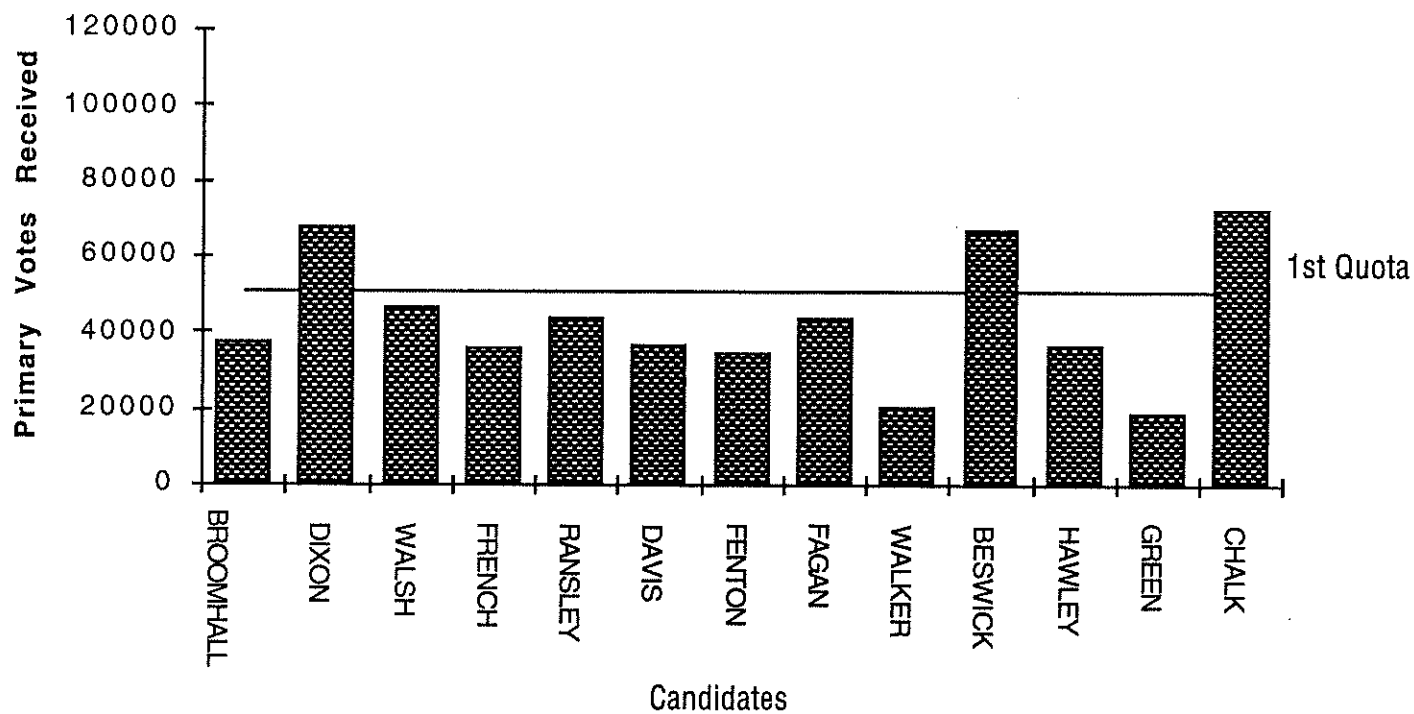
Informality rate : 1.8 %

## Distribution of preferences (multiplied by 100)

$$\text{Quota} = \frac{1651 \times 100}{9 + 1} + 1 = 16511$$

		Candidates																Exhausted	Loss by	Total first	Remarks				
		ETTERSHANK	NOYE	RILEY	GIBLIN	MCGINNISS R.	KIELY	WILSON	MCGINNISS G.	JONES	HEYWARD	MacNICOL	KERSTAN	SELF	KUREK	AUGUSTINE	SKEGGS	FITZGERALD	votes	Fraction	preferences				
Count 1	Total	12700	28500	6000	4400	13200	800	18600	2500	12000	7800	4800	17800	14200	1000	400	16600	3800			165100	NOYE 1, WILSON 2, KERSTAN 3, SKEGGS 4 ELECTED			
Count 2	Votes transferred	799	-11989	1219	210	3365	42		673	1472	1556	588		1598	210	84	168			5	0	0	Noye surplus distributed		
	Progress totals	13499	16511	7219	4610	16565	842	18600	3173	13472	9356	5388	17800	15798	1210	484	16600	3968	0	5	165100	McGINNESS R. 5 ELECTED			
Count 3	Votes transferred	56		101	89		33	2089	235	78	370	67		876	22	11		146		5	0	0	Wilson surplus distributed		
	Progress totals	13555	16511	7320	4699	16565	875	16511	3408	13550	9726	5455	17800	16674	1232	495	16600	4114	0	10	165100	SELF 6 ELECTED			
Count 4	Votes transferred	79		123	57		36		86	282	246	72	-1289		144	72		86		6	0	0	Kerstan surplus distributed		
	Progress totals	13634	16511	7443	4756	16565	911	16511	3494	13832	9972	5527	16511	16674	1376	567	16600	4200	0	16	165100				
Count 5	Votes transferred	4		7	3				5	26	25	2			6	2	-89	2		7	0	0	Skeggs surplus distribution		
	Progress totals	13638	16511	7450	4759	16565	911	16511	3499	13858	9997	5529	16511	16674	1382	569	16511	4202	0	23	165100				
Count 6	Votes transferred	2		14		-54			5	4	20	1			3			1		4	0	0	McGINNESS R. surplus distributed		
	Progress totals	13640	16511	7464	4759	16511	911	16511	3504	13862	10017	5530	16511	16674	1385	569	16511	4203	0	27	165100				
Count 7	Votes transferred	16		35	4				6	8	68	2		-163	2			18		4	0	0	Self surplus distributed		
	Progress totals	13656	16511	7499	4763	16511	911	16511	3510	13870	10085	5532	16511	16511	1387	569	16511	4221	0	31	165100				
Count 8-12	Votes transferred	107		42	100					43	49	114			100	-569		11		3	0	0	Augustine Excluded		
	Progress totals	13763	16511	7541	4863	16511	911	16511	3510	13913	10134	5646	16511	16511	1487	0	16511	4232	0	34	165100				
Count 13-16	Votes transferred	7		118			-911				114	100								1	0	0	Kiely Excluded		
	Progress totals	13770	16511	7659	4863	16511	0	16511	3821	14173	10248	5746	16511	16511	1487		16511	4232	0	35	165100				
Count 17-24	Votes transferred	130		211					249	26	313	107			-1487			447		4	0	0	Kurek Excluded		
	Progress totals	13900	16511	7870	4863	16511	16511	4070	14199	10561	5853	16511	16511	0			16511	4679	0	39	165100				
Count 25-36	Votes transferred	336		740	331			-4070	1753	312	200							391		7	0	0	McGINNESS G Excluded		
	Progress totals	14236	16511	8610	5194	16511	16511	0	15952	10873	6053	16511	16511				16511	5070	0	46	165100				
Count 37-52	Votes transferred	2272		3	1367				77	326	971							-5070		49	5	0	0	Fitzgerald Excluded	
	Progress totals	16508	16511	8613	6561	16511	16511	16029	11199	7024	16511	16511					16511	0	49	51	165100				
Count 53	Votes transferred	1900		200	-4400					200	2100											0	0	Giblin part Excluded	
	Progress totals	18408	16511	8813	2161	16511	16511	16029	11399	9124	16511	16511					16511		49	51	165100	ETTERSHANK 7 ELECTED			
Count 54-70	Votes transferred			315	-2161				242	283	1319									2	0	0	0	Giblin fully Excluded	
	Progress totals	18408	16511	9128	0	16511	16511	16271	11682	10443	16511	16511					16511		49	53	165100				
Count 71	Votes transferred	-1897							99	99	1697									2	0	0	0	Ettershank surplus distributed	
	Progress totals	16511	16511	9128		16511	16511	16370	11781	12140	16511	16511					16511		49	55	165100				
Count 72	Votes transferred			-6000					3900	1700	400											0	0	0	Riley part Excluded
	Progress totals	16511	16511	3128		16511	16511	20270	13481	12540	16511	16511					16511		49	55	165100	JONES 8 ELECTED			
Count 73-100	Votes transferred			-3128						2133	792									197	6	0	0	0	Riley fully Excluded
	Progress totals	16511	16511	0		16511	16511	20270	15614	13332	16511	16511					16511		246	61	165100				
Count 101	Votes transferred								-3759	2891	289									578	1	0	0	0	Jones surplus distributed
	Progress totals	16511	16511			16511	16511	16511	18505	13621	16511	16511					16511		824	62	165100	HEYWARD 9 ELECTED			

# Waratah-Wynyard Council



# Waratah - Wynyard Council

Polling closed at 6 pm Saturday 26 March 1994

Electors enrolled : 9919

Declarations returned : 5886

Response rate : 59.3 %

Declarations rejected : 152

Declarations admitted : 5734

Rejection rate : 2.6 %

Ballot paper adjustment : 8

Total ballot papers : 5726

Formal votes : 5620

Informal ballot papers : 106

Informality rate : 1.9 %

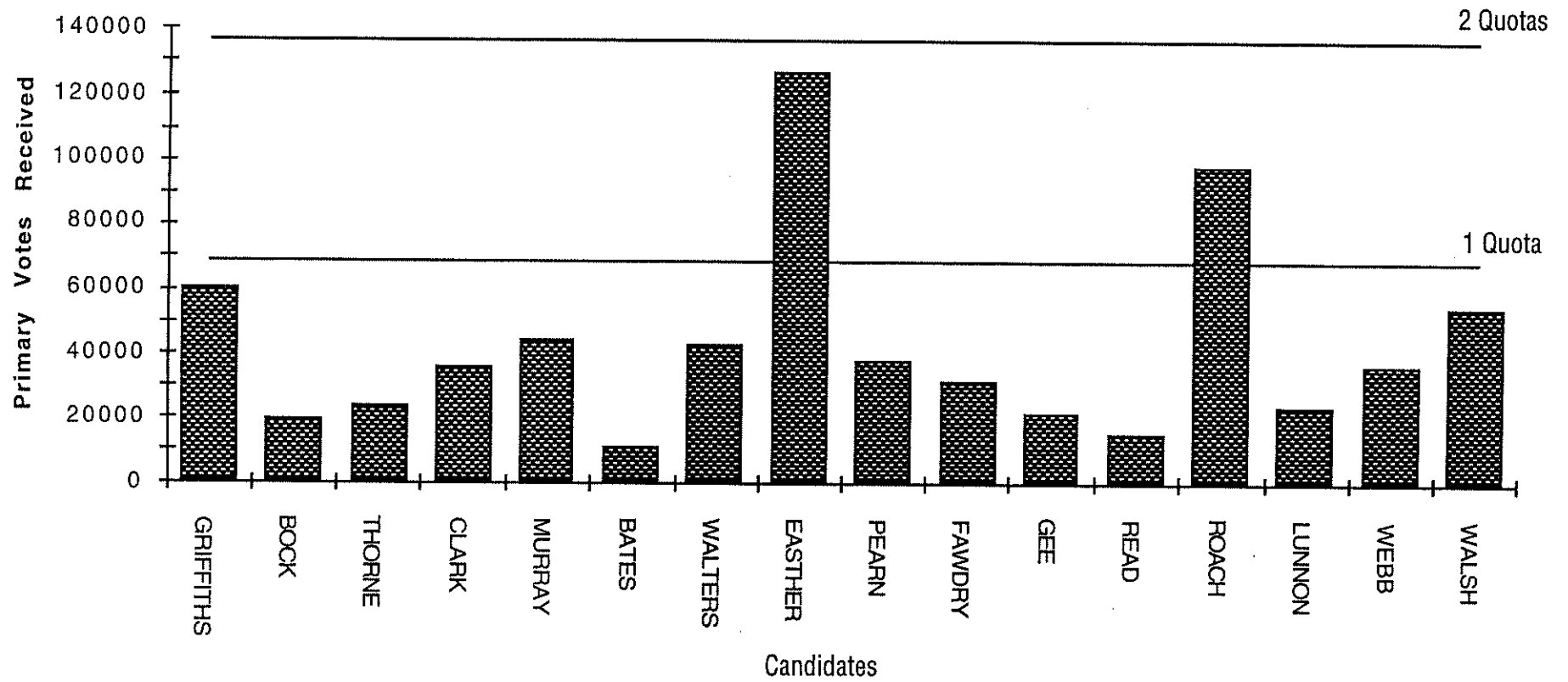
## Distribution of preferences (multiplied by 100)

$$\text{Quota} = \frac{5620 \times 100}{10+1} + 1 = 51091$$

		Candidates												Exhausted	Loss by	Total first	Remarks	
		BROOMHALL	DIXON	WALSH	FRENCH	RANSLEY	DAVIS	FENTON	FAGAN	WALKER	BESWICK	HAWLEY	GREEN	CHALK	votes	Fraction		preferences
Count 1	Total	37500	67700	46400	35700	44000	36700	34800	44000	20500	67100	36400	18900	72300			562000	CHALK 1, DIXON 2, BESWICK 3 ELECTED
Count 2	Votes transferred	762		1789	4018	1525	1437	3402	1466	2288		2933	1584	-21209		5		Chalk surplus distributed
	Progress totals	38262	67700	48189	39718	45525	38137	38202	45466	22788	67100	39333	20484	51091	0	5	562000	
Count 3	Votes transferred	1079	-16609	1889	2821	2575	637	2477	1275	1324		1422	1103			7		Dixon surplus distributed
	Progress totals	39341	51091	50078	42539	48100	38774	40679	46741	24112	67100	40755	21587	51091	0	12	562000	
Count 4	Votes transferred	2314		1789	1169	1765	2672	1097	1359	1025	-16009	1670	1145			4		Beswick surplus distributed
	Progress totals	41655	51091	51867	43708	49865	41446	41776	48100	25137	51091	42425	22732	51091	0	16	562000	WALSH 4 ELECTED
Count 5	Votes transferred	155		-776	103	41	155	41	124	51		62	41			3		Walsh surplus distributed
	Progress totals	41810	51091	51091	43811	49906	41601	41817	48224	25188	51091	42487	22773	51091	0	19	562000	
Count 6	Votes transferred	1300			2200	900	3800	1800	4800	1600		2500	-18900					Green part Excluded
	Progress totals	43110	51091	51091	46011	50806	45401	43617	53024	26788	51091	44987	3873	51091	0	19	562000	FAGAN 5 ELECTED
Count 7-8	Votes transferred	249			362	327	411	151		347		836	-2687			4		Green part Excluded
	Progress totals	43359	51091	51091	46373	51133	45812	43768	53024	27135	51091	45823	1186	51091	0	23	562000	RANSLEY 6 ELECTED
Count 9-10	Votes transferred	115			115		453	214		47		238	-1186			4		Green fully Excluded
	Progress totals	43474	51091	51091	46488	51133	46265	43982	53024	27182	51091	46061	0	51091	0	27	562000	
Count 11	Votes transferred	281			442		483	120	-1933	241		362				4		Fagan surplus distributed
	Progress totals	43755	51091	51091	46930	51133	46748	44102	51091	27423	51091	46423		51091	0	31	562000	
Count 12	Votes transferred	30				-42	7					3				2		Ransley surplus distributed
	Progress totals	43785	51091	51091	46930	51091	46755	44102	51091	27423	51091	46426		51091	0	33	562000	
Count 13-14	Votes transferred	4422			4833		4610	5669		-22788		3252				2		Walker part Excluded
	Progress totals	48207	51091	51091	51763	51091	51365	49771	51091	4635	51091	49678		51091	0	35	562000	FRENCH 7, DAVIS 8 ELECTED
Count 15-18	Votes transferred	1181						1531		-4000		1287				1		Walker part Excluded
	Progress totals	49388	51091	51091	51763	51091	51365	51302	51091	635	51091	50965		51091	0	36	562000	FENTON 9 ELECTED
Count 19-22	Votes transferred	447								-635		187				1		Walker fully Excluded
	Progress totals	49835	51091	51091	51763	51091	51365	51302	51091	0	51091	51152		51091	0	37	562000	HAWLEY 10 ELECTED



# West Tamar Council



# West Tamar Council

Polling closed at 6 pm Saturday 26 March 1994

Electors enrolled : 13275  
 Declarations returned : 7166  
 Response rate : 54.0 %

Declarations rejected : 210  
 Declarations admitted : 6956  
 Rejection rate : 2.9 %

Ballot paper adjustment : 3  
 Total ballot papers : 6953

Formal votes : 6826  
 Informal ballot papers : 127  
 Informality rate : 1.8 %

## Distribution of preferences (multiplied by 100)

$$\text{Quota} = \frac{6826 \times 100}{9+1} + 1 = 68261$$

		Candidates																Exhausted	Loss by	Total first	Remarks
		GRIFFITHS	BOCK	THORNE	CLARK	MURRAY	BATES	WALTERS	EASTHER	PEARN	FAMORY	GEE	READ	ROACH	LUNNON	WEBB	WALSH	votes	Fraction	preferences	
Count 1	Total	60400	19100	23800	35600	44500	11100	42700	126800	37600	31200	21500	14900	98400	23500	36600	54900			682600	EASTHER 1 and ROACH 2 ELECTED
Count 2	Votes transferred	10341	1154	1015	5586	5032	3046	6971	58539	3785	1892	2123	2631		3831	5955	5170		7		Easter surplus distributed
	Progress totals	70741	20254	24815	41186	49532	14146	49671	68261	41385	33092	23623	17531	98400	27331	42555	60070	0	7	682600	GRIFFITHS ELECTED 3
Count 3	Votes transferred		1715	949	2420	2603	1133	4564		1072	1072	1378	2542	30139	2726	3185	4778		2		Roach surplus distributed
	Progress totals	70741	21969	25764	43606	52135	15279	54235	68261	42457	34164	25001	20073	68261	30057	45740	64848	0	9	682600	Griffiths surplus distributed
Count 4	Votes transferred	-2480	232	66	398	376	99	242		88	121	55	132		143	265	254		9		Griffiths surplus distributed
	Progress totals	68261	22201	25830	44004	52511	15378	54477	68261	42545	34285	25056	20205	68261	30200	46005	65102	0	18	682600	
Count 5-8	Votes transferred		1014	494	2166	1900	-15378	1248		1329	1194	2074	1455		191	1656	645		12		Bates Excluded
	Progress totals	68261	23215	26324	46170	54411	0	55725	68261	43874	35479	27130	21680	68261	30391	47661	65747	0	30	682600	
Count 9-10	Votes transferred		592	1476	969	630		692		392	2592	1392	-17531		1176	4838	2576		6		Read part Excluded
	Progress totals	68261	23807	27800	47139	55041	56617	68261	44266	38071	28522	4129	68261	31567	52499	68323		0	36	682600	WALSH ELECTED 4
Count 11-16	Votes transferred		364	113	236	297		773		386	179	594	-4129		636	546	0		5		Read full Exclusion
	Progress totals	68261	24171	27913	47375	55338	57390	68261	44652	38250	29116	0	68261	32203	53045	68323		0	41	682600	
Count 17	Votes transferred		10	10	10	10									20	-62			2		Walsh surplus distributed
	Progress totals	68261	24181	27923	47385	55348	57390	68261	44652	38250	29116		68261	32203	53065	68261		0	43	682600	
Count 18-30	Votes transferred		-24181	3804	3643	4816		2738		2020	2716	1083			2006	1344			11		Bock Excluded
	Progress totals	68261	0	31727	51028	60164	60128	68261	46672	40966	30199		68261	34209	54409	68261		0	54	682600	
Count 31-48	Votes transferred			4135	3489	1672		4139		5133	3767	-30199			2821	5031			12		Gee Excluded
	Progress totals	68261		35862	54517	61836	64267	68261	51805	44733	0		68261	37030	59440	68261		0	66	682600	
Count 49-77	Votes transferred			-35862	4656	3455		3507		4266	11237				1545	7188			8		Thorne Excluded
	Progress totals	68261		0	59173	65291	67774	68261	56071	55970			68261	38575	66628	68261		0	74	682600	
Count 78	Votes transferred				4800	3600		3600		4600	2300				-23500	4600					Lunnon part Excluded
	Progress totals	68261			63973	68891	71374	68261	60671	58270			68261	15075	71228	68261		0	74	682600	WALTERS 5, WEBB 6, MURRAY 7 ELECTED
Count 79-89	Votes transferred				4435					2931	2664				-10303				268	5	Lunnon part Excluded
	Progress totals	68261			68408	68891	71374	68261	63602	60934			68261	4772	71228	68261		268	79	682600	CLARK ELECTED 8
Count 90-109	Votes transferred									2597	1690				-4772				483	2	Lunnon fully Excluded
	Progress totals	68261			68408	68891	71374	68261	66199	62624			68261	0	71228	68261		751	81	682600	
Count 110	Votes transferred									3113	1988	951							172	2	Walters surplus distributed
	Progress totals	68261			68408	68891	68261	68261	68187	63575			68261	0	71228	68261		923	83	682600	
Count 111	Votes transferred									1419	1483				-2967				64	1	Webb surplus distributed
	Progress totals	68261			68408	68891	68261	68261	69606	65058			68261	0	68261	68261		987	84	682600	PEARN ELECTED 9

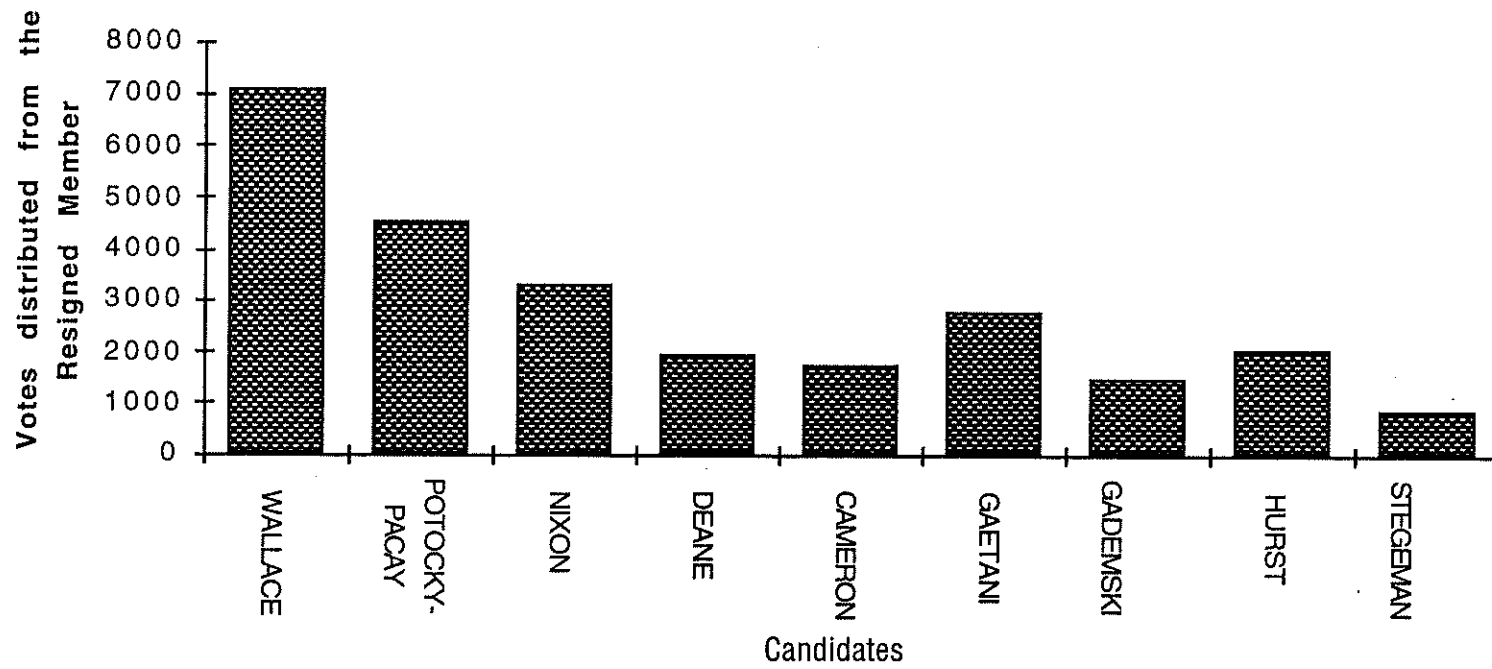


# Recount Results

*George Town*  
*Resignation of Councillor Peter Coogan*  
*Friday 29 April 1994*

*New Norfolk*  
*Resignation of Councillor Peter Binny*  
*Monday 2 May 1994*

# George Town Recount



# George Town Council Recount

Recount conducted Friday 29 April 1994

Recount due to the resignation of Councillor Peter Coogan

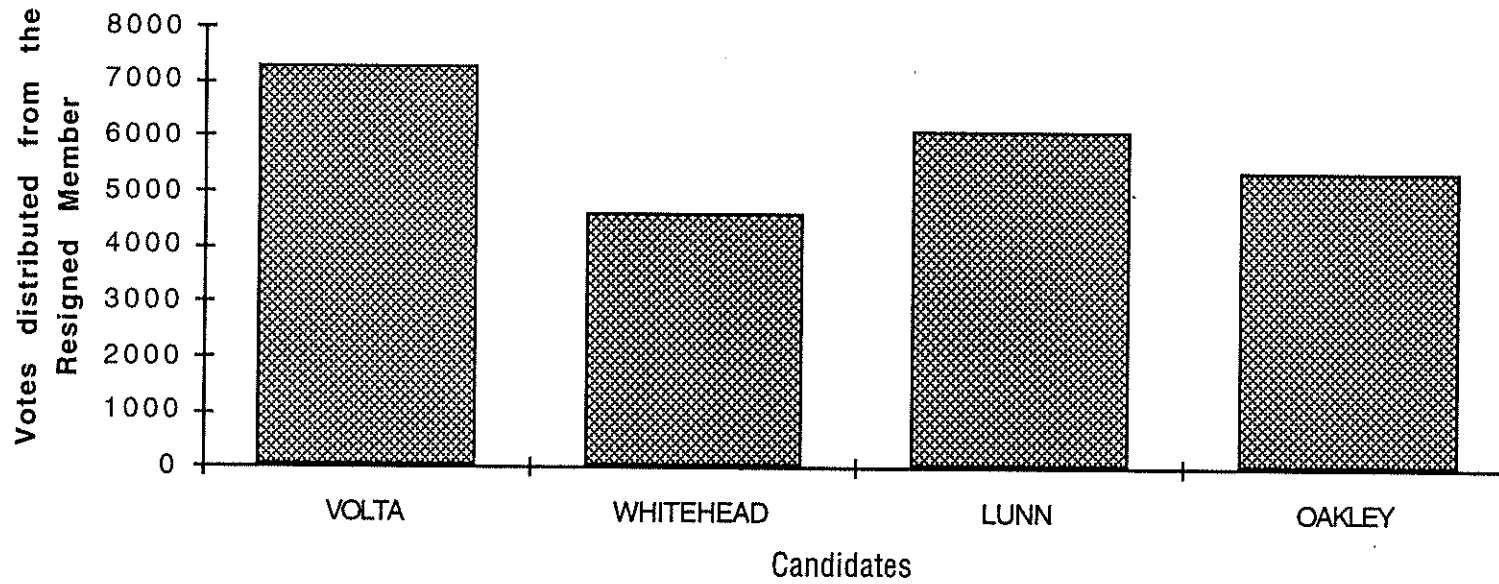
Coogan total votes : 26008

$$\text{Absolute Majority} = \frac{\text{Votes remaining in the count}}{2} + 1$$

## Distribution of preferences

		Candidates									Exhausted votes	Loss by fraction	Total first preferences	Absolute Majority	Remarks
		WALLACE	POTOCKY-PACAY	NIXON	DEANE	CAMERON	GAETANI	GADEMSKI	HURST	STEGEMAN					
Count 1-9	Votes transferred	7109	4542	3293	1940	1732	2802	1474	2076	863	158	19			Distribution of Coogan
	Progress totals	7109	4542	3293	1940	1732	2802	1474	2076	863	158	19	26008	12916	
Count 10-14	Votes transferred		133		323	107	200	100		-863					Stegman Excluded
	Progress totals	7109	4675	3293	2263	1839	3002	1574	2076	0	158	19	26008	12916	
Count 15-20	Votes transferred	333	230	200	167	38		-1574	400		205	1			Gadamski Excluded
	Progress totals	7442	4905	3493	2430	1877	3002	0	2476		363	20	26008	12813	
Count 21-30	Votes transferred	776	12	556		-1877	267		200		63	3			Cameron Excluded
	Progress totals	8218	4917	4049	2430	0	3269		2676		426	23	26008	12780	
Count 31-41	Votes transferred	816	240	568	-2430		533		60		205	8			Deane Excluded
	Progress totals	9034	5157	4617	0		3802		2736		631	31	26008	12674	
Count 42-50	Votes transferred	1240	900	533			61		-2736			2			Hurst Excluded
	Progress totals	10274	6057	5150			3863		0		631	33	26008	12673	
Count 51-69	Votes transferred	1790	945	514			-3863				606	8			Gaetani Excluded
	Progress totals	12064	7002	5664			0				1237	41	26008	12366	
Count 70	Votes transferred	1700	600	-2800							500				Nixon part Excluded
	Progress totals	13764	7602	2864							1737	41	26008	12116	WALLACE ELECTED

### New Norfolk Recount



# New Norfolk Council Recount

Recount conducted Monday 2 May 1994

Binny total votes : 23416

Recount due to the resignation of Councillor Peter Binny

$$\text{Absolute Majority} = \frac{\text{Votes remaining in the count}}{2} + 1$$

## Distribution of preferences

		Candidates				Exhausted votes	Loss by fraction	Total first preferences	Absolute Majority	Remarks
		VOLTA	WHITEHEAD	LUNN	OAKLEY					
Count 1-13	Votes transferred	7279	4616	6120	5384	0	17			Distribution of Binny
	Progress totals	7279	4616	6120	5384	0	17	23416	11700	
Count 14-20	Votes transferred	1848	-4616	1394	1326	42	6			Whitehead Excluded
	Progress totals	9127	0	7514	6710	42	23	23416	11676	
Count 21-30	Votes transferred	3176		3234	-6710	300	0			Oakley Excluded
	Progress totals	12303		10748	0	342	23	23416	11526	VOLTA ELECTED





# Attachments

**1994 LOCAL GOVERNMENT ELECTIONS**

# Hobart City Council

This is your postal ballot pack for the 1994 Local Government elections.  
Follow these easy steps to make your vote count.

**STEP ONE CHECK THE DETAILS OF YOUR ELECTIONS.**

There are 3 elections for Hobart City Council. These are for Lord Mayor (2 candidates), Deputy Lord Mayor (4 candidates) and 6 Councillors (17 candidates). The ballot papers for the Lord Mayor and Deputy Lord Mayor are on the same sheet.

**STEP TWO FIND OUT ABOUT THE CANDIDATES.**

Statements, beginning on the next page, have been provided by candidates for your information when you vote. They are printed in the same order as the names on the ballot papers. Get to know the candidates before you vote.

**STEP THREE COMPLETE THE BALLOT PAPERS.**

When you have decided how you wish to vote, complete the 3 ballot papers. Number all the boxes on each ballot paper from 1 in order of your choice. Put your ballot papers in the Ballot Paper Envelope and seal it securely.

**STEP FOUR SIGN THE BALLOT PAPER ENVELOPE.**

Make sure that you sign the Ballot Paper Envelope and that another elector on the House of Assembly or Commonwealth electoral roll witnesses your signature and completes the details required.

*Your vote will not be counted if this envelope is not signed and witnessed.*

**STEP FIVE SEND IN YOUR ENVELOPE STRAIGHT AWAY.**

Put your Ballot Paper Envelope into the reply paid envelope and post it straight away. No stamp is needed. Polling officially closes at 6 pm on Saturday 26 March 1994. However, if we are to get your vote in time, you'll have to post it early enough for it to be in our mail box by Friday 25 March 1994.

Don't delay - late votes can't be counted.

If you have any queries – Freecall 008 801 701 – we will be pleased to help.

## *Support the Locals.*

**ELECTION OF DEPUTY LORD MAYOR****CANDIDATES****ARCHER Lyn**

Si meliora dies, ut vina, poemata reddit, scire velim, chartis pretium quotus arroget annus. scriptor abhinc annos centum qui decidit, inter perfectos veteresque referri debet an inter vilis atque novos? Excludat iurgia finis, "Est vetus atque probus, centum qui perficit annos." Quid, qui deperit minor uno mense vel anno, inter quos referendus erit? Veteresne poetas, an quos et praesens et postera respuat aetas?

"Iste quidem veteres inter ponetur honeste, qui vel mense brevi vel toto est iunior anno." Utor permissio, caudaeque pilos ut equinae paulatim vello unum, demo etiam unum, dum cadat elusus ratione ruentis acervi, qui redit in fastos et virtutem aestimat annis miraturque nihil nisi quod Libitina sacravit.

Ennius et sapines et fortis et alter Homerus, ut critici dicunt, leviter curare videtur, quo promissa cadant et somnia Pythagorea. Naevius in manibus non est et mentibus haeret paene recens? Adeo sanctum est vetus omne poema. ambigitur quotiens, uter utro sit prior, aufert Pacuvius docti famam senis Accius alti, dicitur Afrani toga convenisse Menandro, Plautus ad exemplar Siculi properare Epicharmi, vincere Caecilius gravitate, Terentius arte.

Si meliora dies, ut vina, poemata reddit, scire velim, chartis pretium quotus arroget annus. scriptor abhinc annos

**BONHAM Pru**

Si meliora dies, ut vina, poemata reddit, scire velim, chartis pretium quotus arroget annus. scriptor abhinc annos centum qui decidit, inter perfectos veteresque referri debet an inter vilis atque novos? Excludat iurgia finis, "Est vetus atque probus, centum qui perficit annos." Quid, qui deperit minor uno mense vel anno, inter quos referendus erit? Veteresne poetas, an quos et praesens et postera respuat aetas?

"Iste quidem veteres inter ponetur honeste, qui vel mense brevi vel toto est iunior anno." Utor permissio, caudaeque pilos ut equinae paulatim vello unum, demo etiam unum, dum cadat elusus ratione ruentis acervi, qui redit in fastos et virtutem aestimat annis miraturque nihil nisi quod Libitina sacravit.

Ennius et sapines et fortis et alter Homerus, ut critici dicunt, leviter curare videtur, quo promissa cadant et somnia Pythagorea. Naevius in manibus non est et mentibus haeret paene recens? Adeo sanctum est vetus omne poema. ambigitur quotiens, uter utro sit prior, aufert Pacuvius docti famam senis Accius alti, dicitur Afrani toga convenisse Menandro, Plautus ad exemplar Siculi properare Epicharmi, vincere Caecilius gravitate, Terentius arte.

**FREEMAN John**

Si meliora dies, ut vina, poemata reddit, scire velim, chartis pretium quotus arroget annus. scriptor abhinc annos centum qui decidit, inter perfectos veteresque referri debet an inter vilis atque novos? Excludat iurgia finis, "Est vetus atque probus, centum qui perficit annos." Quid, qui deperit minor uno mense vel anno, inter quos referendus erit? Veteresne poetas, an quos et praesens et postera respuat aetas?

"Iste quidem veteres inter ponetur honeste, qui vel mense brevi vel toto est iunior anno." Utor permissio, caudaeque pilos ut equinae paulatim vello unum, demo etiam unum, dum cadat elusus ratione ruentis acervi, qui redit in fastos et virtutem aestimat annis miraturque nihil nisi quod Libitina sacravit.

Ennius et sapines et fortis et alter Homerus, ut critici dicunt, leviter curare videtur, quo promissa cadant et somnia Pythagorea. Naevius in manibus non est et mentibus haeret paene recens? Adeo sanctum est vetus omne poema. ambigitur quotiens, uter utro sit prior, aufert Pacuvius docti famam senis Accius alti, dicitur Afrani toga convenisse Menandro, Plautus ad exemplar Siculi properare Epicharmi, vincere Caecilius gravitate, Terentius arte.

Hos ediscit et hos arto stipata theatro spectat Roma potens; habet hos numeratque poetas ad nostrum tempus Livi

**ZUCCO Marti**

Si meliora dies, ut vina, poemata reddit, scire velim, chartis pretium quotus arroget annus. scriptor abhinc annos centum qui decidit, inter perfectos veteresque referri debet an inter vilis atque novos? Excludat iurgia finis, "Est vetus atque probus, centum qui perficit annos." Quid, qui deperit minor uno mense vel anno, inter quos referendus erit? Veteresne poetas, an quos et praesens et postera respuat aetas?

"Iste quidem veteres inter ponetur honeste, qui vel mense brevi vel toto est iunior anno." Utor permissio, caudaeque pilos ut equinae paulatim vello unum, demo etiam unum, dum cadat elusus ratione ruentis acervi, qui redit in fastos et virtutem aestimat annis miraturque nihil nisi quod Libitina sacravit.

Ennius et sapines et fortis et alter Homerus, ut critici dicunt, leviter curare videtur, quo promissa cadant et somnia Pythagorea. Naevius in manibus non est et mentibus haeret paene recens? Adeo sanctum est vetus omne poema. ambigitur quotiens, uter utro sit prior, aufert Pacuvius docti famam senis Accius alti, dicitur Afrani toga convenisse Menandro, Plautus ad exemplar Siculi properare Epicharmi, vincere Caecilius gravitate, Terentius arte.

Hos ediscit et hos arto stipata theatro spectat Roma potens; habet hos numeratque poetas ad nostrum tempus Livi





**HOBART CITY COUNCIL**  
A unincorporated entity 7 days, please return to  
 GPO Box 9981 Hobart TAS 7001

POSTAGE  
PAID  
TASMANIA

**1994 LOCAL GOVERNMENT ELECTIONS**

*Support the Locals.*

*Your Postal Ballot Pack. Please vote and return now.*

Signature of voter

01080 HOB 1069\*  
 Abel Tasman  
 10 Apple Street  
 HOBART TOWN TAS 7000

SAMPLE ONLY

Outer  
Envelope

**IMPORTANT** This form must be signed & witnessed - or your vote will not be counted.  
 Please don't tear off this slip. The Returning Officer will remove it before opening the envelope.

**Voter must sign here** ↓

**1** I am the voter named below on this envelope.  
 I voted on the ballot paper/s in this envelope.

Signature of voter

01080 HOB 1069\*  
 Abel Tasman  
 10 Apple Street  
 HOBART TOWN TAS 7000

**Witness must complete** ↓ please print

**2** I am on the House of Assembly or Commonwealth electoral roll.  
 I saw the voter sign this envelope.

Full name of witness

Address of witness

Signature of witness

Voting is completely secret. Please make sure you seal this envelope.

Declaration  
Envelope

**BALLOT PAPER**  
TASMANIA  
**HOBART CITY COUNCIL**

~~SELECTION OF COUNCILLORS~~

Number the boxes from 1 to 17 in order of your choice

KENNEDY Doone

BRISCOE Jeff

MALCOLM Ian

ARCHER Lyn

HAYES Eric

RIEP Bob

BRAIN Peter

BROINOWSKI Ian

CHRISTIE Ron

BONHAM Pru

HURBURGH Andrew

SMITH Lee

HALSE ROGERS David

JAMES Gregory A

HUIZING George

REES Bevan

LITTLE Liz

Number at least 6 boxes to make your vote count

Ballot  
Papers

**BALLOT PAPER**  
TASMANIA  
**HOBART CITY COUNCIL**

~~SELECTION OF COUNCILLORS~~

Number the boxes 1 and 2 in order of your choice

HAIGH Darlene Ann

KENNEDY Doone

Number at least 1 box to make your vote count

---

**BALLOT PAPER**  
TASMANIA  
**HOBART CITY COUNCIL**

~~SELECTION OF DEPUTY MAYOR~~

Number the boxes from 1 to 4 in order of your choice

ARCHER Lyn

BONHAM Pru

FREEMAN John

ZUCCO Marti

Number at least 1 box to make your vote count

SAMPLE



1994 LOCAL GOVERNMENT ELECTIONS

GET UP OFF YOUR **POST**ERIOR AND VOTE.

Time to mail your Postal Vote is running out fast. For all enquiries, Freecall 008 801 701.  
*Support the Locals.*



1994 LOCAL GOVERNMENT ELECTIONS

YOUR BALLOT CAN'T BE **POST**DATED.

Time is running out fast! For all enquiries, Freecall 008 801 701.  
*Support the Locals.*



1994 LOCAL GOVERNMENT ELECTIONS

SEND IN YOUR BALLOT **POST**HASTE.

Don't delay, make sure your Postal Vote counts. If your pack hasn't arrived Freecall 008 801 701.  
*Support the Locals.*



1994 LOCAL GOVERNMENT ELECTIONS

**POST**PONE EVERYTHING.

And send in your Postal Vote today. If your ballot pack hasn't arrived by Thursday 17 March, Freecall 008 801 701.  
*Support the Locals.*



1994 LOCAL GOVERNMENT ELECTIONS

~~**POST**~~

But you have one last chance. Take your vote to your Council offices by 6 pm today! Enquiries - Freecall 008 801 701.  
*Support the Locals.*

## 1994 LOCAL GOVERNMENT ELECTIONS

# Don't waste your chance.



Nominations are currently open and invited for elections being held in the 18 Municipal Areas detailed in the Notice of Election advertisement which appeared in this paper on Saturday 12 February 1994.

**Nominations must be received by 12 noon Friday 25 February 1994.**

All eligible electors will receive a Postal Ballot Pack in their letter box during March. They should vote and return it straight away. It won't even cost a stamp.

### ENROLMENT CLOSSES AT 6 PM FRIDAY 25 FEBRUARY 1994.

Remember enrolment eligibility for the forthcoming Local Government elections has changed.

If you are currently on the Tasmanian House of Assembly electoral roll you will be automatically on the Local Government roll.

If you are eligible to be on the House of Assembly roll but are not correctly enrolled at present, you can get an enrolment form from any post office or electoral office - or have one sent by ringing 008 801 701.

You are also eligible to enrol where you own or occupy land in the Municipal Area, or are the nominated representative of an enrolled corporate body which occupies or owns land in the Area, even if you are not eligible to be on the House of Assembly roll for that Area.

To enrol under these special provisions you need to obtain a copy of the appropriate enrolment form from your local Council or any electoral office.

### SO YOU STILL NEED MORE ANSWERS?

If you have any queries about these elections, please contact your Local Council or the Tasmanian Electoral Office:- Free Call 008 801 701.

We'll be delighted to help you. It's easy to vote in the Local Government Elections.

## *Support the Locals.*