

TASMANIA

Local
Government
Election Report

1996

Report prepared by Andrew Hawkey B.Sc. (Hons)

Contents

Introduction

Background	3
Conduct of Elections	3
Postal Voting	4
Changes since 1994	4
Enrolment	5
Public awareness and statutory advertising campaign	5
Election Timetable	6
Electoral system	6
Tallyroom and election results	7
Cost of elections	7
Casual vacancies	7
Elector polls	7
Review of <i>Local Government Act 1993</i>	8
Format of report	8

Statewide Election Statistics

Return of the Postal Votes	13
Council Response Rate in order of Enrolment	15
Validation of the Declaration Envelopes	17
Break up of Postal Votes	18
Break up of Declarations Rejected	19
Informal Ballot Paper Survey	20
Ballot Papers Admitted and Formality	21

Current Councillors

23

Local Government Election Results

Break O'Day	33
Brighton	35
Burnie City	37
Central Coast	42
Central Highlands	45
Circular Head	47
Clarence City	49
Devonport City	53
Dorset	57
Flinders	59
Glamorgan-Spring Bay	61
Glenorchy City	63
Hobart City	67
Huon Valley	71
Kentish	73
King Island	75

Kingborough	77
Launceston City	79
Meander Valley	85
Northern Midlands	87
Sorell	89
Southern Midlands	91
Tasman	95
Waratah-Wynyard	97
West Coast	99
West Tamar.....	101
1995 George Town Council Election	103
Casual Vacancies	
Summary of By-Elections, Recounts and Resignations.....	108
1994	
Huon Valley (Gillian Archer).....	109
Break O'Day (Andrew MacGregor).....	110
Kingborough (Gerry Verdouw).....	111
1995	
West Coast (Dale Bryan).....	112
Dorset (Olive M Bennett).....	113
Dorset (Keith Rosier - Deceased).....	114
Circular Head (Nicki Stephens).....	115
Glenorchy City (John Jury).....	116
Kentish (John Timmerman).....	117
Latrobe (Miles Ford - Deceased).....	118
1996	
Kentish (Christopher Bramich).....	119
Meander Valley (Denise Swan).....	120
Flinders (Roy McCormick).....	121
Elector Polls	
Central Highlands (Hamilton Water Supply).....	124
West Tamar (Waste Disposal Site).....	124
Waratah -Wynyard (Lawn Cemetery Location).....	124
Burnie City (Flouride).....	125
Waratah -Wynyard (Waratah Area).....	125
Candidate Details	
1996 Local Government elections.....	128
1995 George Town Council Election.....	132
By-elections (1994-1996).....	133
Attachments	135

Introduction

This report provides a summary and analysis of the 1996 Tasmanian local government elections conducted in accordance with the *Local Government Act 1993*. The information in this report can be provided on floppy disc in Word and Excel.

Background

Tasmania's biennial local government elections were held in September and October 1996, with 28 of the 29 Councils in the State having elections. (There was no election for the Derwent Valley Council as an administrator had been appointed.)

The elections were scheduled for March 1996, but were postponed due to the proximity of both State (upper and lower House), and Federal elections at that time.

In 1996, elections were held for half the councillor positions in Councils which had elections in 1994, and for all the councillor positions in the remaining Councils. In addition, elections for 6 casual vacancies were conducted.

At the same time, electors voted for the positions of Mayor and Deputy Mayor in the Burnie, Clarence, Devonport and Glenorchy City Councils and the Southern Midlands Council, and for Lord Mayor and Deputy Lord Mayor in the Hobart City Council. The positions of Mayor and Deputy Mayor in other Councils were elected by the councillors at meetings following the councillor elections.

381 candidates were nominated for a total of 213 councillor, Mayoral and Deputy Mayoral positions.

As the number of candidates equalled the number of vacancies for councillors on the Latrobe and George Town Councils, and for Mayor of the Glenorchy City Council, there was no poll required for these elections.

The Tasmanian Electoral Office (TEO) produced a Candidates Information booklet for the 1996 elections which provided practical information for candidates on such matters as nomination, advertising, voting, and scrutineers. Copies of this booklet are available from the TEO.

Conduct of elections

These were the second biennial elections held under the new *Local Government Act 1993*. With this new Act came a number of changes in the way local government elections were conducted in Tasmania.

The Act provides that the Chief Electoral Officer (CEO) is responsible for the supervision of elections, and is to undertake some specific tasks such as the production of ballot papers, forms and both statutory and awareness advertising. It also requires that the Chief Electoral Officer approves some forms and procedures and appoints Returning Officers.

This year, the TEO was requested to take full responsibility for the conduct of 22 of the 28 elections, with Australian Electoral Commission (AEC) Divisional Returning Officers being appointed as Returning Officers under a contractual arrangement. In the other 6 Councils, Returning Officers were appointed following recommendations from each the Council.

Postal voting

The *Local Government Act 1993*, introduced universal postal voting as an option for Council elections. An Act of Parliament, the *Local Government (Special Elections) Act 1993*, was also passed at that time requiring all 18 Council elections due in 1994 to be conducted by post.

Following the success of this trial by postal vote, the special Act was amended in 1995 to again require all elections to be conducted by post in 1996.

316,475 electors across the state received postal ballot packs between 8 - 11 October 1996, for the 26 Councils having contested elections.

The 3 envelope system as used in 1994 was again used. That is, an outer window face envelope, a reply paid envelope and a ballot paper 'security' envelope, with extended perforated flap for voter details and signature. Copies of ballot material are reproduced in the attachments to this report.

In addition to the above envelopes, the postal ballot pack included ballot paper(s), and an information brochure containing voting instructions and candidate statements.

Each candidate was invited to provide a candidate statement on the back of his or her nomination form. Candidate statements provide information about candidates to assist voters in making an informed choice. They are intended to supplement, rather than replace, other means of candidate advertising.

To return their vote, electors placed their completed ballot paper in the ballot paper envelope, sealed it, and signed the declaration on the flap. This envelope was then placed in the reply paid envelope which was posted to the Returning Officer at no cost to the elector.

The public awareness campaign conducted by the Tasmanian Electoral Office stressed to electors the importance of the security of their ballot papers. No reports of breaches of ballot paper security were received.

Changes since 1994

Since the 1994 elections a number of legislative changes have been introduced in order to streamline the postal voting process—

- The requirement for the voter's signature to be witnessed on the ballot paper envelope has been dropped. This requirement was seen by many electors as restricting the privacy of their vote and did not add significantly to the security of the ballot.
- The roll closed nearly 2 weeks earlier than in 1994.
- The nomination period was 9 working days rather than 5.
- Nominations closed on a Thursday to allow the 24 hour period to finalise nominations to be completed by the Friday, rather than carrying over until Monday.

- The requirement for polling to close on a Saturday was deleted. Saturday polling facilities were little used in 1994, expensive and only available at Council Offices. It was also difficult and confusing to specify a mail close-off in the Australia Post mail system.
- The close of polling was set to be 10.00 am on a Tuesday to allow post offices to sort all overnight mail.

Enrolment

A total of 327,141 electors were enrolled at the close of rolls on 13 September, comprising 318,093 (97.2%) from the State House of Assembly roll and 9,049 (2.8%) from the General Manager's rolls.

People who were on the House of Assembly electoral roll on Friday 13 September were automatically enrolled on the local government roll.

Others who owned or occupied land in a particular municipal area but who were not eligible to be on the House of Assembly roll for that area were entitled to apply for enrolment on the General Manager's roll by 13 September.

Corporate bodies who owned or occupied land in the municipal area were also entitled to nominate a representative to the General Manager's roll.

Enrolment statistics are shown for both the House of Assembly roll and the General Manager's roll for each municipal area.

Prior to the introduction of the new Act, ratepayers were automatically enrolled and other residents were eligible to apply for enrolment. The changed franchise in 1994 resulted in an increase of approximately 25% in the number of eligible voters.

Public awareness and statutory advertising campaign

The Local Government Act 1993 provides that the CEO may promote public awareness and understanding of elections, and encourage enrolment and voting. One of the main goals of the TEO for these elections was to maintain or increase the high level of voter participation experienced at the 1994 elections. This was achieved, with the statewide response rate increasing from 55% in 1994 to 59.5% in 1996. The following mediums were utilised—

- television advertising to create the initial awareness of the elections and encourage participation in the postal voting system;
- newspaper advertising to carry more detail and in particular the required statutory advertising, and
- radio advertising to supplement our efforts to maximise the return of ballot papers by post.

We also issued regular press releases giving progressive updates on the number of ballot papers returned, including daily graphs showing comparative return of ballot paper results for all councils.

Under the Act, the CEO is also required to place prominent statutory advertisements in newspapers to advertise election dates, call nominations, list candidates, notify ballots where required, and to advertise the results of ballots conducted.

As in 1994, the TEO provided a 'Freecall' telephone enquires service. The availability of this service was promoted extensively in our advertising campaign, and appeared on information brochures sent to each elector. The number of calls received was considerably lower than when postal voting was introduced in 1994. The majority of calls received concerned enrolment, or the need for a replacement ballot paper due to the original being spoiled or not received.

Election timetable

The election timetable was set in compliance with an order by the Governor-In-Council that close of polling for the 1996 Local Government Elections was to be on 22 October 1996.

- Notice of election published Saturday 7 September
- Electoral Rolls closed 6 pm Friday 13 September
- Nomination period 16 - 26 September
- Nominations close 12 noon Thursday 26 September
- Ballot material delivered
to electors by post Tuesday 8 - Friday 11 October
- Polling period Tuesday 8 - Tuesday 22 October
- Close of Polling 10 am Tuesday 22 October

Electoral system

Voting in Tasmanian local government elections is not compulsory.

All elections for councillor positions are required to be conducted using a system directly modelled on the Hare-Clark system used for Tasmanian House of Assembly elections.

Under the Hare-Clark electoral system, ballot papers are distributed at either full or fractional transfer values. Due to the relatively small number of electors in some municipal areas, all ballot papers are multiplied by 100 to reduce the loss of votes by fraction.

The "Robson Rotation" system used for House of Assembly elections to rotate the order in which candidates names appear on ballot papers is not used for local government elections.

Mayors and Deputy Mayors are elected by either the electors or the councillors. Mayoral elections, by the electors, were conducted by postal vote in conjunction with councillor elections and use the preferential electoral system for conducting Federal House of Representatives elections.

Most scrutinies were conducted utilising the 'HC Auto' computerised scrutiny system to improve the efficiency and accuracy of the count. This system was developed in Tasmania and used successfully at the ACT elections in 1995 and the Tasmanian House of Assembly elections last year.

Tallyroom and election results

For the first time, a state tallyroom was set up in the Long Gallery, Salamanca Arts Centre in Hobart. This operated from 6 pm until about midnight on Tuesday 22 October. Progressive first preference results for all councils, including mayoral election results, were displayed on tally boards.

The media, candidates and the general public were all invited to attend this event. It provided an opportunity for candidates to give media interviews, and a venue for them to await the early results with their families and friends.

From Wednesday 23 October, progressive scrutiny results were available from the TEO, Returning Officers or Council offices.

The majority of the elections were completed on Wednesday 23 October, with the more complex scrutines being completed by Friday 25 October. The exception was Central Coast Council, where a recount was conducted over the weekend, due to the closeness of the result. The actual time required for each scrutiny varied considerably and was largely dependent on the number of positions and candidates.

Cost of elections

For those Councils where the TEO conducted the election, the cost per Council of running the elections ranged from approximately \$2.20 to \$3.20 per elector, depending on the size of the Council, and the number of nominations, electors and positions to be filled. The average cost was \$2.59 per elector.

Casual vacancies

A casual vacancy is filled (where possible) by a recount unless the position becomes vacant within 3 months of a forthcoming Council election. The term of office of the elected candidate at a recount is until the next Council election.

If a recount is not possible, a by-election is held. The term of office of a candidate elected at a by-election is the remainder of the term of office of the original Councillor.

If a vacancy occurs within 3 months of a forthcoming Council election, the vacancy is filled by a by-election held in conjunction with the Council election.

Since the 1994 Tasmanian Council elections there have been 23 casual vacancies. Nine of these were filled by recount, 8 by single by-elections and 6 by by-elections held in conjunction with the October 1996 elections.

The casual vacancy section of the report commences on page 107.

Elector Polls

A council may hold an elector poll on any issue it determines. It may also be required to hold an elector poll following a process requiring petitions signed by at least 5 % or 1000 of the electors in the municipal area, whichever is the lesser (as set out in Part 6 of the *Local Government Act 1993*).

A council is not bound by the result of an elector poll.

Since 1994 there have been five elector polls, the last two being held in conjunction with the October 1996 elections. The results of these polls are on pages 124-125.

Review of *Local Government Act 1993*

The Local Government Office is currently conducting a review of the *Local Government Act 1993*. The Chief Electoral Officer is a member of the working group examining the electoral provisions, including the continuation of postal voting. A discussion paper arising out of this review has been circulated to Councils by the Local Government Office.

Format of report

The *Statewide Election Statistics* section provides statistics for all councils at the various stages of the postal voting system, including an informal ballot paper survey.

The *Councillors as at 1 January 1997* section is a new addition to the report. The section lists the names of all mayors, deputy mayors and councillors, including those elected at the October elections.

The *Local Government Election Results* section provides a double page spread for each councillor and mayoral election. The first page consists of a graph displaying the number of first preference votes received by each candidate. The second page shows the distribution of preferences in tabulated form. It should be pointed out that the first preferences of each councillor candidate have been multiplied by 100, as mentioned previously under Electoral System.

The *1995 George Town Election* section includes the election for all councillor positions held following the period where an administrator was appointed to replace the council in 1994.

The *Casual Vacancy* section includes a summary of all by-elections and recounts. Similar to the previous section, the results of each contested by-election and recount are presented by a graph and table.

The *Elector Poll* section includes results of the five elector polls conducted since the 1994 elections.


The *Candidate Details* section lists the names and addresses of all candidates contesting the 1996 elections, the 1995 George Town election and by-elections held since 1994.

The *Attachments* include examples of ballot material and advertising.

Acknowledgment

I would like to thank:

- The General Managers and staff of the 28 Councils for their co-operation.
- Australia Post for their assistance and ready co-operation in further developing and refining the postal ballot system.
- The Australian Electoral Commission for providing professional returning officers and scrutiny staff.
- The Printing Authority of Tasmania for their prompt and professional printing of ballot materials.
- The media in Tasmania for their interest in and promotion of the democratic process in general and these local government elections in particular.
- The staff of the Tasmanian Electoral Office for their hard work and support.



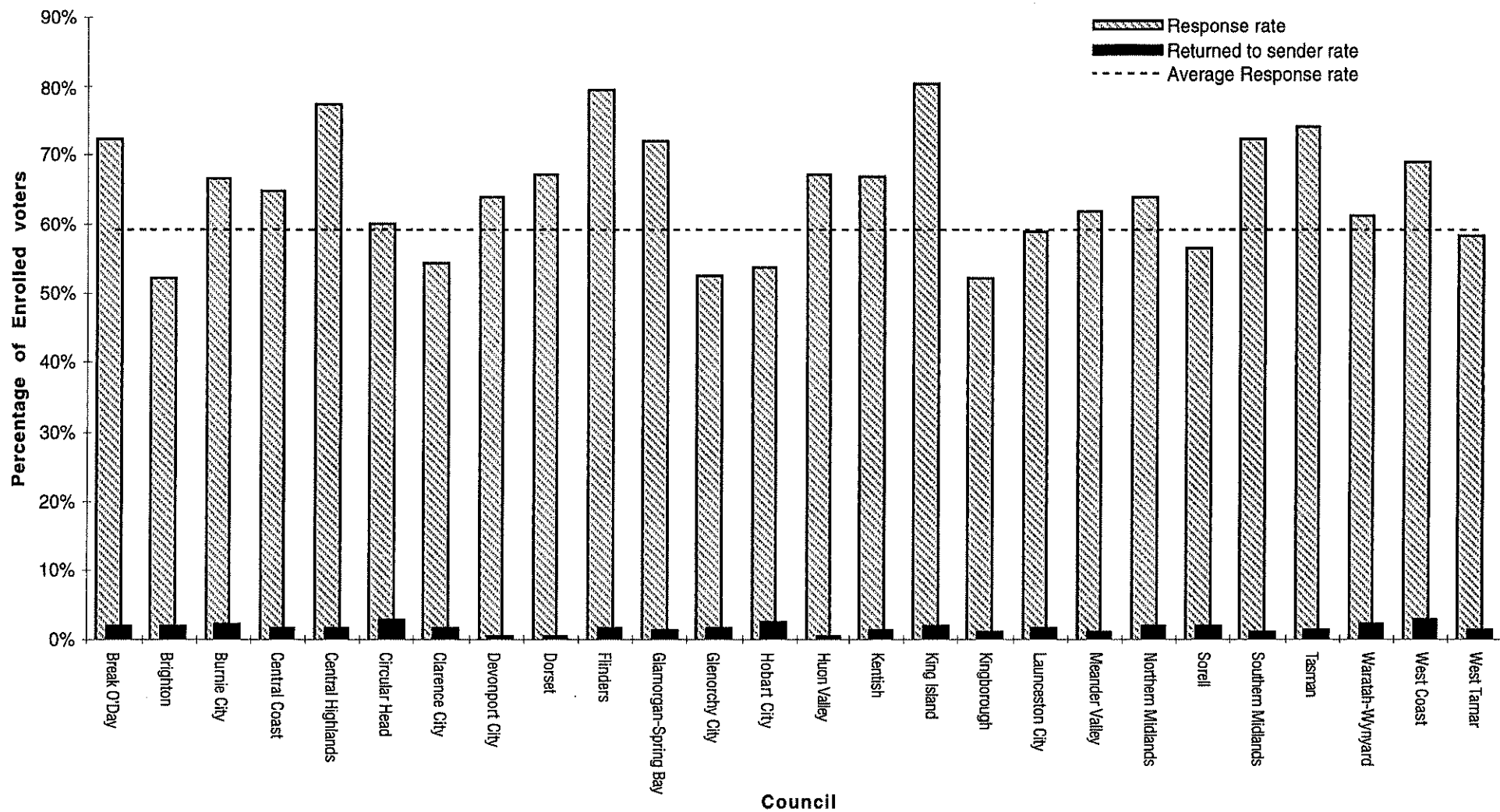
David Farrell

CHIEF ELECTORAL OFFICER

12 March 1997

Statewide Election Statistics

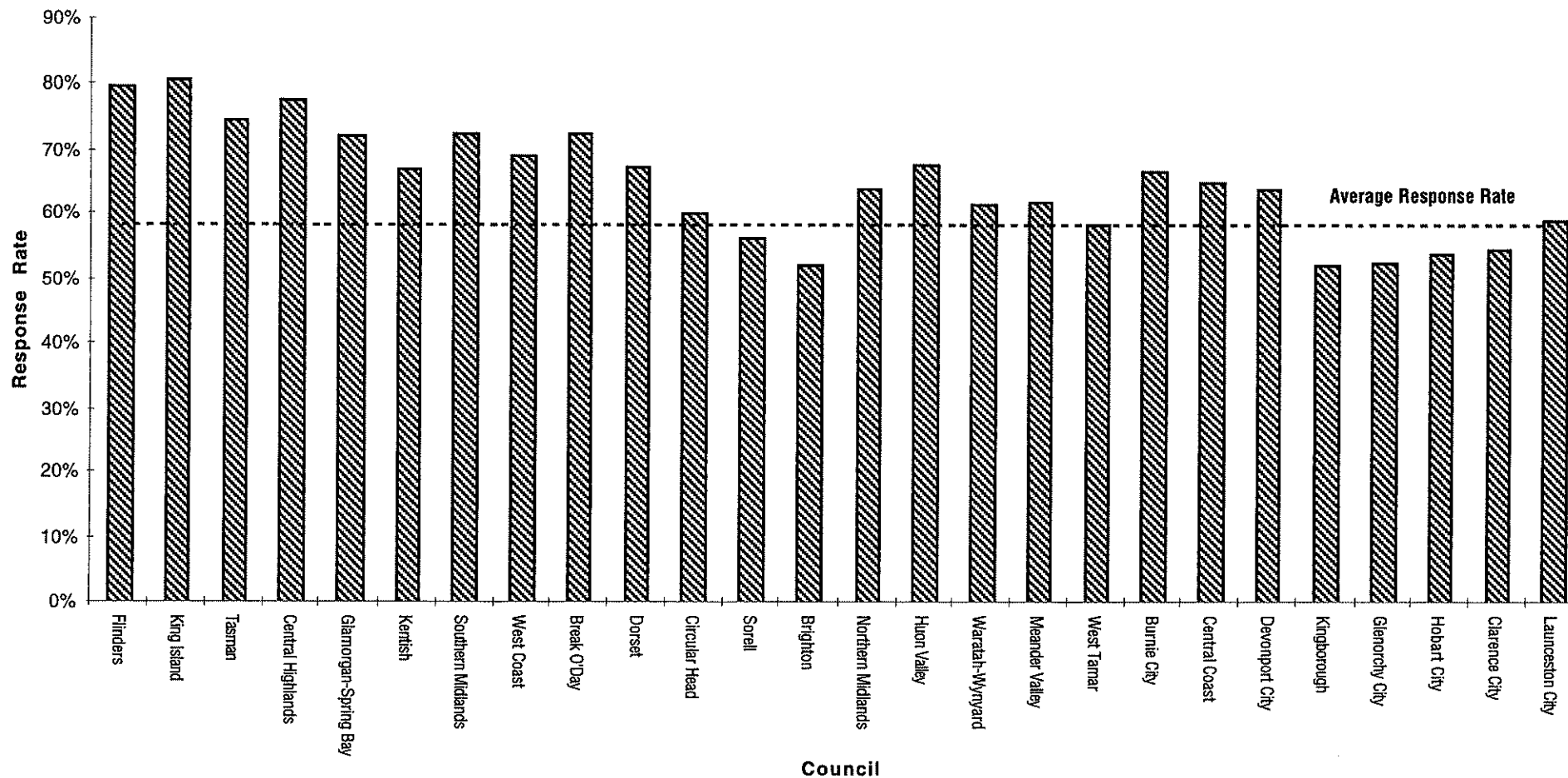
Response & Returned to Sender Rates



STAGE 1: Return of Postal Votes

	Electors enrolled	Declarations returned	Response rate	Returned to sender	Returned to sender rate	Late returns	Late return rate
Break O'Day	4 906	3 560	72.56%	112	2.28%	4	0.08%
Brighton	7 656	4 014	52.43%	157	2.05%	84	1.10%
Burnie City	14 066	9 377	66.66%	342	2.43%	67	0.48%
Central Coast	14 775	9 603	64.99%	285	1.93%	126	0.85%
Central Highlands	2 659	2 067	77.74%	47	1.77%	39	1.47%
Circular Head	5 614	3 383	60.26%	173	3.08%	48	0.86%
Clarence City	35 214	19 216	54.57%	682	1.94%	271	0.77%
Devonport City	17 573	11 262	64.09%	114	0.65%	3	0.02%
Dorset	5 385	3 624	67.30%	35	0.65%	2	0.04%
Flinders	802	638	79.55%	15	1.87%	0	0.00%
Glamorgan-Spring Bay	3 250	2 345	72.15%	49	1.51%	44	1.35%
Glenorchy City	31 803	16 735	52.62%	585	1.84%	188	0.59%
Hobart City	34 056	18 332	53.83%	908	2.67%	327	0.96%
Huon Valley	9 090	6 132	67.46%	60	0.66%	122	1.34%
Kentish	3 618	2 423	66.97%	52	1.44%	4	0.11%
King Island	1 266	1 019	80.49%	26	2.05%	5	0.39%
Kingborough	18 801	9 835	52.31%	206	1.10%	165	0.88%
Launceston City--East	15 125	9 328	61.67%	228	1.51%	5	0.03%
--North	13 701	7 557	55.16%	230	1.68%	8	0.06%
--South West	15 612	9 405	60.24%	308	1.97%	9	0.06%
Launceston City	44 438	26 290	59.16%	766	1.72%	22	0.05%
Meander Valley	11 754	7 294	62.06%	157	1.34%	9	0.08%
Northern Midlands	8 467	5 406	63.85%	176	2.08%	2	0.02%
Sorell	7 143	4 044	56.61%	156	2.18%	79	1.11%
Southern Midlands	4 123	2 992	72.57%	54	1.31%	31	0.75%
Tasman	2 185	1 625	74.37%	33	1.51%	15	0.69%
Waratah-Wynyard	9 703	5 965	61.48%	240	2.47%	48	0.49%
West Coast	4 157	2 875	69.16%	126	3.03%	54	1.30%
West Tamar	13 971	8 174	58.51%	231	1.65%	13	0.09%
State Total	316 475	188 230	59.48%	5 787	1.83%	1 772	0.56%
Average response rate			64.17%				
Average returned to sender rate					1.81%		

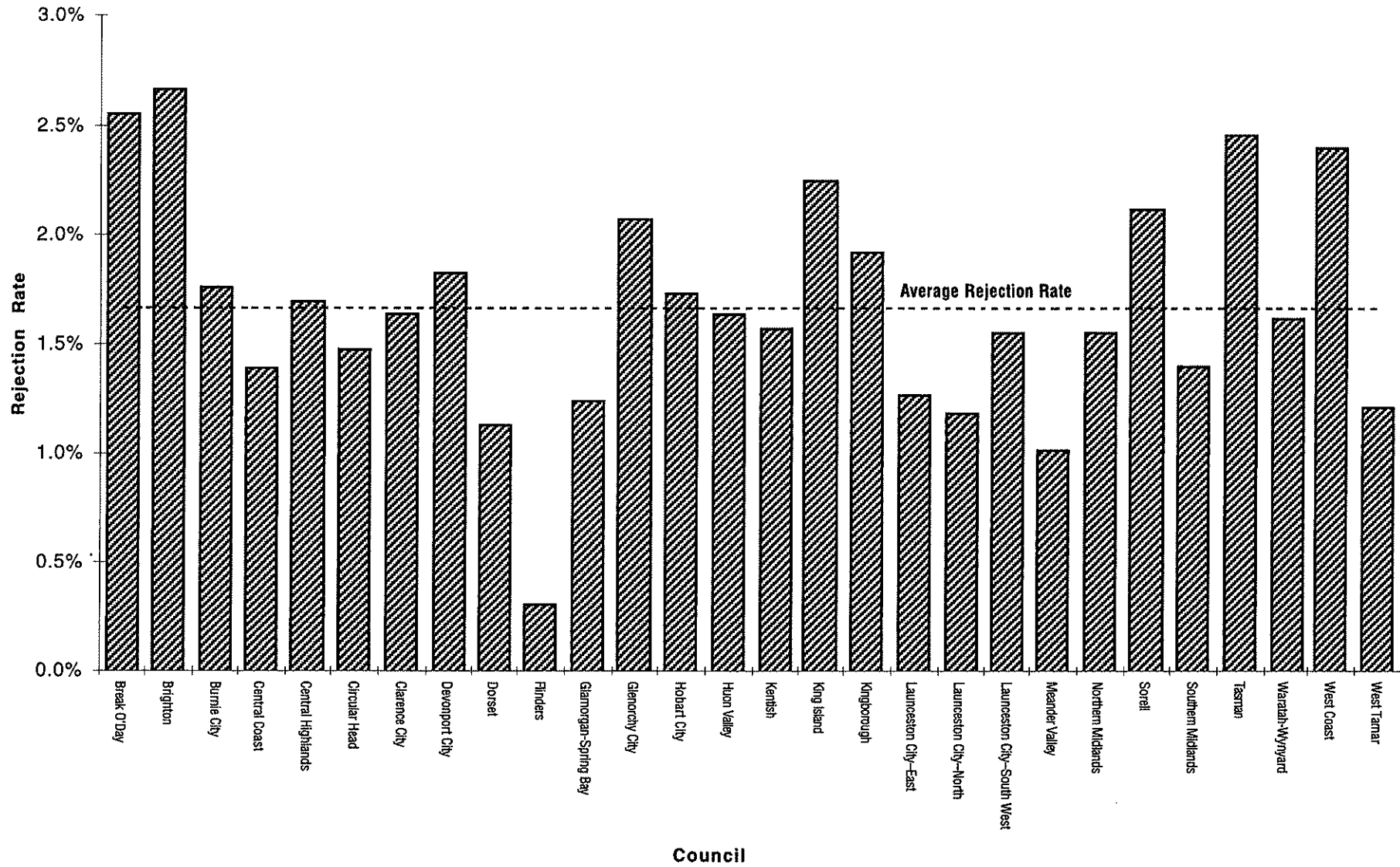
Council Response Rates in order of Enrolment



Council Response Rate in order of Enrolment

	Electors enrolled	House of Assembly electors	General Manager's Roll	Declarations returned	Response rate
Flinders	802	708	94	638	79.55%
King Island	1 266	1 220	46	1 019	80.49%
Tasman	2 185	1 536	649	1 625	74.37%
Central Highlands	2 659	1 806	853	2 067	77.74%
Glamorgan-Spring Bay	3 250	3 060	190	2 345	72.15%
Kentish	3 618	3 589	29	2 423	66.97%
Southern Midlands	4 123	3 893	230	2 992	72.57%
West Coast	4 157	4 076	81	2 875	69.16%
Break O'Day	4 906	4 158	748	3 560	72.56%
Dorset	5 385	5 119	266	3 624	67.30%
Circular Head	5 614	5 506	108	3 383	60.26%
Sorell	7 143	6 929	214	4 044	56.61%
Brighton	7 656	7 632	24	4 014	52.43%
Northern Midlands	8 467	8 324	143	5 406	63.85%
Huon Valley	9 090	8 820	270	6 132	67.46%
Waratah-Wynyard	9 703	9 460	243	5 965	61.48%
Meander Valley	11 754	11 662	92	7 294	62.06%
West Tamar	13 971	13 638	333	8 174	58.51%
Burnie City	14 066	13 821	245	9 377	66.66%
Central Coast	14 775	14 686	89	9 603	64.99%
Devonport City	17 573	17 322	251	11 262	64.09%
Kingborough	18 801	18 366	435	9 835	52.31%
Glenorchy City	31 803	31 308	495	16 735	52.62%
Hobart City	34 056	32 499	1 557	18 332	53.83%
Clarence City	35 214	34 885	329	19 216	54.57%
Launceston City	44 438	43 947	491	26 290	59.16%
State Total	316 475	307 970	8 505	188 230	59.48%

Rejection Rates



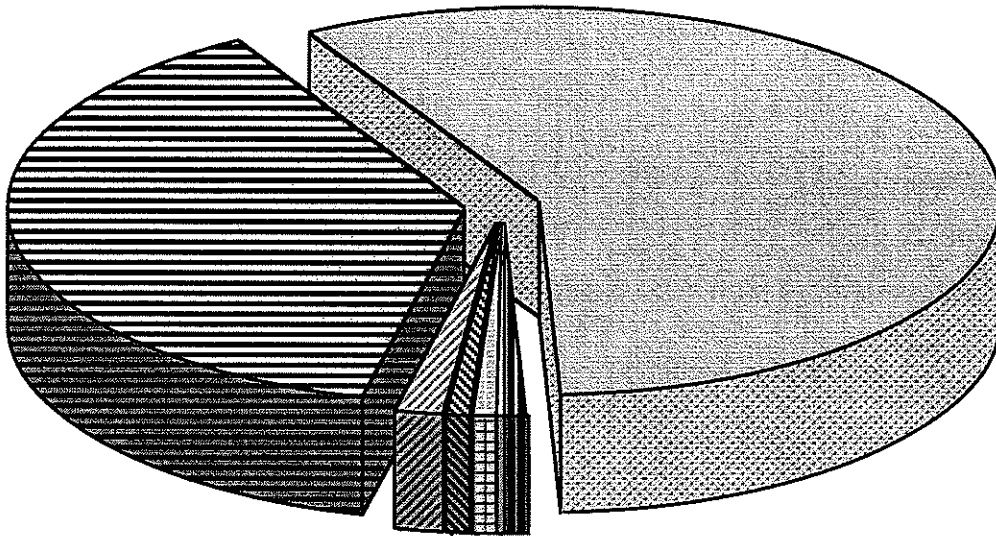
STAGE 2: Validation of the Declaration Envelopes

	Declarations returned	Declarations rejected	Declarations admitted	Rejection rate
Break O'Day	3 560	91	3 469	2.56%
Brighton	4 014	107	3 907	2.67%
Burnie City	9 377	166	9 211	1.77%
Central Coast	9 603	134	9 469	1.40%
Central Highlands	2 067	35	2 032	1.69%
Circular Head	3 383	50	3 333	1.48%
Clarence City	19 216	315	18 901	1.64%
Devonport City	11 262	206	11 056	1.83%
Dorset	3 624	41	3 583	1.13%
Flinders	638	2	636	0.31%
Glamorgan-Spring Bay	2 345	29	2 316	1.24%
Glenorchy City	16 735	348	16 387	2.08%
Hobart City	18 332	317	18 015	1.73%
Huon Valley	6 132	101	6 031	1.65%
Kentish	2 423	38	2 385	1.57%
King Island	1 019	23	996	2.26%
Kingborough	9 835	190	9 645	1.93%
Launceston City–East	9 328	119	9 209	1.28%
Launceston City–North	7 557	90	7 467	1.19%
Launceston City–South West	9 405	146	9 259	1.55%
Launceston City	26 290	355	25 935	1.35%
Meander Valley	7 294	74	7 220	1.01%
Northern Midlands	5 406	84	5 322	1.55%
Sorell	4 044	86	3 958	2.13%
Southern Midlands	2 992	42	2 950	1.40%
Tasman	1 625	40	1 585	2.46%
Waratah-Wynyard	5 965	97	5 868	1.63%
West Coast	2 875	69	2 806	2.40%
West Tamar	8 174	99	8 075	1.21%
State Total	188 230	3 139	185 091	1.67%

Break up of Postal Votes

Electors enrolled (316 475)


	Declarations returned (188 230)						
	Declarations admitted (185 091)						
	Total ballot papers (184 873)						
	Formal votes	Informal ballot papers	Ballot paper adjustments	Declarations rejected	Late returns	Returned to sender	Ballots not returned
Total	181 882	2991	218	3 139	1 772	5 787	120 686
Percentage	57.47%	0.95%	0.07%	0.99%	0.56%	1.83%	38.13%



- ▣ Formal votes
- ▣ Informal ballot papers
- ▣ Ballot paper adjustments
- ▣ Declarations rejected
- ▣ Late returns
- ▣ Returned to sender
- ▣ Ballots not returned

Break up of Declarations Rejected

	Declarations Rejected	No Declaration Flap	No Voter Signature	Multiple or Invalid Voter	Not on the Roll and Other
Break O'Day	91	7	38	1	45
Brighton	107	57	42	0	8
Burnie City	166	41	73	0	52
Central Coast	134	37	60	0	37
Central Highlands	35	6	13	0	16
Circular Head	50	21	22	0	7
Clarence City	315	157	119	0	39
Devonport City	206	55	62	0	89
Dorset	41	16	25	0	0
Flinders	2	1	0	0	1
Glamorgan-Spring Bay	29	14	15	0	0
Glenorchy City	348	91	151	3	103
Hobart City	317	120	138	2	57
Huon Valley	101	53	42	0	6
Kentish	38	15	22	0	1
King Island	23	6	14	0	3
Kingborough	190	82	93	0	15
Launceston City-East	119	47	64	0	8
Launceston City-North	90	29	57	0	4
Launceston City-South West	146	48	83	0	15
Meander Valley	74	35	37	0	2
Northern Midlands	84	28	51	0	5
Sorell	86	41	45	0	0
Southern Midlands	42	13	29	0	0
Tasman	40	20	20	0	0
Waratah-Wynyard	97	26	43	0	28
West Coast	69	26	25	0	18
West Tamar	99	33	63	0	3
State Total	3 139	1 125	1 446	6	562
Percentage	100.0 %	35.8 %	46.1 %	0.2 %	17.9 %



- ▣ No Declaration Flap
- ▣ No Voter Signature
- Multiple or invalid voter
- ▣ Not on the Roll and Other

Informal Ballot Paper Survey

	Not Authenticated	Wrong Ballot Paper	Identifying Elector	Blank	Marks i) Tick or cross	ii) Informal	iii) Scribble	No First preferences	2 or More First Preferences	Not Satisfy 1 - No. elected	Total
Break O'Day	0	1	0	2	2	0	4	0	1	51	61
Brighton	0	0	1	5	2	0	5	6	2	52	73
Burnie City	0	7	1	25	9	0	5	25	9	100	181
Central Coast	0	6	1	8	3	0	1	1	5	263	288
Central Highlands	0	0	0	0	0	0	6	0	0	27	33
Circular Head	0	3	2	1	4	0	2	0	2	8	22
Clarence	0	1	3	46	29	0	5	74	17	157	332
Devonport	0	3	0	38	4	0	5	27	11	113	201
Dorset	0	0	0	1	0	0	1	1	2	34	39
Flinders	0	1	0	0	0	0	0	0	0	1	2
Glamorgan Spring Bay	0	1	0	0	0	0	2	0	1	42	46
Glenorchy	0	4	1	44	25	0	15	85	16	218	408
Hobart	0	1	3	46	27	0	14	27	23	231	372
Huon Valley	0	5	1	7	3	0	10	3	4	88	121
Kentish	0	0	0	2	0	0	2	0	0	11	15
King Island	0	0	0	0	0	0	1	3	0	7	11
Kingborough	2	6	1	12	10	0	8	3	4	53	99
Launceston E	0	6	0	7	20	1	11	4	5	3	57
Launceston N	0	7	1	4	18	1	11	2	8	4	56
Launceston SW	0	7	1	12	15	0	6	1	5	11	58
Launceston Total	0	20	2	23	53	2	28	7	18	18	171
Meander Valley	0	3	1	6	0	0	5	0	2	133	150
Northern Midlands	0	1	0	3	0	0	3	3	5	54	69
Sorell	0	2	1	3	6	0	2	0	0	47	61
Southern Midlands	0	0	0	7	3	0	1	8	6	42	67
Tasman	0	3	1	0	1	0	0	0	0	6	11
Waratah-Wynyard	0	4	4	5	2	0	1	1	4	28	49
West Coast	0	1	0	5	2	0	0	0	1	36	45
West Tamar	0	6	0	15	13	1	4	3	1	21	64
State Total	2	79	23	304	198	3	130	277	134	1841	2991

STAGES 3-4: Ballot Papers Admitted & Formality

	Declarations admitted	Ballot paper adjustments	Total ballot papers	Informal ballot papers	Formal votes	Informality rate
Break O'Day	3 469	9	3 460	61	3 399	1.76%
Brighton	3 907	6	3 901	73	3 828	1.87%
Burnie City	9 211	9	9 202	181	9 021	1.97%
- Mayor		14	9 197	48	9 149	0.52%
- Deputy Mayor		15	9 196	89	9 107	0.97%
Central Coast	9 469	14	9 455	288	9 167	3.05%
Central Highlands	2 032	0	2 032	33	1 999	1.62%
Circular Head	3 333	0	3 333	22	3 311	0.66%
Clarence City	18 901	42	18 859	332	18 527	1.76%
- Mayor		36	18 865	119	18 746	0.63%
- Deputy Mayor		40	18 861	328	18 533	1.74%
Devonport City	11 056	8	11 048	201	10 847	1.82%
- Mayor		12	11 044	56	10 988	0.51%
- Deputy Mayor		11	11 045	120	10 925	1.09%
Dorset	3 583	9	3 574	39	3 535	1.09%
Flinders	636	0	636	2	634	0.31%
Glamorgan-Spring Bay	2 316	0	2 316	46	2 270	1.99%
Glenorchy City	16 387	30	16 357	408	15 949	2.49%
- Deputy Mayor		27	16 360	187	16 173	1.14%
Hobart City	18 015	16	17 999	372	17 627	2.07%
- Mayor		14	18 001	99	17 902	0.55%
- Deputy Mayor		15	18 000	172	17 828	0.96%
Huon Valley	6 031	4	6 027	121	5 906	2.01%
Kentish	2 385	3	2 382	15	2 367	0.63%
King Island	996	0	996	11	985	1.10%
Kingborough	9 645	5	9 640	99	9 541	1.03%
Launceston City--East	9 209	4	9 205	57	9 148	0.62%
--North	7 467	7	7 460	56	7 404	0.75%
--South West	9 259	11	9 248	58	9 190	0.63%
Launceston City	25 935	22	25 913	171	25 742	0.66%
Meander Valley	7 220	14	7 206	150	7 056	2.08%
Northern Midlands	5 322	4	5 318	69	5 249	1.30%
Sorell	3 958	4	3 954	61	3 893	1.54%
Southern Midlands	2 950	7	2 943	67	2 876	2.28%
- Mayor		7	2 943	48	2 895	1.63%
- Deputy Mayor		6	2 944	61	2 883	2.07%
Tasman	1 585	0	1 585	11	1 574	0.69%
Waratah-Wynyard	5 868	5	5 863	49	5 814	0.84%
West Coast	2 806	0	2 806	45	2 761	1.60%
West Tamar	8 075	7	8 068	64	8 004	0.79%
State Totals						
Councillors	185 091	218	184 873	2991	181 882	1.62%
Mayors	60 133	83	60 050	370	59 680	0.62%
Deputy Mayors	76 520	114	76 406	957	75 449	1.25%

Current Councillors

as at 1 January 1997

(Councillors are generally listed in order of election)

Break O'Day Council

Councillors (9)

Term ending 2000

LeFEVRE Nancy
HOLDER Henry
SALTER Stephen Gordon
WINES Annette
TUCKER John W

Term ending 1998

LEGGE Robert William
BLUNT Brenda
MANSKEY Debra
CATO Vic

Mayor - Term ending 1998

LEGGE Robert William

Deputy Mayor - Term ending 1998

LeFEVRE Nancy

Brighton Council

Councillors (9)

Term ending 2000

PURCELL Darren
FOSTER Tony
JEFFRIES Ted
OWEN Philip John
BUSH John

Term ending 1998

RAINBIRD Lois A
QUARRY Heather
CURRAN Barbara
COWLEY Leigh

Mayor - Term ending 1998

FOSTER Tony

Deputy Mayor - Term ending 1998

JEFFRIES Ted

Burnie City Council

Councillors (12)

Term ending 2000

FRENCH Sandra
CAHILL Jonathan
ALTIMIRA Jim
SAMEC Sam
SMITH Graeme Evan
SARGENT Charles Hewlett

Term ending 1998

ATKINS Noel William
CURRIE David
KONS Steven
MUNRO John
TANNER Jane
ELPHINSTONE Ross Lyon

Mayor - Term ending 1998

KONS Steven

Deputy Mayor - Term ending 1998

SMITH Graeme Evan

Central Coast Council

Councillors (12)

Term ending 2000

SMITH Sue
COOPER Rodney James
DOWNIE Mike
VANDERFEEN Andrew
McKENNA Terry
SIDEBOTTOM Peter Sid

Term ending 1998

EDWARDS Jan
ROBERTSON Brian
JOHNSTONE Philippa
THOMPSON Gavin
MARSHALL Beryl
MILES Keeton

Mayor - Term ending 1998

SMITH Sue

Deputy Mayor - Term ending 1998

DOWNIE Mike

Central Highlands Council

Councillors (9)

Term ending 2000

SHOBRIDGE John Rupert
BOWDEN Richard
HOLMES Geoff
ASHTON-JONES Geoffrey
MOODY Annette

Term ending 1998

McSHANE Peter F
FLINT Deirdre
PARSONS Geoffrey Francis
CASHION Terry

Mayor - Term ending 1998

ASHTON-JONES Geoffrey

Deputy Mayor - Term ending 1998

BOWDEN Richard

Circular Head Council

Councillors (9)

Term ending 2000

BUCKBY Michael
QUILLIAM Daryl
CHARLES Bernard John
DUNN Robert

Term ending 1998

SCHOENMAKER Wendy Marilyn
HINE William Ross
SMITH James
WELDON Michael William
AMBROSE Robert

Mayor - Term ending 1998

HINE William Ross

Deputy Mayor - Term ending 1998

WELDON Michael William

Clarence City Council

Councillors (12)

Term ending 2000

EDDINGTON David W
McMANUS Martin
CAMPBELL Jock
GEARD Graeme
RYAN Bill
EVANS Beverley

Term ending 1998

EDWARDS Cathy
READETT Michael
JAMES Richard
GLOVER Leslie
TRAYNOR David
PEERS John Phillip

Mayor - Term ending 1998

EDWARDS Cathy

Deputy Mayor - Term ending 1998

GLOVER Leslie

Devonport City Council

Councillors (12)

Term ending 2000

BERWICK Kerry
HOLLISTER Peter
WILSON Bill
MARSHALL R J (Bob)
MATTHEWS Jeffrey
MULLER Tim

Term ending 1998

SQUIBB Geoff
KONETSCHNIK Fred
BEST Brenton
BINKS Mary
BYRNE Clarrie
BARDEN Rodney (Jake)

Mayor - Term ending 1998

SQUIBB Geoff

Deputy Mayor - Term ending 1998

BINKS Mary

Dorset Council

Councillors (9)

Term ending 2000

PARTRIDGE Peter W
THORNE Yvonne
CARINS Jeremy
BEATTIE Karl
COOTE Kevin

Term ending 1998

RATTRAY Tania
SALIER Vince
BRIGGS Marilyn
RICE Ron

Mayor - Term ending 1998

PARTRIDGE Peter W

Deputy Mayor - Term ending 1998

THORNE Yvonne

Flinders Council

Councillors (9)

Term ending 2000

MACQUEEN Norman
SMITH Philip
MASON Stephen
GRAHAM Michael

Term ending 1998

HOLLOWAY Shirley Anne
MASON Lynn
ANDERSON David Ross
COOPER Helen Diane
OAKENFULL Ken

Mayor - Term ending 1998

MASON Lynn

Deputy Mayor - Term ending 1998

OAKENFULL Ken

George Town Council

Councillors (9)

Term ending 2000

SMITH June
MACKRILL Don
CAMERON David M
HURST John

Term ending 1998

WIDDOWSON John
BARWICK Heather
ARCHER Lawrence David
WALLACE R (Bob)
SULLIVAN Pat

Mayor - Term ending 1998

BARWICK Heather

Deputy Mayor - Term ending 1998

WALLACE R (Bob)

Glamorgan - Spring Bay Council

Councillors (9)

Term ending 2000

BAILEY E A (Bill)
WILSON Donna
JOHNSTON A Craig
MOREY Peter
WALKER Allan

Term ending 1998

ARNOL Cheryl
TAYLOR Wayne
BRESNEHAN Ian
HOLLOWAY Chris

Mayor - Term ending 1998

BAILEY E A (Bill)

Deputy Mayor - Term ending 1998

ARNOL Cheryl

Glenorchy City Council

Councillors (12)

Term ending 2000

SLADE Stuart
FORD Paul
GUY Mary
RIDLER Peter William
MANSON Jim
SHIPLEY Ann

Term ending 1998

MARTIN Terry
MILBURN Leigh
CAMILLERI Colin
BLIGHT Chris
LUCAS Christine
DEMPSEY Tom

Mayor - Term ending 1998

MARTIN Terry

Deputy Mayor - Term ending 1998

SLADE Stuart

Hobart City Council

Councillors (12)

Term ending 2000

FREEMAN John
VALENTINE Rob
HAIGH Darlene Ann
ZUCCO Marti
WARWICK Anne
FISHER Barry

Term ending 1998

KENNEDY Doone
BONHAM Pru
ARCHER Lyn
MALCOLM Ian
HURBURGH Andrew
BRISCOE Jeff

Lord Mayor - Term ending 1998

FREEMAN John

Deputy Lord Mayor - Term ending 1998

BONHAM Pru

Huon Valley Council

Councillors (9)

Term ending 2000

NORRIS Greg
PEPPER Peter
DILLON Laurie
DANCE John
CLARK Sue

Term ending 1998

ARMSTRONG Robert (Boggles)
LANGSTON Ken
THOMAS Paul
HARVEY-LATHAM Rod

Mayor - Term ending 1998

NORRIS Greg

Deputy Mayor - Term ending 1998

DANCE John

Kentish Council

Councillors (10)

Term ending 2000

MILES Mrs Glen
BRAID Les
GEE Roger Mitchell
COX Carl Henry
RILEY Alwyn G

Term ending 1998

CONNORS Lawrence Francis
RICHARDS Bertram George
MOYLE Grant
BROWN Des
DEVERELL John Andrew

Mayor - Term ending 1998

CONNORS Lawrence Francis

Deputy Mayor - Term ending 1998

RICHARDS Bertram George

King Island Council

Councillors (9)

Term ending 2000

PHILBEY Vernon
BARRATT Greg
BREWSTER David
STELLMAKER Wilfred
PAYNE Judith Ann

Term ending 1998

CLARKE Christine
YOUDE Peter
BURGESS Nigel
JORDAN Bob

Mayor - Term ending 1998

PHILBEY Vernon

Deputy Mayor - Term ending 1998

BREWSTER David

Kingborough Council

Councillors (12)

Term ending 2000

WASS Steve
BARNES Tom
CHATTERTON Paul
BUSH Julian
SHOOBRIDGE Jane
BARTLETT Beth

Term ending 1998

FOX Flora
HAZELL Donald Robert
ABBOTT Nigel
GEE Reginald Seymour
WILSON Oliver J
BUCHAN Fiona

Mayor - Term ending 1998

GEE Reginald Seymour

Deputy Mayor - Term ending 1998

HAZELL Donald Robert

Latrobe Council

Councillors (9)

Term ending 2000

HUGHES John
PERKINS John Lewis
THORNE Des
CAMPBELL Robert W (Bert)

Term ending 1998

SIMS Garry
PARKER Dudley
JAFFRAY Helen
ROCKLIFF Rick
GAFFNEY Michael

Mayor - Term ending November 1997

CAMPBELL Robert W (Bert)

Deputy Mayor - Term ending November 1997

GAFFNEY Michael

Launceston City Council

EAST DISTRICT

Councillors (4)

Term ending 2000

McKENDRICK Robin
WHITELEY Sandra Frances

Term ending 1998

BROOKES George
SMART Margot

NORTH DISTRICT

Councillors (4)

Term ending 2000

SHIPP Ray
WALTERS Joan

Term ending 1998

LEES John
WADDLE Annette

SOUTH WEST DISTRICT

Councillors (4)

Term ending 2000

BEAMS Graeme
ROUTLEY Ian

Term ending 1998

PECK Tony
TSINOGLU Ananias (Jimmy)

Mayor - Term ending 1998

LEES John

Deputy Mayor - Term ending 1998

SHIPP Ray

Meander Valley Council

Councillors (9)

Term ending 2000

LOONE Robert G (Bob)
HALL Greg
CHIRGWIN Sonia
JOHNSTONE Ray
MASTERS Laurie

Term ending 1998

McGEE Michael
FROST Pat
BOOTH Kim
WOODS Geoff

Mayor - Term ending 1998

HALL Greg

Deputy Mayor - Term ending 1998

BOOTH Kim

Northern Midlands Council

Councillors (9)

Term ending 2000

von BIBRA Kenneth
ROBERTSON George
BARNES Marie
DOWNIE David J
FAVELLE Laurie

Term ending 1998

WILLIAMS Max
WALLACE Hamish Thomas
McSHANE Donald M
BERRESFORD Viv

Mayor - Term ending 1998

von BIBRA Kenneth

Deputy Mayor - Term ending 1998

ROBERTSON George

Sorell Council

Councillors (12)

Term ending 2000

TORENIUS Carmel
PURDON Michael Robert
DEGRASSI Kerry
HUXLEY Brian
THE DUKE OF AVRAM John
BURROWS Steve

Term ending 1998

POOL John
GRAY A B (Sandy)
WARD Keith
DEAN Bryan
GILL Graeme John
DUNBABIN Jim

Mayor - Term ending 1998

TORENIUS Carmel

Deputy Mayor - Term ending 1998

DEAN Bryan

Southern Midlands Council

Councillors (9)

Term ending 2000

HOWLETT Colin H
BISDEE Tony
MANNING Des J
PENNICOTT Edney
TANKARD Patrick

Term ending 1998

PAUL Joe
WIGGINS Scott
CARTLEDGE Chris
BEVEN Colin John

Mayor - Term ending 1998

HOWLETT Colin H

Deputy Mayor - Term ending 1998

MANNING Des J

Tasman Council

Councillors (9)

Term ending 2000

SELF Roger
IMBER Glen
HEYWARD Keith
HALTON Pam

Term ending 1998

NOYE Neil
WILSON Peter John
SKEGGS Rhona
FAZACKERLEY Joan
NOYE Kathleen Joan

Mayor - Term ending 1998

NOYE Neil

Deputy Mayor - Term ending 1998

HEYWARD Keith

Waratah-Wynyard Council

Councillors (10)

Term ending 2000

FENTON Malcolm
RUSHWORTH Denise
FRENCH Bill
RANSLEY Francis
FAIRBROTHER Darren L

Term ending 1998

CHALK Roger George
DIXON Cyril Gurnhill
BESWICK Andrew Murray
WALSH Suzan Lillian
FAGAN Joseph

Mayor - Term ending 1998

DIXON Cyril Gurnhill

Deputy Mayor - Term ending 1998

FENTON Malcolm

West Coast Council

Councillors (9)

Term ending 2000

WALLER Murray D
VICKERS Ted
JAMIESON Ian
BAILEY Kevin John
DRAKE Anne

Term ending 1998

STEBBINGS Glenda Margaret
GERRITY Darryl
HAYDEN Doug
SHEA Ray

Mayor - Term ending 1998

WALLER Murray D

Deputy Mayor - Term ending 1998

DRAKE Anne

West Tamar Council

Councillors (9)

Term ending 2000

DODDY Peter
BURR Max
KEARNEY Peter
CLARK John B

Term ending 1998

EASTHER Barry Maxwell
ROACH Trevor William
GRIFFITHS Eldon Henry
WALSH Pat
WALTERS Hubert G (Smokey)

Mayor - Term ending 1998

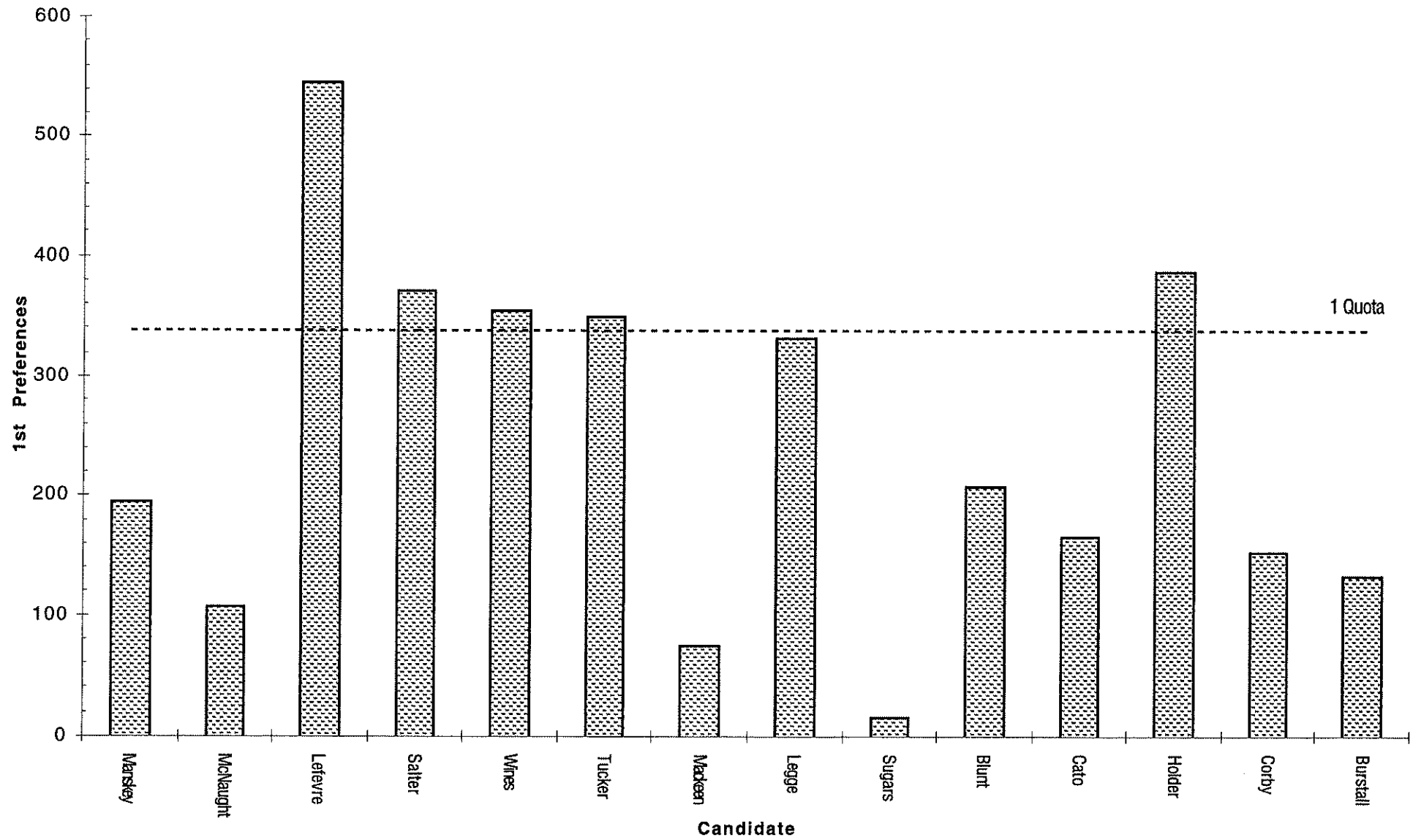
ROACH Trevor William

Deputy Mayor - Term ending 1998

WALSH Pat

Election Results for each Council

Break O'Day Council



Break O'Day Council

Polling closed at 10 am Tuesday 22 October 1996

Electors enrolled : 4906
 Declarations returned : 3560
 Response rate : 72.56 %

Declarations rejected : 91
 Declarations admitted : 3469
 Rejection rate : 2.56 %

Ballot paper adjustment : 9
 Total ballot papers : 3460

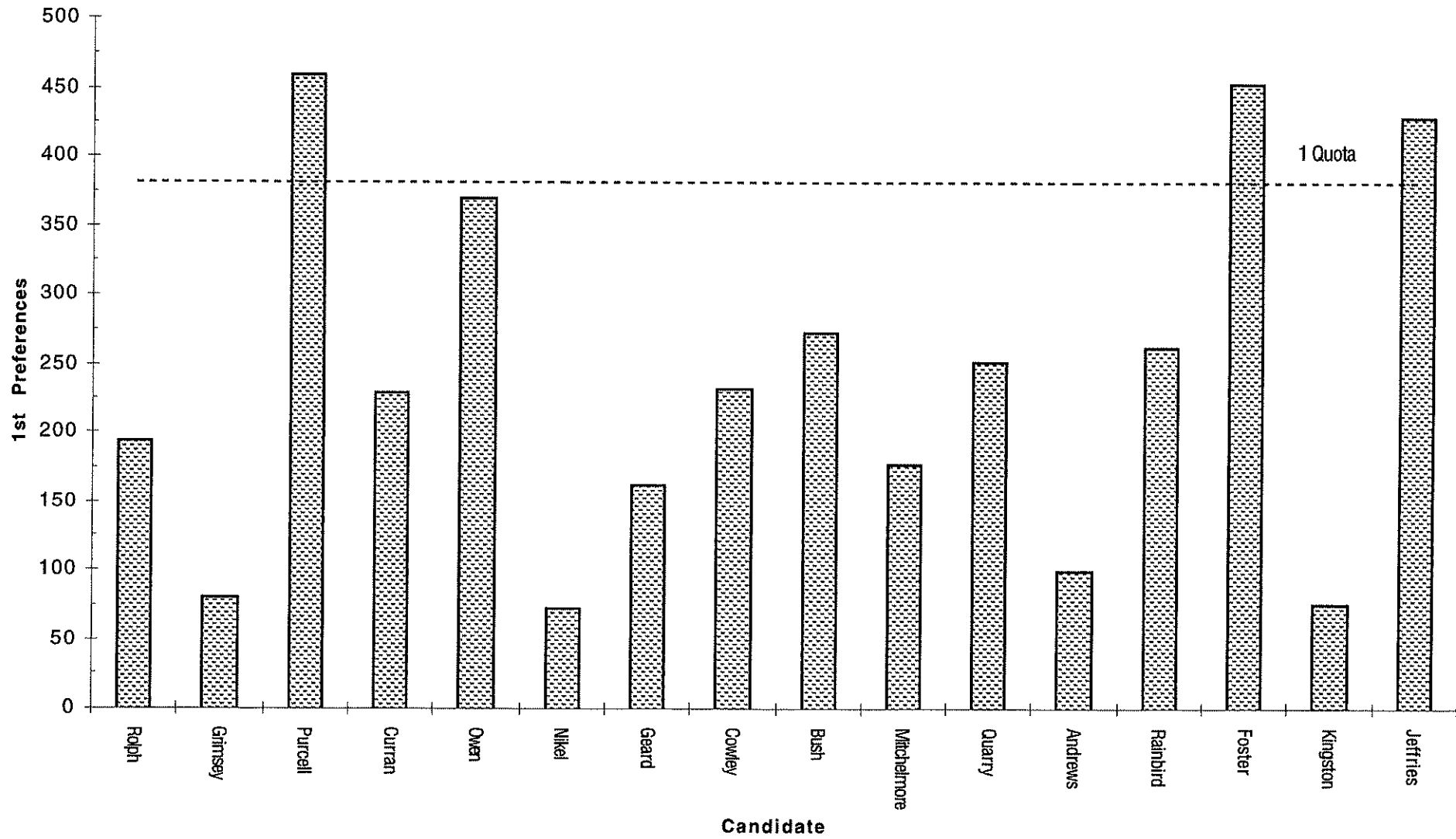
Formal votes : 3399
 Informal ballot papers : 61
 Informality rate : 1.76 %

$$\text{Quota} = \frac{3399 \times 100}{9 + 1} + 1 = 33991$$

Distribution of preferences (multiplied by 100)

		CANDIDATES														Exhausted	Loss by	Total Votes	Remarks
		Manskey	McNaught	Lefevre	Salter	Wines	Tucker	Mackeen	Legge	Sugars	Blunt	Cato	Holder	Corby	Burstall	Votes	Fraction		
Count 1	Total	19600	10700	54700	37100	35500	35100	7500	33300	1600	20800	16600	38800	15300	13300			339900	Lefevre Elected 1, Holder Elected 2, Salter Elected 3, Wines Elected 4, Tucker Elected 5
Count 2	Votes transferred	1703	1135	- 20709				832	4694	454	8291	870		1552	1173			5	Lefevre's surplus distributed
	Progress totals	21303	11835	33991	37100	35500	35100	8332	37994	2054	29091	17470	38800	16852	14473			5	Legge Elected 6
Count 3	Votes transferred	681	830					99		123	991	247	- 4809	1412	421			5	Holder's surplus distributed
	Progress totals	21984	12665	33991	37100	35500	35100	8431	37994	2177	30082	17717	33991	18264	14894			10	339900
Count 4	Votes transferred	268	326		- 3109			142		75	997	393		620	284			4	Salter's surplus distributed
	Progress totals	22252	12991	33991	33991	35500	35100	8573	37994	2252	31079	18110	33991	18884	15178			14	339900
Count 5	Votes transferred	612	195			- 1509		85		42	136	76		284	76			3	Wines' surplus distributed
	Progress totals	22864	13186	33991	33991	33991	35100	8658	37994	2294	31215	18186	33991	19168	15254			17	339900
Count 6	Votes transferred	56	78				- 1109	34		47	458	126		202	104			4	Tucker's surplus distributed
	Progress totals	22920	13264	33991	33991	33991	33991	8692	37994	2341	31673	18312	33991	19370	15358			21	339900
Count 7	Votes transferred	225	225					129	- 4003	193	1646	161		1129	290			5	Legge's surplus distributed
	Progress totals	23145	13489	33991	33991	33991	33991	8821	33991	2534	33319	18473	33991	20499	15648			26	339900
Count 8 to 9	Votes transferred	137	337					437		- 2054	689	175		75	200			4	Sugars part Excluded
	Progress totals	23282	13826	33991	33991	33991	33991	9258	33991	480	34008	18648	33991	20574	15848			30	339900
Count 10 to 14	Votes transferred	112	72					20		- 480		161		95	13			7	Sugars fully Excluded
	Progress totals	23394	13898	33991	33991	33991	33991	9278	33991	0	34008	18809	33991	20669	15861			37	339900
Count 15	Votes transferred	6						3			- 17	3			3			2	Blunt's surplus distributed
	Progress totals	23400	13898	33991	33991	33991	33991	9281	33991		33991	18812	33991	20669	15864			39	339900
Count 16 to 27	Votes transferred	4254	1570					- 9281				1158		1091	1197			11	Mackeen Excluded
	Progress totals	27654	15468	33991	33991	33991	33991	0	33991		33991	19970	33991	21760	17061			50	339900
Count 28 to 46	Votes transferred	5667	- 15468									3425		2356	3914	100		6	McNaught Excluded
	Progress totals	33321	0	33991	33991	33991	33991		33991		33991	23395	33991	24116	20975	100		56	339900
Count 47	Votes transferred	2500										6300		4500	- 13300	0		0	Burstall part Excluded
	Progress totals	35821		33991	33991	33991	33991		33991		33991	29695	33991	28616	7675	100		56	339900
Count 48 to 77	Votes transferred											3758		3605	- 7675	305		7	Burstall fully Excluded
	Progress totals	35821		33991	33991	33991	33991		33991		33991	33453	33991	32221	0	405		63	339900
Count 78	Votes transferred	- 1830										805		805		219		1	Manskey's surplus distributed
	Progress totals	33991		33991	33991	33991	33991		33991		33991	34258	33991	33026		624		64	339900

Brighton Council



Brighton Council

Polling closed at 10 am Tuesday 22 October 1996

Electors enrolled : 7656
 Declarations returned : 4014
 Response rate : 52.43 %

Declarations rejected : 107
 Declarations admitted : 3907
 Rejection rate : 2.67 %

Ballot paper adjustment : 6
 Total ballot papers : 3901

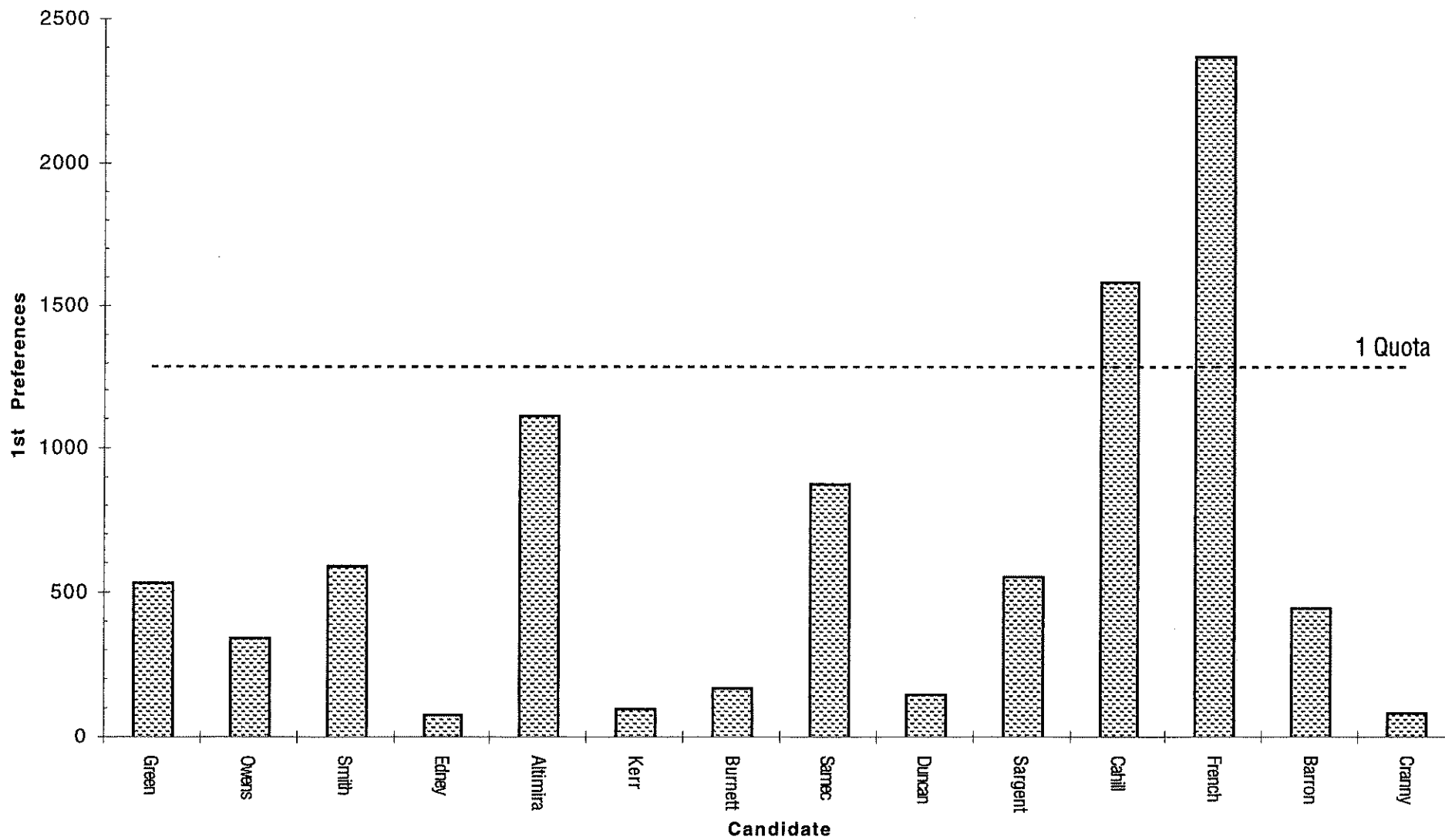
Formal votes : 3828
 Informal ballot papers : 73
 Informality rate : 1.87 %

$$\text{Quota} = \frac{3828 \times 100}{9 + 1} + 1 = 38281$$

Distribution of preferences (multiplied by 100)

		CANDIDATES																Exhausted	Loss by	Total Votes	Remarks		
		Robt	Ginsey	Purcell	Curran	Owen	Nival	Geard	Cowley	Bush	Mitchmore	Quarry	Andrews	Rainbird	Foster	Kingston	Jeffries	Votes	Fraction				
Count 1	Total	19400	8100	45900	23000	37000	7300	16300	23300	27300	17700	25200	10000	26300	45400	7600	43000			382800	Purcell Elected 1, Foster Elected 2, Jeffries Elected 3		
Count 2	Votes transferred	879	597	- 7619	896	414	182	414	597	248	182	1975	365	497		365				8	Purcell's surplus distributed		
	Progress totals	20279	8697	38281	23896	37414	7482	16714	23897	27548	17882	27175	10365	26797	45400	7965	43000			8	382800		
Count 3	Votes transferred	156	94		344	1160	219	689	235	788	1019	313	266	1442	- 7119	407				7	Foster's surplus distributed		
	Progress totals	20435	8791	38281	24240	38574	7701	17403	24132	28316	18901	27488	10631	28239	38281	8372	43000			15	382800	Owen Elected 4	
Count 4	Votes transferred	142	65		384		208	803	120	1360	406	208	120	735		362	- 4719			6	Jeffries' surplus distributed		
	Progress totals	20577	8856	38281	24624	38574	7909	18006	24252	29676	19307	27696	10751	28974	38281	8734	38281			21	382800		
Count 5	Votes transferred	11	11		31	- 293	19	35	7	19	55	11	23	51		11				9	Owen's surplus distributed		
	Progress totals	20588	8867	38281	24655	38281	7928	18041	24259	29685	19362	27707	10774	29025	38281	8745	38281			30	382800		
Count 6 to 10	Votes transferred	316	26		1524		- 7928	2898	363	1188	931	254	125	36		271				16	Nival Excluded		
	Progress totals	20904	8893	38281	26179	38281	0	20939	24622	30863	20293	27961	10899	29061	38281	9016	38281			46	382800		
Count 11 to 17	Votes transferred	2672	- 8893		1093			383	1279	226	0	1459	566	533		691				11	Ginsey Excluded		
	Progress totals	23576	0	38281	27272	38281		21302	25901	31089	20293	29420	11465	29594	38281	9707	38281			57	382800		
Count 18 to 31	Votes transferred	1958			457			652	1809	706	290	1301	1414	1302		- 9707				18	Kingston Excluded		
	Progress totals	25534		38281	27729	38281		21954	27510	31795	20583	30721	12879	30896	38281	0	38281			75	382800		
Count 32 to 48	Votes transferred	1537			1289			648	3325	763	240	3804	- 12879	1257						16	Andrews Excluded		
	Progress totals	27071		38281	29018	38281		22602	30835	32558	20823	34525	0	32153	38281		38281			91	382800		
Count 49 to 65	Votes transferred	876			3927			4462	711	5219	- 20823	2205		3403						20	Mitchmore Excluded		
	Progress totals	27947		38281	32945	38281		27064	31546	37777	0	36730		35556	38281		38281			111	382800		
Count 66	Votes transferred	1900			3900			- 16300	1200	2500		2700		4100						0	Geard part Excluded		
	Progress totals	29847		38281	36845	38281		10764	32746	40277		39430		39656	38281		38281			111	382800	Bush Elected 5, Rainbird Elected 6, Quarry Elected 7	
Count 67 to 71	Votes transferred	1125			2552			- 4441	594											163	7	Geard part Excluded	
	Progress totals	30972		38281	39397	38281		6323	33340	40277		39430		39656	38281		38281			163	118	382800	Curran Elected 8
Count 72 to 102	Votes transferred	2751						- 6323	2479											1081	12	Geard fully Excluded	
	Progress totals	33723		38281	39397	38281		0	35819	40277		39430		39656	38281		38281			1244	130	382800	
Count 103	Votes transferred	1117							638	- 1996										239	2	Bush's surplus distributed	
	Progress totals	34840		38281	39397	38281			36457	38281		39430		39656	38281		38281			1483	132	382800	
Count 104	Votes transferred	704							335					- 1375						335	1	Rainbird's surplus distributed	
	Progress totals	35544		38281	39397	38281			36792	38281		39430		38281	38281		38281			1818	133	382800	
Count 105	Votes transferred	553							468				- 1149							127	1	Quarry's surplus distributed	
	Progress totals	36097		38281	39397	38281			37260	38281		38281		38281	38281		38281			1945	134	382800	
Count 106	Votes transferred	525			- 1116				196											393	2	Curran's surplus distributed	
	Progress totals	36622		38281	38281	38281			37456	38281		38281		38281	38281		38281			2338	136	382800	Cowley Elected 9

Burnie City Council



Burnie City Council

Polling closed at 10 am Tuesday 22 October 1996

Electors enrolled : 14066
 Declarations returned : 9377
 Response rate : 66.66 %

Declarations rejected : 166
 Declarations admitted : 9211
 Rejection rate : 1.77 %

Ballot paper adjustment : 9
 Total ballot papers : 9202

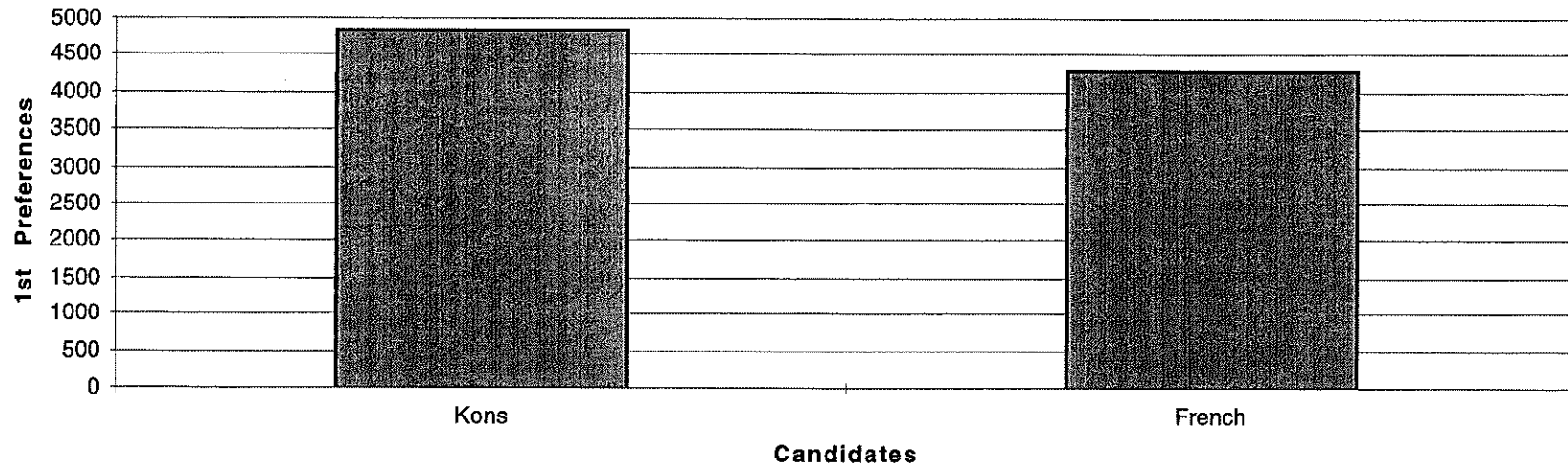
Formal votes : 9021
 Informal ballot papers : 181
 Informality rate : 1.97 %

$$\text{Quota} = \frac{9021 \times 100}{6 + 1} + 1 = 128872$$

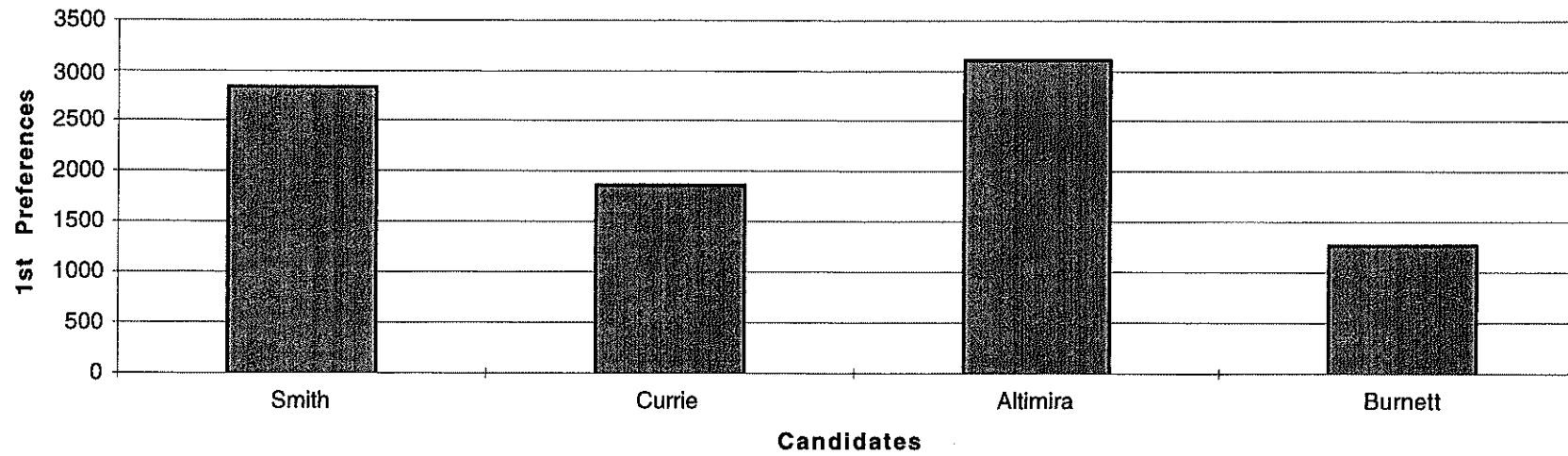
Distribution of preferences (multiplied by 100)

		CANDIDATES														Exhausted	Loss by	Total Votes	Remarks	
		Green	Owens	Smith	Edney	Allimira	Kerr	Burnett	Samec	Duncan	Sargent	Cahill	French	Barron	Cranny	Votes	Fraction			
Count 1	Total	53400	34300	59200	7800	111800	9700	17400	88100	15100	56000	158500	236900	45300	8600			902100	French Elected 1, Cahill Elected 2	
Count 2	Votes transferred	3648	3374	19471	684	16917	1732	7204	12950	2508	17875		- 108028	19745	1915			5	French's surplus distributed	
	Progress totals	57048	37674	78671	8484	128717	11432	24604	101050	17608	73875	158500	128872	65045	10515			5	902100	
Count 3	Votes transferred	4411	1345	2430	448	4486	598	1514	4972	915	3701	- 29628		3757	1046			5	Cahill's surplus distributed	
	Progress totals	61459	39019	81101	8932	133203	12030	26118	106022	18523	77576	128872	128872	68802	11561			10	902100	
Count 4	Votes transferred	884	234	866	90	- 4331	270	342	631	126	342			433	108			5	Allimira's surplus distributed	
	Progress totals	62343	39253	81967	9022	128872	12300	26460	106653	18649	77918	128872	128872	69235	11669			15	902100	
Count 5 to 8	Votes transferred	1456	484	1654	- 9022		637	856	1137	163	1381			300	945			9	Edney Excluded	
	Progress totals	63799	39737	83621	0	128872	12937	27316	107790	18812	79299	128872	128872	69535	12614			24	902100	
Count 9 to 14	Votes transferred	2249	791	928			503	1329	1256	875	1711			2964	- 12614			8	Cranny Excluded	
	Progress totals	66048	40528	84549		128872	13440	28645	109046	19687	81010	128872	128872	72499	0			32	902100	
Count 15 to 24	Votes transferred	1911	964	2074			- 13440	1894	2205	1494	963							8	Kerr Excluded	
	Progress totals	67959	41492	86623		128872	0	30539	111251	21181	81973	128872	128872	74426				40	902100	
Count 25 to 43	Votes transferred	2331	2046	3769				2194	4908	- 21181	3204			2620				100	9	Duncan Excluded
	Progress totals	70290	43538	90392		128872		32733	116159	0	85177	128872	128872	77046				100	49	902100
Count 44 to 68	Votes transferred	4382	5421	6203				- 32733	5860		2623			7926				300	18	Burnett Excluded
	Progress totals	74672	48959	96595		128872		0	122019		87800	128872	128872	84972				400	67	902100
Count 69	Votes transferred	7200	- 34300	8500				7700			4000			6600				300	0	Owens part Excluded
	Progress totals	81872	14659	105095		128872		129719			91800	128872	128872	91572				700	67	902100
Count 70 to 103	Votes transferred	4315	- 14659	2302							2762			4433				836	11	Owens fully Excluded
	Progress totals	86187	0	107397		128872		129719			94562	128872	128872	96005				1536	78	902100
Count 104	Votes transferred	143		88				- 847			374			187				55	0	Samec's surplus distributed
	Progress totals	86330		107485		128872		128872			94936	128872	128872	96192				1591	78	902100
Count 105	Votes transferred	- 53400		29800							12000			9400				2200	0	Green part Excluded
	Progress totals	32930		137285		128872		128872			106936	128872	128872	105592				3791	78	902100
Count 106 to 169	Votes transferred	- 32930									16285			11021				5609	15	Green fully Excluded
	Progress totals	0		137285		128872		128872			123221	128872	128872	116613				9400	93	902100
Count 170	Votes transferred			- 8413							5081			2286				1044	2	Smith's surplus distributed
	Progress totals			128872		128872		128872			128302	128872	128872	118899				10444	95	902100

Burnie City Mayor



Burnie City Deputy Mayor



Burnie City Council

Polling closed at 10 am Tuesday 22 October 1996

Electors enrolled : 14066

Declarations returned : 9377

Response rate : 66.66 %

Declarations rejected : 166

Declarations admitted : 9211

Rejection rate : 1.77 %

Ballot paper adjustment : 9

Total ballot papers : 9202

Mayor

Formal votes : 9149

Informal ballot papers : 48

Informality rate : 0.52 %

		Candidates		Total Votes	Remarks
		Kons	French		
Count 1	Total	4 854	4 295	9 149	Kons Elected Mayor

Deputy Mayor

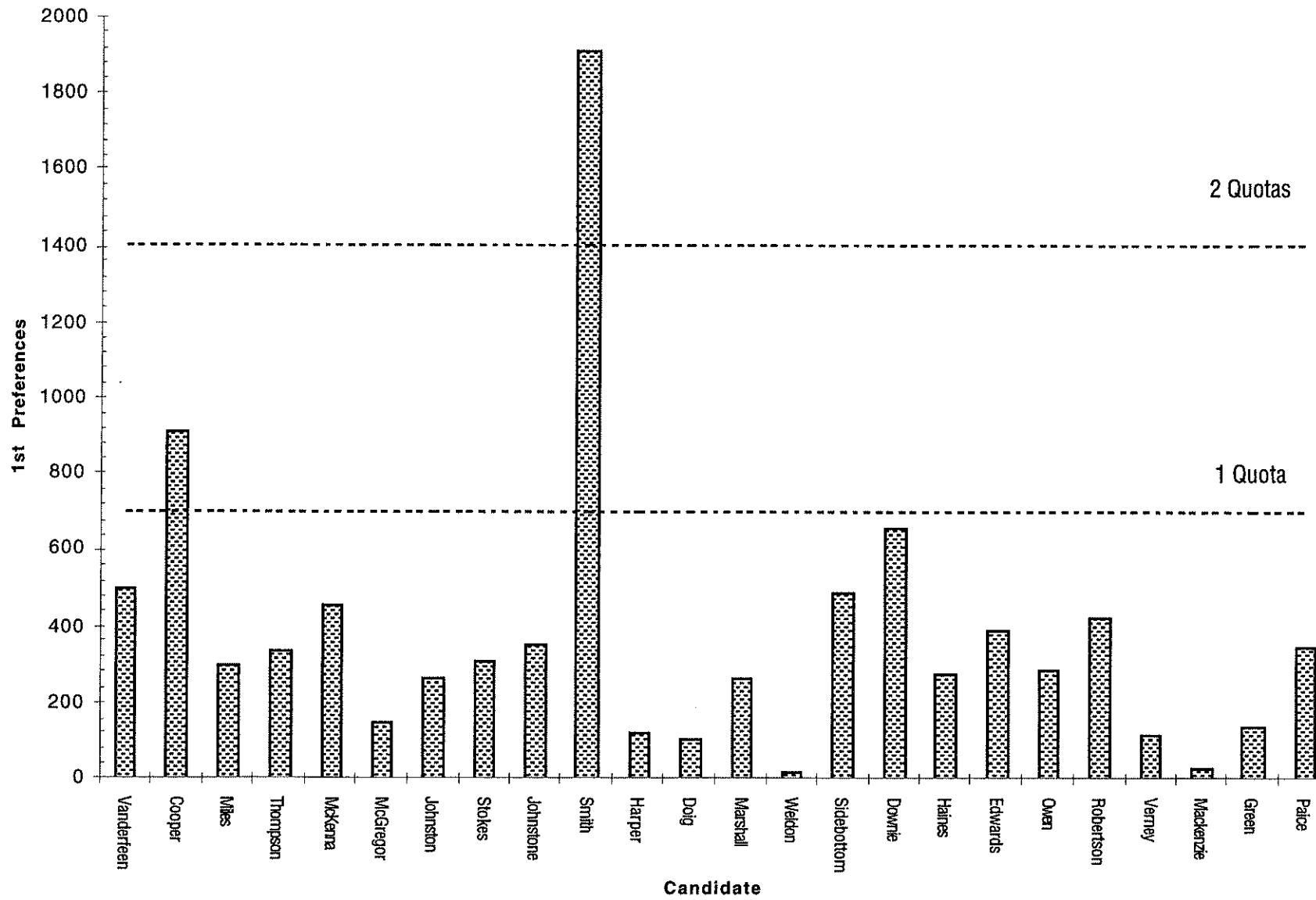
Formal votes : 9107

Informal ballot papers : 89

Informality rate : 0.97 %

		CANDIDATES				Exhausted Votes	Total Votes	Remarks
		Smith	Currie	Altimira	Burnett			
Count 1	Total	2 853	1 857	3 120	1 277		9 107	
Count 2	Votes transferred	384	354	355	-1 277	184		Burnett Excluded
	Progressive totals	3 237	2 211	3 475	0	184	9 107	
Count 3	Votes transferred	1 163	-2 211	772		276		Currie Excluded
	Progressive totals	4 400	0	4 247		460	9 107	Smith Elected Deputy Mayor

Central Coast Council



Due to the number of candidates in the
Central Coast Council Election,
the distribution of preferences has been
spread over the following two pages

Central Coast Council

Polling closed at 10 am Tuesday 22 October 1996

Distribution of preferences (multiplied by 100)

CANDIDATES

		Vanderleiden	Cooper	Miles	Thompson	McKenna	McGregor	Johnston	Stokes	Johnstone	Smith	Harper	Doig	Marshall
Count 1	Total	49800	91200	29500	33700	46100	15500	26300	31100	35000	191200	12300	10700	26400
Count 2	Votes transferred	8268		8899	7763	13002	2209	9909	2272	7700	- 120684	3787	1199	11298
	Progress totals	58068	91200	38399	41463	59102	17709	36209	33372	42700	70516	16087	11899	37698
Count 3	Votes transferred	3946	- 20684	1791	2290	2222	340	1406	929	952		498	612	975
	Progress totals	62014	70516	40190	43753	61324	18049	37615	34301	43652	70516	16585	12511	38673
Count 4	Votes transferred	0		32	48	64	0	32	32	48		0	0	32
	Progress totals	62014	70516	40222	43801	61388	18049	37647	34333	43700	70516	16585	12511	38705
Count 5 to 7	Votes transferred	263		0	100	100	263	122	0	326		200	363	163
	Progress totals	62277	70516	40222	43901	61488	18312	37769	34333	44026	70516	16785	12874	38868
Count 8 to 10	Votes transferred	363		263	22	0	0	63	200	100		0	300	63
	Progress totals	62640	70516	40485	43923	61488	18312	37832	34533	44126	70516	16785	13174	38931
Count 11 to 16	Votes transferred	822		3216	645	700	300	826	431	985		426	- 13174	1174
	Progress totals	63462	70516	43701	44568	62188	18612	38658	34964	45111	70516	17211	0	40105
Count 17 to 26	Votes transferred	1100		652	463	316	585	245	422	900		763		0
	Progress totals	64562	70516	44353	45031	62504	19197	38903	35386	46011	70516	17974		40105
Count 27 to 38	Votes transferred	1285		689	126	1089	1089	300	700	616		663		542
	Progress totals	65847	70516	45042	45157	63593	20286	39203	36086	46627	70516	18637		40647
Count 39 to 50	Votes transferred	2644		363	1552	737	263	1715	200	826		- 18637		2076
	Progress totals	68491	70516	45405	46709	64330	20549	40918	36286	47453	70516	0		42723
Count 51 to 64	Votes transferred	1448		1674	1163	1941	- 20549	2182	1934	1100				948
	Progress totals	69939	70516	47079	47872	66271	0	43100	38220	48553	70516			43671
Count 65	Votes transferred	1200		1600	1200	4200		1100	400	9800				1300
	Progress totals	71139	70516	48679	49072	70471		44200	38620	58353	70516			44971
Count 66	Votes transferred			252	126	126		126	126	378				631
	Progress totals	71139	70516	48931	49198	70597		44326	38746	58731	70516			45602
Count 67 to 82	Votes transferred			245	154			355	345	393				16
	Progress totals	71139	70516	49176	49352	70597		44681	39091	59124	70516			45618
Count 83	Votes transferred	- 623		155	0			0	103	0				103
	Progress totals	70516	70516	49331	49352	70597		44681	39194	59124	70516			45721
Count 84	Votes transferred			0	40	- 81		0	0	40				0
	Progress totals	70516	70516	49331	49392	70516		44681	39194	59164	70516			45721
Count 85	Votes transferred			4000	6500			2400	- 3100	2900				2100
	Progress totals	70516	70516	53331	55892	70516		47081	8094	62064	70516			47821
Count 86 to 111	Votes transferred			1204	969			1328	- 8094	857				1205
	Progress totals	70516	70516	54535	56861	70516		48409	0	62921	70516			49026
Count 112	Votes transferred			134	202			269		134				269
	Progress totals	70516	70516	54669	57063	70516		48678		63055	70516			49295
Count 113	Votes transferred			3000	3700			2600		1800				2800
	Progress totals	70516	70516	57669	60763	70516		51278		64855	70516			52095
Count 114 to 152	Votes transferred			2162	2994			3593		1558				2411
	Progress totals	70516	70516	59831	63757	70516		54871		66413	70516			54506
Count 153	Votes transferred			77	206			258		103				232
	Progress totals	70516	70516	59908	63963	70516		55129		66516	70516			54738
Count 154	Votes transferred			1200	3400			2400		6600				4900
	Progress totals	70516	70516	61108	67363	70516		57529		73116	70516			59638
Count 155 to 188	Votes transferred			2460	3226			2447						4302
	Progress totals	70516	70516	63568	70589	70516		59976		73116	70516			63940
Count 189 to 207	Votes transferred			2311				2034						1338
	Progress totals	70516	70516	65879	70589	70516		62010		73116	70516			65278
Count 208	Votes transferred			2214				4798						5537
	Progress totals	70516	70516	68093	70589	70516		66808		73116	70516			70815
Count 209	Votes transferred			630				1339		- 2600				
	Progress totals	70516	70516	68723	70589	70516		68147		70516	70516			70815
Count 210	Votes transferred			73	- 73			0						
	Progress totals	70516	70516	68796	70516	70516		68147		70516	70516			70815
Count 211	Votes transferred			69				169						- 299
	Progress totals	70516	70516	68865	70516	70516		68316		70516	70516			70516

Electors enrolled : 14775
 Declarations returned : 9603
 Response rate : 64.99 %

Declarations rejected : 134
 Declarations admitted : 9469
 Rejection rate : 1.40 %

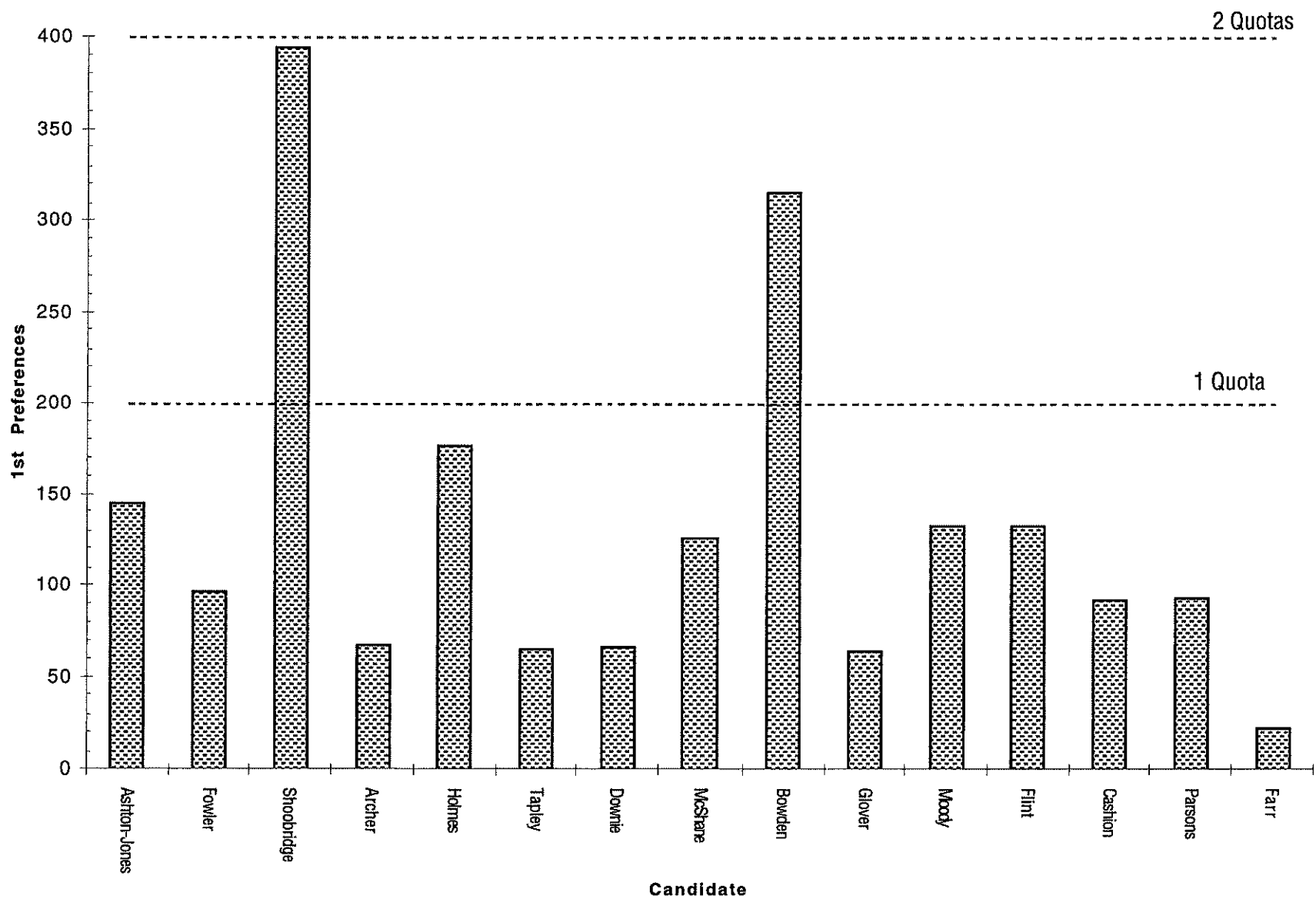
Ballot paper adjustment : 14
 Total ballot papers : 9455

Formal votes : 9167
 Informal ballot papers : 288
 Informality rate : 3.05 %

$$\text{Quota} = \frac{9167 \times 100}{12 + 1} + 1 = 70516$$

Weldon	Sidebottom	Downie	Haines	Edwards	Owen	Robertson	Vemey	Mackenzie	Green	Paice	Exhausted Votes	Loss by Fraction	Total Votes	Remarks
2000	48900	65800	27300	39500	28800	42200	11900	3300	13700	34500			916700	Smith Elected 1, Cooper Elected 2
820	9215	4481	5049	8836	2777	6438	1009	631	2209	2903		10		Smith's surplus distributed
2820	58115	70281	32349	48336	31577	48638	12909	3931	15909	37403		10	916700	
45	884	816	975	498	362	453	158	22	136	362		12		Cooper's surplus distributed
2865	58999	71097	33324	48834	31939	49091	13067	3953	16045	37765		22	916700	Downie Elected 3
0	48	- 581	32	0	129	16	16	0	32	16		4		Downie's surplus distributed
2865	59047	70516	33356	48834	32068	49107	13083	3953	16077	37781		26	916700	
- 2865	389		126	0	100	0	100	0	63	185		2		Weldon Excluded
0	59436	70516	33482	48834	32168	49107	13183	3953	16140	37966		28	916700	
	489		500	263	100	263	363	- 3953	100	500		1		Mackenzie Excluded
	59925	70516	33982	49097	32268	49370	13546	0	16240	38466		29	916700	
	753		722	290	285	611	431		263	285		9		Doig Excluded
	60678	70516	34704	49387	32553	49981	13977		16503	38751		38	916700	
	2089		1163	1494	626	1393	- 13977		863	900		3		Vemey Excluded
	62767	70516	35867	50881	33179	51374	0		17366	39651		41	916700	
	1189		1037	4499	600	889			- 17366	2048		5		Green Excluded
	63956	70516	36904	55380	33779	52263			0	41699		46	916700	
	1856		2712	1386	463	626				1211		7		Harper Excluded
	65812	70516	39616	56766	34242	52889				42910		53	916700	
	1363		1131	2448	526	1794				889		8		McGregor Excluded
	67175	70516	40747	59214	34768	54683				43799		61	916700	
	1100		800	1400	- 28800	3800				900		0		Owen part Excluded
	68275	70516	41547	60614	5968	58483				44699		61	916700	Vanderfeen Elected 4
	126		63	441	- 2777	315				63		4		Owen part Excluded
	68401	70516	41610	61055	3191	58798				44762		65	916700	McKenna elected 5
	363		301	526	- 3191	322				167		4		Owen fully Excluded
	68764	70516	41911	61581	0	59120				44929		69	916700	
	155		51	0		51				0		5		Vanderfeen's surplus distributed
	68919	70516	41962	61581		59171				44929		74	916700	
	0		0	0		0				0		1		McKenna's surplus distributed
	68919	70516	41962	61581		59171				44929		75	916700	
	4900		2200	2500		1500				2100		0		Stokes part Excluded
	73819	70516	44162	64081		60671				47029		75	916700	Sidebottom Elected 6
			860	651		411				600		9		Stokes fully Excluded
	73819	70516	45022	64732		61082				47629		84	916700	
	- 3303		539	741		337				674		4		Sidebottom's surplus distributed
	70516	70516	45561	65473		61419				48303		88	916700	
			- 27300	6800		3700				2900		0		Haines part Excluded
	70516	70516	18261	72273		65119				51203		88	916700	Edwards Elected 7
			- 18261			3569				1961		13		Haines fully Excluded
	70516	70516	0	72273		68688				53164		101	916700	
				- 1757		594				284		3		Edwards' surplus distributed
	70516	70516		70516		69282				53448		104	916700	
						16000				- 34500		0		Paice part Excluded
	70516	70516		70516		85282				18948		104	916700	Robertson Elected 8, Johnstone Elected 9
										- 12729	290	4		Paice part Excluded
	70516	70516		70516		85282				6219	290	108	916700	Thompson Elected 10
										- 6219	530	6		Paice fully Excluded
	70516	70516		70516		85282				0	820	114	916700	
						- 14766				2214	3			Robertson's surplus distributed
	70516	70516		70516		70516				3034	117		916700	Marshall Elected 11
										630	1			Johnstone's surplus distributed
	70516	70516		70516		70516				3664	118		916700	
										0	0			Thompson's surplus distributed
	70516	70516		70516		70516				3664	118		916700	
										59	2			Marshall's surplus distributed
	70516	70516		70516		70516				3723	120		916700	Miles Elected 12

Central Highlands Council



Central Highlands Council

Polling closed at 10 am Tuesday 22 October 1996

Electors enrolled : 2659
 Declarations returned : 2067
 Response rate : 77.74 %

Declarations rejected : 35
 Declarations admitted : 2032
 Rejection rate : 1.69 %

Ballot paper adjustment : 0
 Total ballot papers : 2032

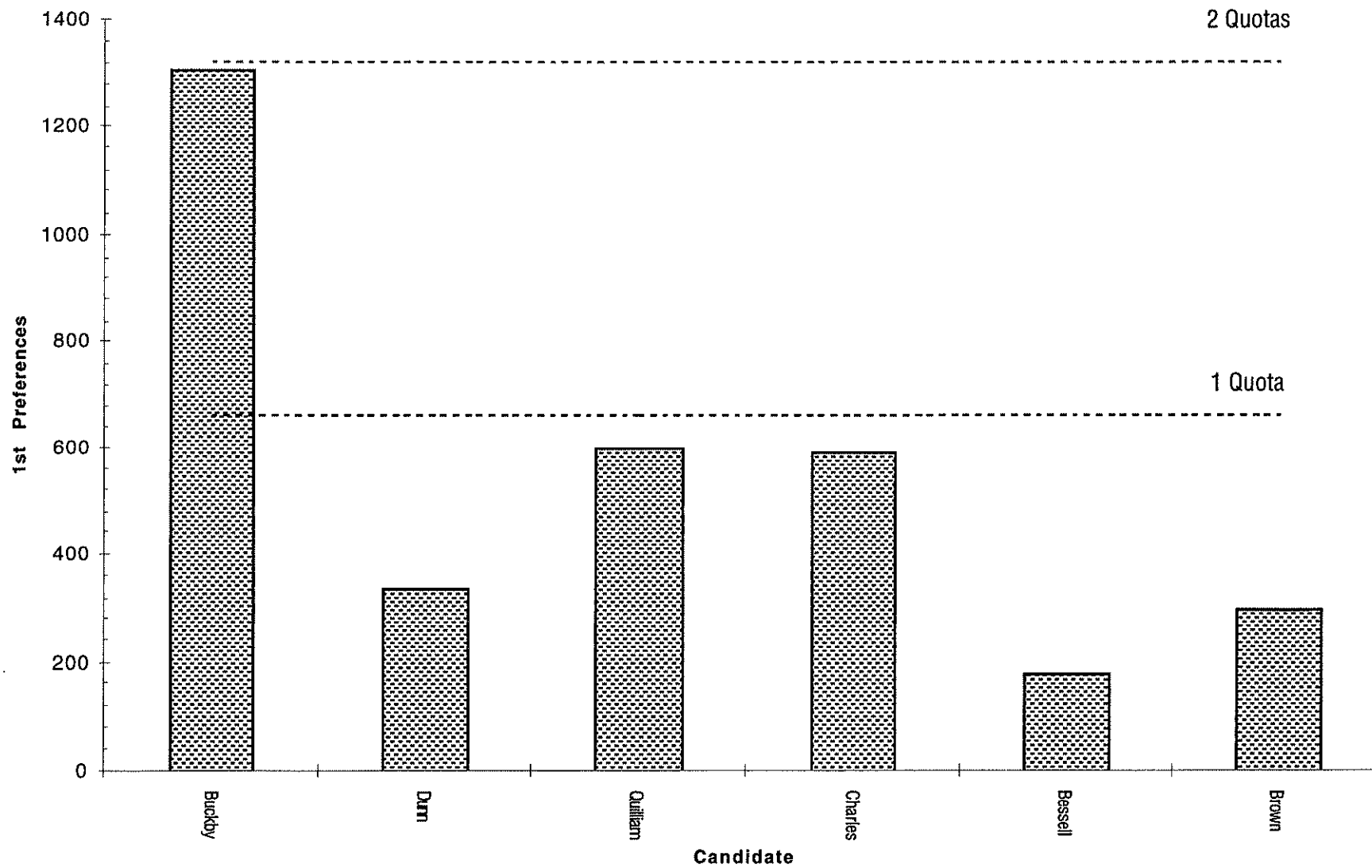
Formal votes : 1999
 Informal ballot papers : 33
 Informality rate : 1.62 %

$$\text{Quota} = \frac{1999 \times 100}{9 + 1} + 1 = 19991$$

Distribution of preferences (multiplied by 100)

		CANDIDATES															Exhausted	Loss by	Total Votes	Remarks	
		Ashton-Jones	Fowler	Shoobridge	Archer	Holmes	Tapley	Downie	McShane	Bowden	Glover	Moody	Flint	Cashion	Parsons	Farr	Votes	Fraction			
Count 1	Total	14600	9700	39500	6800	17700	6600	6700	12700	31600	6500	13300	13300	9300	9400	2200			199900	Shoobridge Elected 1, Bowden Elected 2	
Count 2	Votes transferred	4790	1135	- 19509	1382	2963	740	1827	1135		543	1679	592	740	1728	246		9		Shoobridge's surplus distributed	
	Progress totals	19390	10835	19991	8182	20663	7340	8527	13835	31600	7043	14979	13892	10040	11128	2446		9	199900	Holmes Elected 3	
Count 3	Votes transferred	587	1102		440		36	808	3930	- 11609	1102	1138	624	1469	293	73		7		Bowden's surplus distributed	
	Progress totals	19977	11937	19991	8622	20663	7376	9335	17765	19991	8145	16117	14516	11509	11421	2519		16	199900		
Count 4	Votes transferred	280	22		44	- 672	44	44	11		33	0	22	44	78	44		6		Holmes' surplus distributed	
	Progress totals	20257	11959	19991	8666	19991	7420	9379	17776	19991	8178	16117	14538	11553	11499	2563		22	199900	Ashton-Jones Elected 4	
Count 5	Votes transferred	- 266	53		63		10	63	0		0	21	0	10	42	0		4		Ashton-Jones' surplus distributed	
	Progress totals	19991	12012	19991	8729	19991	7430	9442	17776	19991	8178	16138	14538	11563	11541	2563		26	199900		
Count 6 to 9	Votes transferred		311		0		0	49	447		200	285	660	300	309	- 2563		2		Farr Excluded	
	Progress totals	19991	12323	19991	8729	19991	7430	9491	18223	19991	8378	16423	15198	11863	11850	0		28	199900		
Count 10 to 14	Votes transferred		511		1608		- 7430	398	136		570	949	2198	309	748			3		Tapley Excluded	
	Progress totals	19991	12834	19991	10337	19991	0	9889	18359	19991	8948	17372	17396	12172	12598			31	199900		
Count 15	Votes transferred		400		200			600	1300		- 6500	2700	300	600	400			0		Glover part Excluded	
	Progress totals	19991	13234	19991	10537	19991		10489	19659	19991	2448	20072	17696	12772	12998			31	199900	Moody Elected 5	
Count 16 to 17	Votes transferred		232		49			208	502		- 1645		221	355	73			5		Glover part Excluded	
	Progress totals	19991	13466	19991	10586	19991		10697	20161	19991	803	20072	17917	13127	13071			36	199900	McShane Elected 6	
Count 18 to 22	Votes transferred		100		111			0			- 803		200	260	131			1		Glover fully Excluded	
	Progress totals	19991	13566	19991	10697	19991		10697	20161	19991	0	20072	18117	13387	13202			37	199900		
Count 23	Votes transferred		6		0			18				- 81	21	33	3			0		Moody's surplus distributed	
	Progress totals	19991	13572	19991	10697	19991		10715	20161	19991		19991	18138	13420	13205			37	199900		
Count 24	Votes transferred		123		0			15	- 170				0	30	0			2		McShane's surplus distributed	
	Progress totals	19991	13695	19991	10697	19991		10730	19991	19991		19991	18138	13450	13205			39	199900		
Count 25 to 27	Votes transferred		1317		- 8622			1327					1959	2270	1746			3		Archer part Excluded	
	Progress totals	19991	15012	19991	2075	19991		12057	19991	19991		19991	20097	15720	14951			42	199900	Flint Elected 7	
Count 28 to 36	Votes transferred		359		- 2075			653						622	429			10	2	Archer fully Excluded	
	Progress totals	19991	15371	19991	0	19991		12710	19991	19991		19991	20097	16342	15380			10	44	199900	
Count 37	Votes transferred		35					70				- 106	0	0				0	1	Flint's surplus distributed	
	Progress totals	19991	15406	19991		19991		12780	19991	19991		19991	19991	16342	15380			10	45	199900	
Count 38 to 44	Votes transferred		2225					- 9791						2659	4903			0	4	Downie part Excluded	
	Progress totals	19991	17631	19991		19991		2989	19991	19991		19991	19991	19001	20283			10	49	199900	Parsons Elected 8
Count 45 to 53	Votes transferred		1152					- 2266						1014				98	2	Downie part Excluded	
	Progress totals	19991	18783	19991		19991		723	19991	19991		19991	19991	20015	20283			108	51	199900	Cashion elected 9

Circular Head Council



Circular Head Council

Polling closed at 10 am Tuesday 22 October 1996

Electors enrolled : 5614
 Declarations returned : 3383
 Response rate : 60.26 %

Declarations rejected : 50
 Declarations admitted : 3333
 Rejection rate : 1.48 %

Ballot paper adjustment : 0
 Total ballot papers : 3333

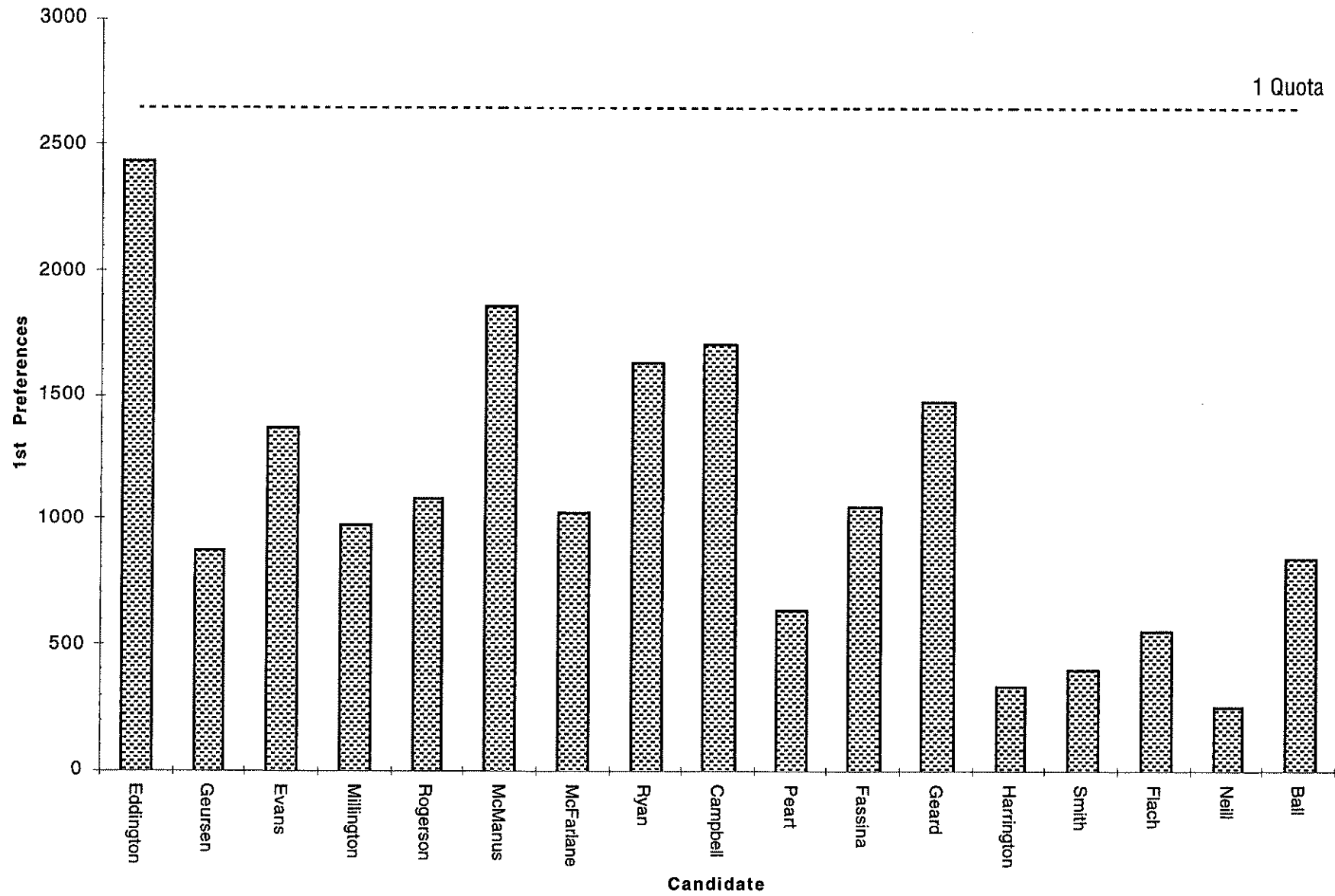
Formal votes : 3311
 Informal ballot papers : 22
 Informality rate : 0.66 %

$$\text{Quota} = \frac{3311 \times 100}{4 + 1} + 1 = 66221$$

Distribution of preferences (multiplied by 100)

		CANDIDATES									
		Buckby	Dunn	Quilliam	Charles	Bessell	BROWN	Exhausted Votes	Loss by Fraction	Total Votes	Remarks
Count 1	Total	131000	33700	59800	59200	17900	29500			331100	Buckby Elected 1
Count 2	Votes transferred	-64779	20422	19038	12757	3560	8999		3		Buckby's surplus distributed
	Progress totals	66221	54122	78838	71957	21460	38499		3	331100	Quilliam Elected 2, Charles Elected 3
Count 3	Votes transferred		6488	-12617		1835	4293		1		Quilliam's surplus distributed
	Progress totals	66221	60610	66221	71957	23295	42792		4	331100	
Count 4	Votes transferred		2490		-5736	1156	2089		1		Charles' surplus distributed
	Progress totals	66221	63100	66221	66221	24451	44881		5	331100	
Count 5	Votes transferred		9800			-17900	7600	500	0		Bessell part Excluded
	Progress totals	66221	72900	66221	66221	6551	52481	500	5	331100	Dunn Elected 4

Clarence City Council



Clarence City Council

Polling closed at 10 am Tuesday 22 October 1996

Electors enrolled : 35214
 Declarations returned : 19216
 Response rate : 54.57 %

Declarations rejected : 315
 Declarations admitted : 18901
 Rejection rate : 1.64 %

Ballot paper adjustment : 42
 Total ballot papers : 18859

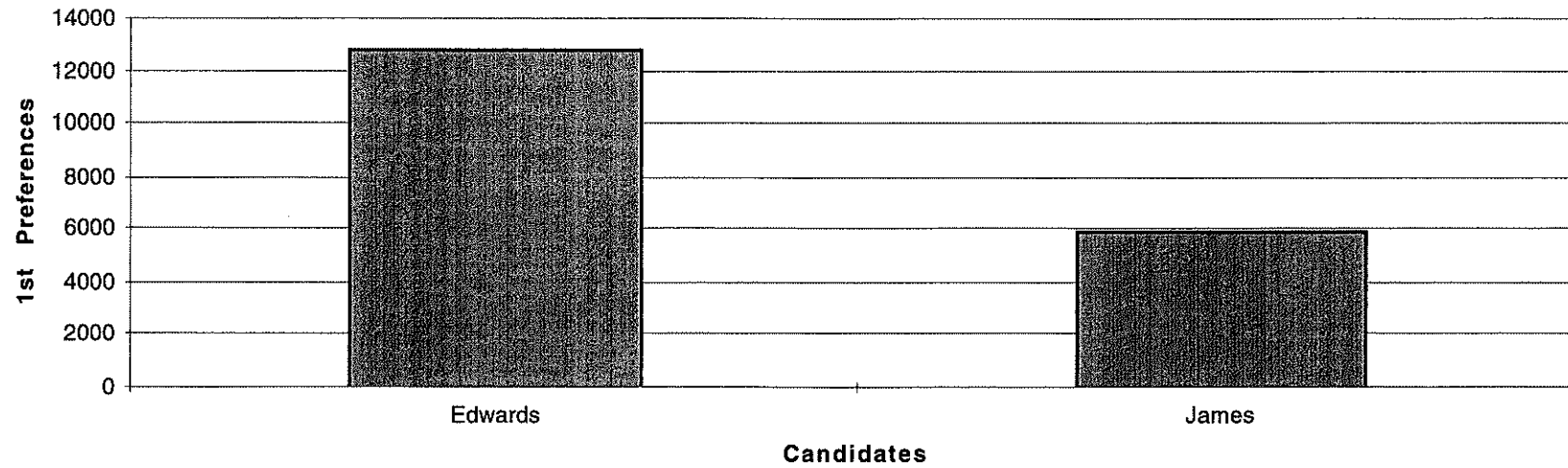
Formal votes : 18527
 Informal ballot papers : 332
 Informality rate : 1.76 %

$$\text{Quota} = \frac{18527 \times 100}{6 + 1} + 1 = 264672$$

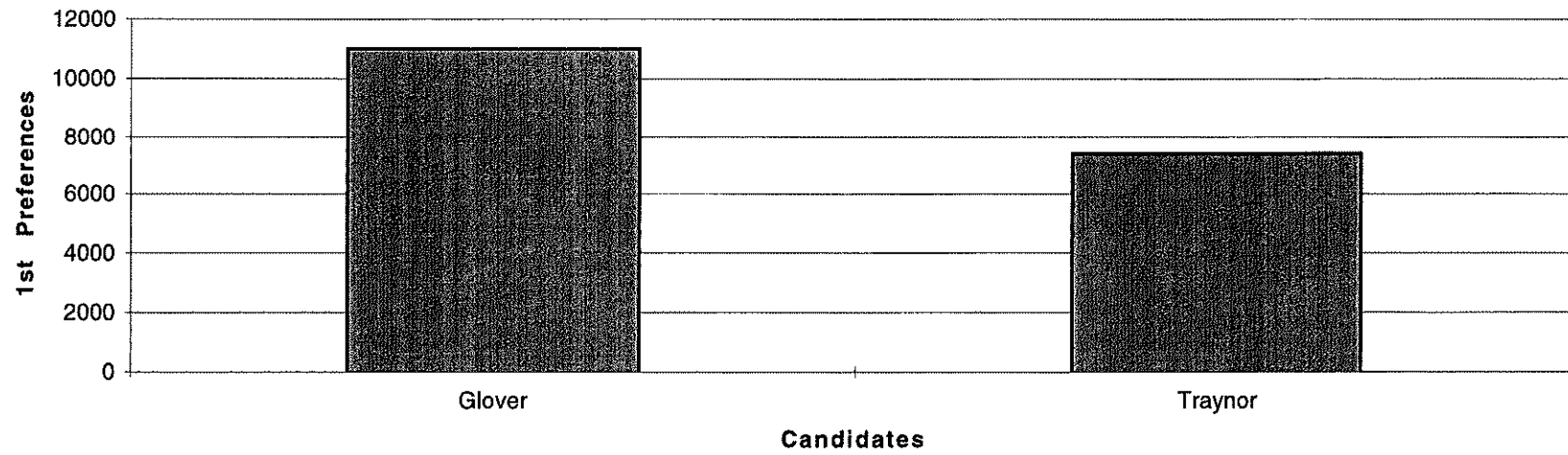
Distribution of preferences (multiplied by 100)

		CANDIDATES																	Exhausted	Loss by	Total	Remarks
		Eddington	Geursen	Evans	Millington	Rogerson	McManus	McFarlane	Ryan	Campbell	Peart	Fassina	Geard	Harrington	Smith	Flach	Neill	Ball	Votes	Fraction	Votes	
Count 1	Total	243800	87400	137500	97700	108400	185800	102500	162600	170500	63700	105800	147500	34300	40400	55200	25500	84100			1852700	
Count 2	Votes transferred	600	300	700	400	500	600	1600	600	900	2700	2800	1300	2800	2000	2200	- 25500	6100				Neill Excluded
	Progress totals	244400	87700	138200	98100	108900	186400	104100	163200	171400	66400	108000	150300	35600	42400	57400	0	90200			1852700	
Count 3 to 4	Votes transferred	2100	500	1800	1900	1100	2700	2100	1900	2500	1500	3000	4700	- 35600	4700	1800		3300				Harrington Excluded
	Progress totals	246500	88200	140000	100000	110000	189100	106200	165100	173900	67900	111000	155000	0	47100	59200		93500			1852700	
Count 5 to 7	Votes transferred	2600	1600	2300	2400	1400	2800	3200	3400	3600	3000	2200	6200		- 47100	5500		6900				Smith Excluded
	Progress totals	249100	89800	142300	102400	111400	191900	109400	168500	177500	70900	113200	161200		0	64700		100400			1852700	
Count 8 to 14	Votes transferred	2900	2600	4200	3700	1500	4100	5000	3400	2700	4400	8800	4900			- 64700		16500				Flach Excluded
	Progress totals	252000	92400	146500	106100	112900	196000	114400	171900	180200	75300	122000	166100			0		116900			1852700	
Count 15 to 25	Votes transferred	3600	3500	2900	4300	2700	5800	14500	4900	5400	- 75300	10500	5300					11900				Peart Excluded
	Progress totals	255600	95900	149400	110400	115600	201800	128900	176800	185600	0	132500	171400					128800			1852700	
Count 26	Votes transferred	18400	- 87400	25000	5400	6500	4300	5300	6000	5700		3000	3700					4100				Geursen part Excluded
	Progress totals	274000	8500	174400	115800	122100	206100	134200	182800	191300		135500	175100					132900			1852700	Eddington Elected 1
Count 27 to 39	Votes transferred		- 8500	2600	400	500	500	1400	200	500		600	600					1200				Geursen fully Excluded
	Progress totals	274000	0	177000	116200	122600	206600	135600	183000	191800		136100	175700					134100			1852700	
Count 40	Votes transferred	- 9328		2331	1267	912	659	354	1672	1368		50	354					354	7			Eddington's surplus distributed
	Progress totals	264672		179331	117467	123512	207259	135954	184672	193168		136150	176054					134454	7		1852700	
Count 41 to 59	Votes transferred			17357	- 117467	13801	24152	12200	13952	9952		6950	13101					6000	2			Millington Excluded
	Progress totals	264672		196688	0	137313	231411	148154	198624	203120		143100	189155					140454	9		1852700	
Count 60 to 85	Votes transferred			17404		- 137313	25802	6800	34602	33252		4850	8500					5800	300	3		Rogerson Excluded
	Progress totals	264672		214092		0	257213	154954	233226	236372		147950	197655					146254	300	12	1852700	
Count 86	Votes transferred			9900			9300	16700	5100	6800		17100	18700					- 84100	500	0		Ball part Excluded
	Progress totals	264672		223992			266513	171654	238326	243172		165050	216355					62154	800	12	1852700	McManus Elected 2
Count 87 to 127	Votes transferred			8450			16150	4250	6050			13050	11301					- 62154	2900	3		Ball fully Excluded
	Progress totals	264672		232442			286513	187804	242576	249222		178100	227656					0	3700	15	1852700	
Count 128	Votes transferred			296			- 1841	336	316	39		257	475					118	4			McManus' surplus distributed
	Progress totals	264672		232738			264672	188140	242892	249261		178357	228131					3818	19		1852700	
Count 129 to 156	Votes transferred			24100			47450	19200	15550			- 147000	35400					5300	0			Fassina part Excluded
	Progress totals	264672		256838			264672	235590	262092	264811		31357	269531					9118	19		1852700	Campbell Elected 3
Count 157 to 163	Votes transferred			3700			8600	1500				- 18050	2750					1500	0			Fassina part Excluded
	Progress totals	264672		260538			264672	244190	263592	264811		13307	266281					10618	19		1852700	Geard Elected 4
Count 164 to 168	Votes transferred			1400			5400	1100				- 8300						400	0			Fassina part Excluded
	Progress totals	264672		261938			264672	249590	264692	264811		5007	266281					11018	19		1852700	Ryan Elected 5
Count 169 to 185	Votes transferred			1479			2989					- 5007						538	1			Fassina fully Excluded
	Progress totals	264672		263417			264672	252579	264692	264811		0	266281					11556	20		1852700	
Count 186	Votes transferred			115			0		- 139									23	1			Campbell's surplus distributed
	Progress totals	264672		263532			264672	252579	264692	264672			266281					11579	21		1852700	
Count 187	Votes transferred			349			979						- 1609					279	2			Geard's surplus distributed
	Progress totals	264672		263881			264672	253558	264692	264672			264672					11858	23		1852700	
Count 188	Votes transferred			6			13	- 20										0	1			Ryan's surplus distributed
	Progress totals	264672		263887			264672	253571	264672	264672			264672					11858	24		1852700	Evans Elected 6

Clarence City Mayor



Clarence City Deputy Mayor



Clarence City Council

Polling closed at 10 am Tuesday 22 October 1996

Electors enrolled : 35214

Declarations returned : 19216

Response rate : 54.57 %

Declarations rejected : 315

Declarations admitted : 18901

Rejection rate : 1.64 %

Ballot paper adjustment : 42

Total ballot papers : 18859

Mayor

Formal votes : 18746

Informal ballot papers : 119

Informality rate : 0.63 %

CANDIDATES

		Edwards	James	Total Votes	Remarks
Count 1	Total	12 789	5 957	18 746	Edwards Elected Mayor

Deputy Mayor

Formal votes : 18533

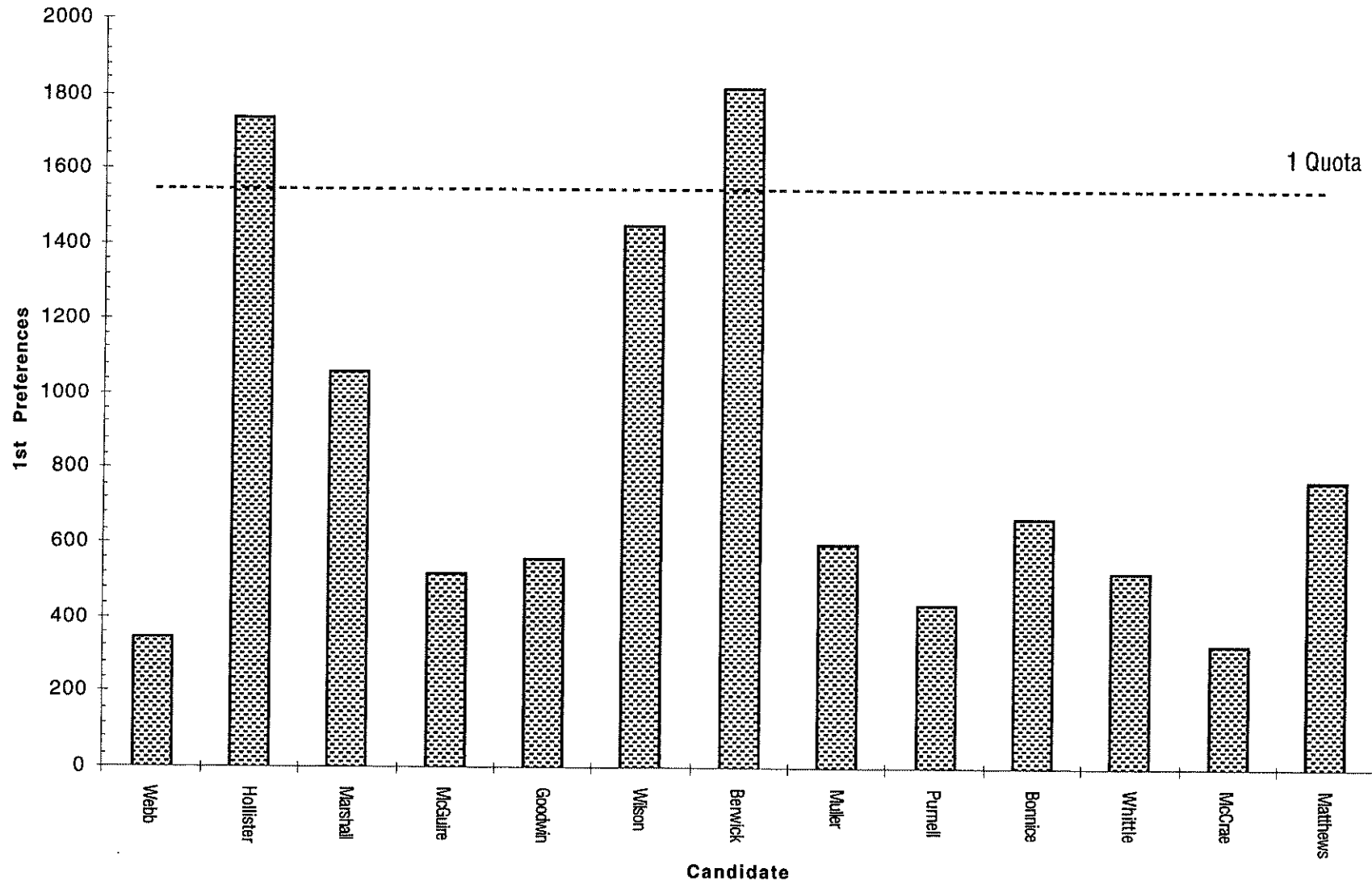
Informal ballot papers : 328

Informality rate : 1.74 %

CANDIDATES

		Glover	Traynor	Total Votes	Remarks
Count 1	Total	11 059	7 474	18 533	Glover Elected Deputy Mayor

Devonport City Council



Devonport City Council

Polling closed at 10 am Tuesday 22 October 1996

Electors enrolled : 17573
 Declarations returned : 11262
 Response rate : 64.09 %

Declarations rejected : 206
 Declarations admitted : 11056
 Rejection rate : 1.83 %

Ballot paper adjustment : 8
 Total ballot papers : 11048

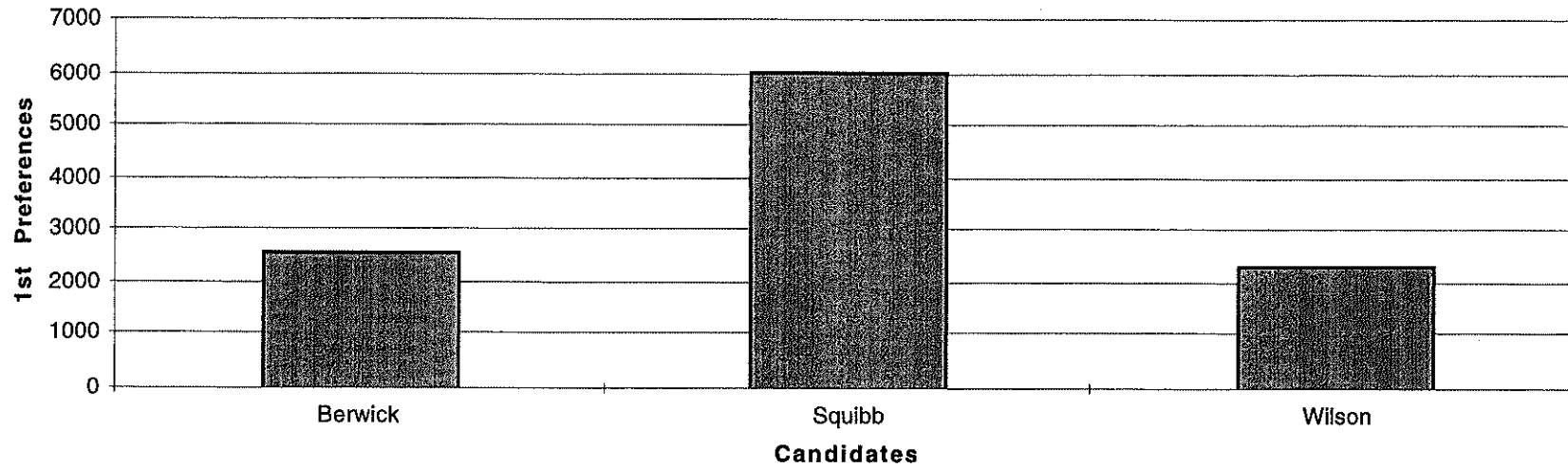
Formal votes : 10847
 Informal ballot papers : 201
 Informality rate : 1.82%

$$\text{Quota} = \frac{10847 \times 100}{6 + 1} + 1 = 154958$$

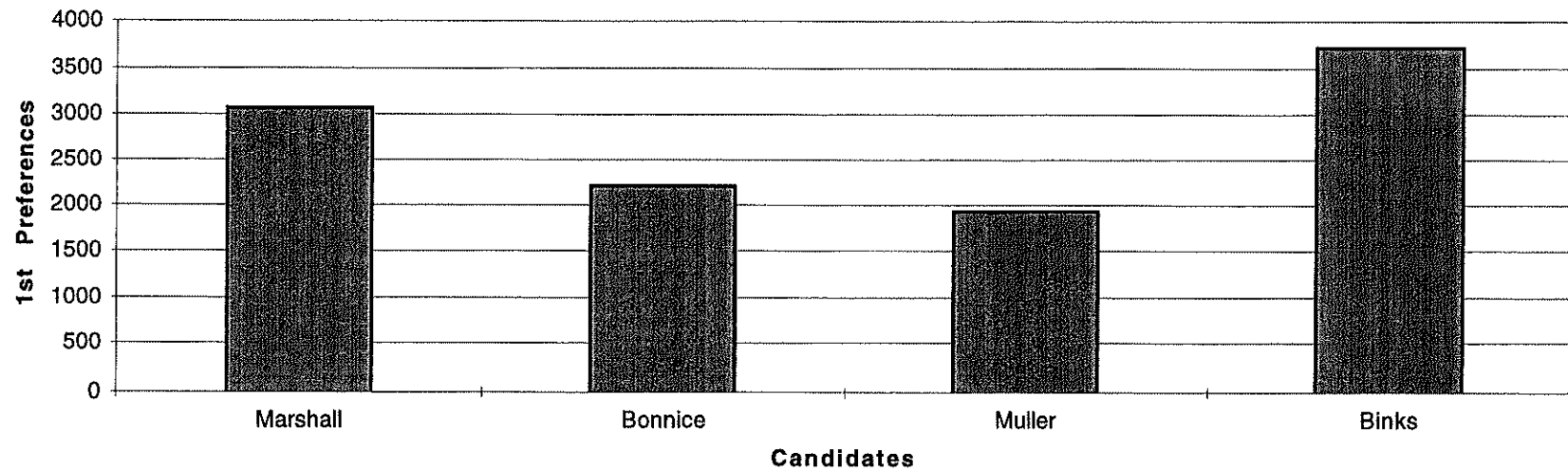
Distribution of preferences (multiplied by 100)

		CANDIDATES													Exhausted	Loss by	Total Votes	Remarks	
		Webb	Hollister	Marshall	McGuire	Goodwin	Wilson	Berwick	Muller	Purnell	Bonhoe	Whittle	McCrae	Matthews	Votes	Fraction			
Count 1	Total	35100	173900	106400	52000	56400	145000	181800	59700	44000	67000	52900	33300	77200			0	1084700	Berwick Elected 1, Hollister Elected 2
Count 2	Votes transferred	1166		3838	1210	1579	5625	-26842	3602	1653	3617	1624	457	2465			6		Berwick's surplus distributed
	Progress totals	36266	173900	110238	53210	57979	150625	154958	63302	45653	70617	54524	33757	79665			6	1084700	
Count 3	Votes transferred	1873	-18942	2919	1317	2004	2951		1307	1056	1644	1241	359	2265			6		Hollister's surplus distributed
	Progress totals	38139	154958	113157	54527	59983	153576	154958	64609	46709	72261	55765	34116	81930			12	1084700	
Count 4	Votes transferred	1000		2000	2500	1500	2900		4100	3000	5800	3600	-33300	6900			0		McCrae part Excluded
	Progress totals	39139	154958	115157	57027	61483	156476	154958	68709	49709	78061	59365	816	88830			12	1084700	Wilson Elected 3
Count 5 to 6	Votes transferred	87		109	46	10			24	91	127	131	-816	183			8		McCrae fully Excluded
	Progress totals	39226	154958	115266	57073	61493	156476	154958	68733	49800	78188	59496	0	89013			20	1084700	
Count 7	Votes transferred	104		314	0	52	-1518		209	104	471	209		52			3		Wilson's surplus distributed
	Progress totals	39330	154958	115580	57073	61545	154958	154958	68942	49904	78659	59705		89065			23	1084700	
Count 8 to 14	Votes transferred	-39330		17960	3928	4980			3312	1498	2444	1777		3422			9		Webb Excluded
	Progress totals	0	154958	133540	61001	66525	154958	154958	72254	51402	81103	61482		92487			32	1084700	
Count 15 to 24	Votes transferred			7146	7495	5082			7093	-51402	8425	8642		7505			14		Purnell Excluded
	Progress totals		154958	140686	68496	71607	154958	154958	79347	0	89528	70124		99992			46	1084700	
Count 25 to 41	Votes transferred			13300	-68496	9485			9505		8677	13299		13703	310		17		McCuire Excluded
	Progress totals		154958	153986	0	81092	154958	154958	88852		98405	83423		113695	310		63	1084700	
Count 42	Votes transferred			15500		-56400			10200		9900	10500		10000	300		0		Goodwin part Excluded
	Progress totals		154958	169486		24692	154958	154958	99052		108305	93923		123695	610		63	1084700	Marshall Elected 4
Count 43 to 70	Votes transferred					-24692			8618		5241	3694		6075	1043		21		Goodwin fully Excluded
	Progress totals		154958	169486		0	154958	154958	107670		113546	97617		129770	1653		84	1084700	
Count 71	Votes transferred								6654		3093	1499		2436	843		3		Marshall's surplus distributed
	Progress totals		154958	154958			154958	154958	114324		116639	99116		132206	2496		87	1084700	
Count 72 to 75	Votes transferred								17877		14720	-59365		23674	3090		4		Whittle part Excluded
	Progress totals		154958	154958			154958	154958	132201		131359	39751		155880	5586		91	1084700	Matthews elected 5
Count 76 to 120	Votes transferred								18631		12461	-39751			8642		17		Whittle fully Excluded
	Progress totals		154958	154958			154958	154958	150832		143820	0		155880	14228		108	1084700	
Count 121	Votes transferred								384		384			-922	153		1		Matthews' surplus distributed
	Progress totals		154958	154958			154958	154958	151216		144204			154958	14381		109	1084700	Muller Elected 6

Devonport City Mayor



Devonport City Deputy Mayor



Devonport City Council

Polling closed at 10 am Tuesday 22 October 1996

Electors enrolled : 17573

Declarations returned : 11262

Response rate : 64.09 %

Declarations rejected : 206

Declarations admitted : 11056

Rejection rate : 1.83 %

Ballot paper adjustment : 8

Total ballot papers : 11048

Mayor

Formal votes : 10988

Informal ballot papers : 56

Informality rate : 0.51 %

		CANDIDATES				
		Berwick	Squibb	Wilson	Total Votes	Remarks
Count 1	Total	2 593	6 049	2 346	10 988	Squibb Elected Mayor

Deputy Mayor

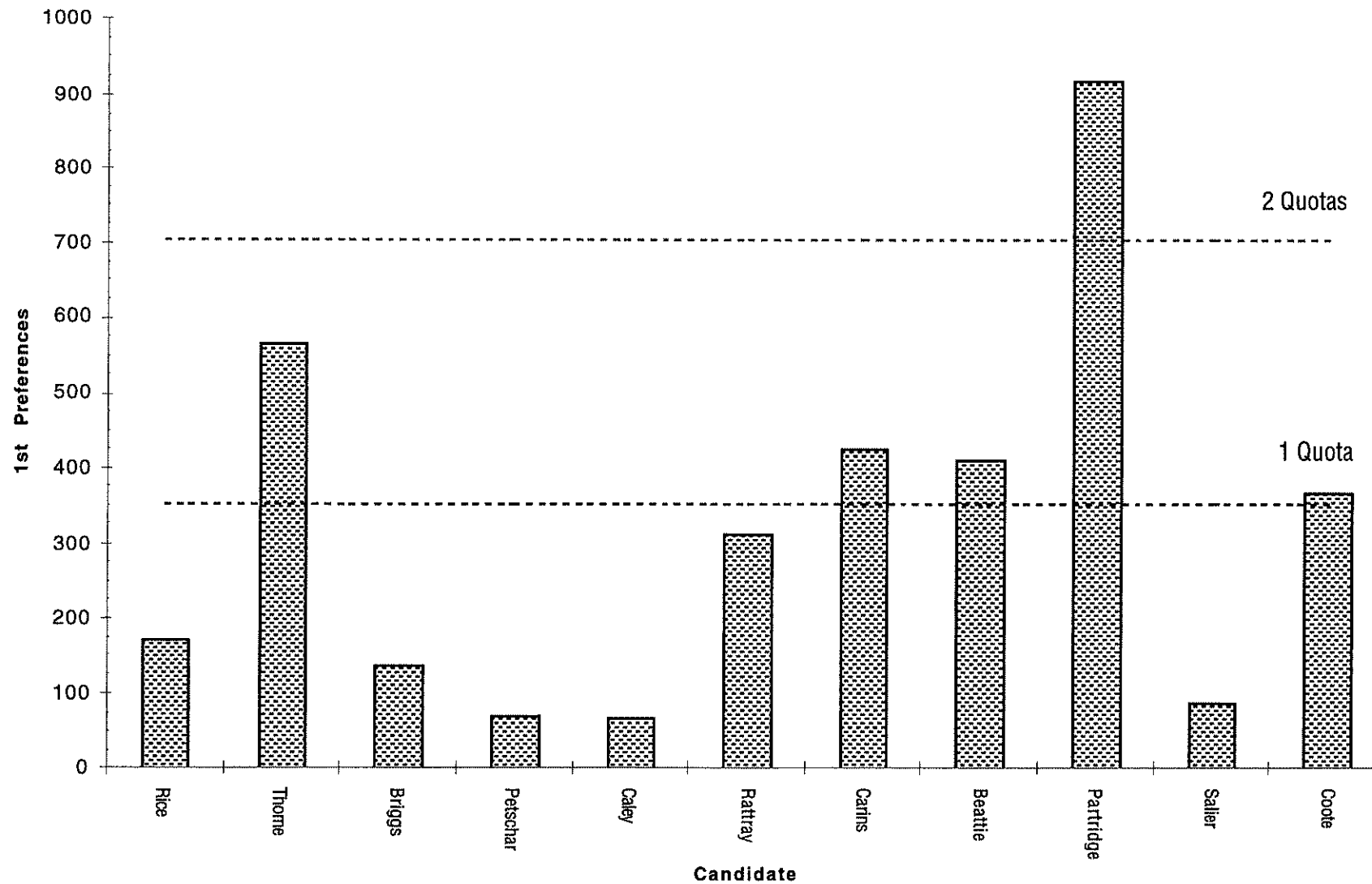
Formal votes : 10925

Informal ballot papers : 120

Informality rate : 1.09 %

		CANDIDATES				Exhausted Votes	Total Votes	Remarks
		Marshall	Bonnice	Muller	Binks			
Count 1	Total	3 074	2 210	1 932	3 709		10 925	
Count 2	Votes transferred	583	588	-1 932	509	252		Muller Excluded
	Progressive totals	3 657	2 798	0	4 218	252	10 925	
Count 3	Votes transferred	1 444	-2 798		1 076	278		Bonnice Excluded
	Progressive totals	5 101	0		5 294	530	10 925	Binks Elected Deputy Mayor

Dorset Council



Dorset Council

Polling closed at 10 am Tuesday 22 October 1996

Electors enrolled : 5385
 Declarations returned : 3624
 Response rate : 67.30 %

Declarations rejected : 41
 Declarations admitted : 3583
 Rejection rate : 1.13 %

Ballot paper adjustment : 9
 Total ballot papers : 3574

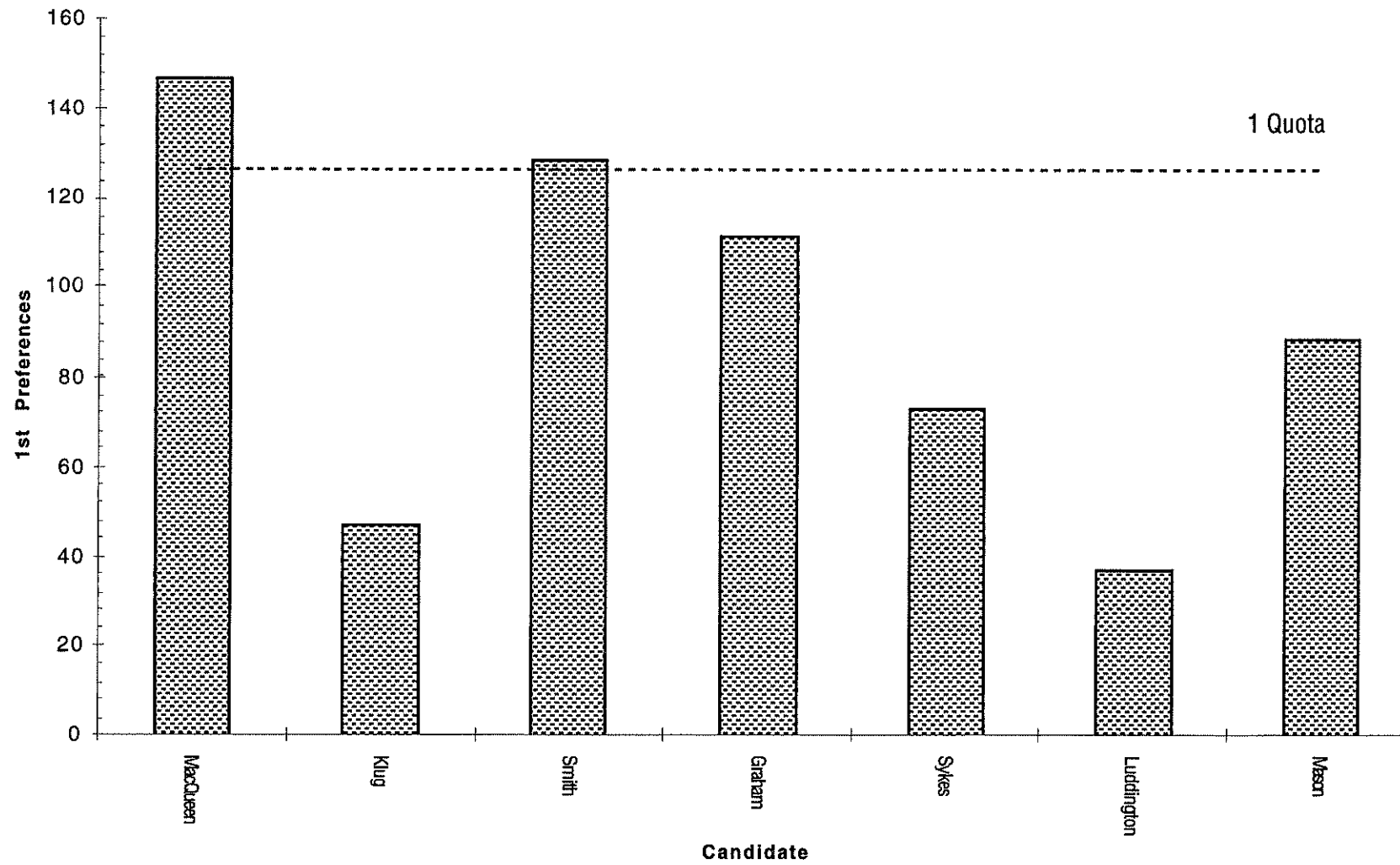
Formal votes : 3535
 Informal ballot papers : 39
 Informality rate : 1.09 %

$$\text{Quota} = \frac{3535 \times 100}{9 + 1} + 1 = 35351$$

Distribution of preferences (multiplied by 100)

	CANDIDATES										Loss by Fraction	Total Votes	Remarks	
	Rice	Thorne	Briggs	Petschar	Caley	Ratray	Carins	Beattie	Partridge	Salier				Coote
Count 1 Total	17000	56700	13800	7200	6700	31200	42600	41000	91900	8800	36600		353500	Partridge Elected 1, Thorne Elected 2, Carins Elected 3, Beattie Elected 4, Coote Elected 5
Count 2 Votes transferred	9168		9783	799	1722	11137			-56549	23936			4	Partridge's surplus distributed
Progress totals	26168	56700	23583	7999	8422	42337	42600	41000	35351	32736	36600		4	Ratray Elected 6
Count 3 Votes transferred	4367	-21349	7756	1242	1656					6325			3	Thorne's surplus distributed
Progress totals	30535	35351	31339	9241	10078	42337	42600	41000	35351	39061	36600		7	Salier Elected 7
Count 4 Votes transferred	2790		3420	357	680		-7249						2	Carins' surplus distributed
Progress totals	33325	35351	34759	9598	10758	42337	35351	41000	35351	39061	36600		9	353500
Count 5 Votes transferred	2438		2176	303	730			-5649					2	Beattie's surplus distributed
Progress totals	35763	35351	36935	9901	11488	42337	35351	35351	35351	39061	36600		11	353500

Flinders Council



Flinders Council

Polling closed at 10 am Tuesday 22 October 1996

Electors enrolled : 802
 Declarations returned : 638
 Response rate : 79.55 %

Declarations rejected : 2
 Declarations admitted : 636
 Rejection rate : 0.31 %

Ballot paper adjustment : 0
 Total ballot papers : 636

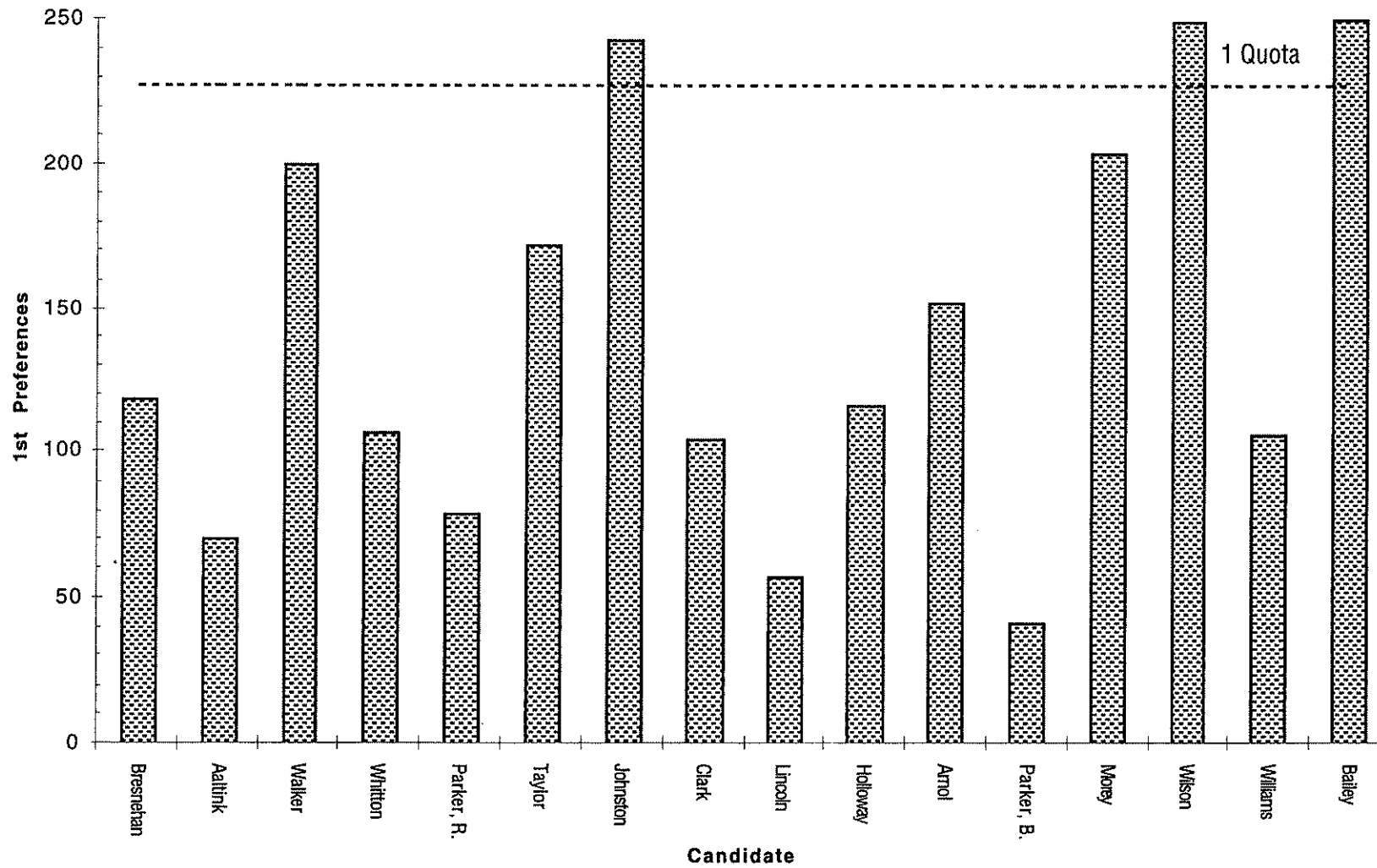
Formal votes : 634
 Informal ballot papers : 2
 Informality rate : 0.31 %

$$\text{Quota} = \frac{634 \times 100}{4 + 1} + 1 = 12681$$

Distribution of preferences (multiplied by 100)

		CANDIDATES							Exhausted Votes	Loss by Fraction	Total Votes	Remarks
		MacQueen	Klug	Smith	Graham	Sykes	Luddington	Mason				
Count 1	Total	14700	4700	12900	11200	7300	3700	8900		63400	MacQueen Elected 1, Smith Elected 2	
Count 2	Votes transferred	-2019	494		302	357	137	727	2		MacQueen's surplus distributed	
	Progress totals	12681	5194	12900	11502	7657	3837	9627	2	63400		
Count 3	Votes transferred		33	-219	40	72	15	56	3		Smith's surplus distributed	
	Progress totals	12681	5227	12681	11542	7729	3852	9683	5	63400		
Count 4 to 6	Votes transferred		1018		816	528	-3852	1487	3		Luddington Excluded	
	Progress totals	12681	6245	12681	12358	8257	0	11170	8	63400		
Count 7	Votes transferred		-4700		300	1400		3000	0		Klug part Excluded	
	Progress totals	12681	1545	12681	12658	9657		14170	8	63400	Mason Elected 3	
Count 8	Votes transferred		-494		96	370			27	1	Klug part Excluded	
	Progress totals	12681	1051	12681	12754	10027		14170	27	9	63400 Graham Elected 4	

Glamorgan - Spring Bay Council



Glamorgan - Spring Bay Council

Polling closed at 10 am Tuesday 22 October 1996

Electors enrolled : 3250
 Declarations returned : 2345
 Response rate : 72.15 %

Declarations rejected : 29
 Declarations admitted : 2316
 Rejection rate : 1.24 %

Ballot paper adjustment : 0
 Total ballot papers : 2316

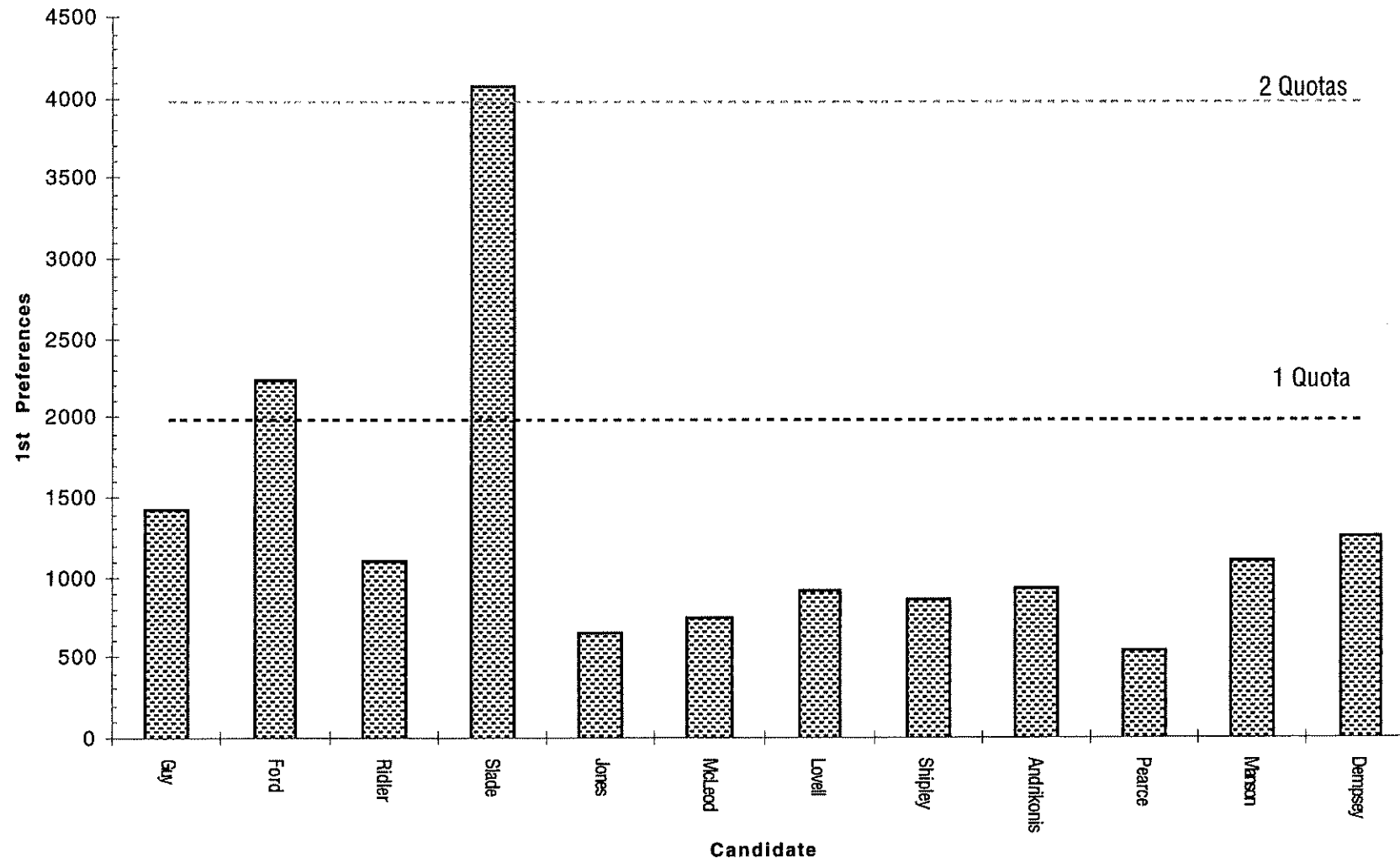
Formal votes : 2270
 Informal ballot papers : 46
 Informality rate : 1.99 %

$$\text{Quota} = \frac{2270 \times 100}{9 + 1} + 1 = 22701$$

Distribution of preferences (multiplied by 100)

		CANDIDATES																Exhausted	Loss by	Total Votes	Remarks
		Bresnahan	Aalink	Walker	Whilton	Parker, R.	Taylor	Johnston	Clark	Lincoln	Holloway	Arnol	Parker, B.	Morey	Wilson	Williams	Bailey	Votes	Fraction		
Count 1	Total	11900	7000	20000	10700	7900	17200	24300	10500	5700	11600	15200	4100	20400	24900	10600	25000			227000	Bailey Elected 1, Wilson Elected 2, Johnston Elected 3
Count 2	Votes transferred	119	9	91	156	45	193		18	64	174	101	101	524		698	- 2299		6		Bailey's surplus distributed
	Progress totals	12019	7009	20091	10856	7945	17393	24300	10518	5764	11774	15301	4201	20924	24900	11298	22701		6	227000	
Count 3	Votes transferred	52	379	17	61	0	26		17	70	300	176	26	344	- 2199	724			7		Wilson's surplus distributed
	Progress totals	12071	7388	20108	10917	7945	17419	24300	10535	5834	12074	15477	4227	21268	22701	12022	22701		13	227000	
Count 4	Votes transferred	32	203	32	32	0	13	- 1599	6	26	131	72	6	967		72			7		Johnston's surplus distributed
	Progress totals	12103	7591	20140	10949	7945	17432	22701	10541	5860	12205	15549	4233	22235	22701	12094	22701		20	227000	
Count 5 to 8	Votes transferred	100	100	100	0	1709	835		600	17	200	327	- 4233	233		9			3		Parker, B. Excluded
	Progress totals	12203	7691	20240	10949	9654	18267	22701	11141	5877	12405	15876	0	22468	22701	12103	22701		23	227000	
Count 9 to 14	Votes transferred	813	16	1309	1026	0	817		217	- 5877	217	1106		142		208			6		Lincoln Excluded
	Progress totals	13016	7707	21549	11975	9654	19084	22701	11358	0	12622	16982		22610	22701	12311	22701		29	227000	
Count 15	Votes transferred	500	- 7000	500	1100	100	300		200		600	1300		1500		900			0		Aalink part Excluded
	Progress totals	13516	707	22049	13075	9754	19384	22701	11558		13222	18282		24110	22701	13211	22701		29	227000	Morey Elected 4
Count 16 to 21	Votes transferred	45	- 707	41	79	30	56		108		140	93				107			8		Aalink fully Excluded
	Progress totals	13561	0	22090	13154	9784	19440	22701	11666		13362	18375		24110	22701	13318	22701		37	227000	
Count 22	Votes transferred	93		93	0	93	0		0		751	0		- 1409		375			4		Morey's surplus distributed
	Progress totals	13654		22183	13154	9877	19440	22701	11666		14113	18375		22701	22701	13693	22701		41	227000	
Count 23	Votes transferred	1100		1800	200	- 7900	1300		1500		0	1900				100			0		Parker, R. part Excluded
	Progress totals	14754		23983	13354	1977	20740	22701	13166		14113	20275		22701	22701	13793	22701		41	227000	Walker Elected 5
Count 24 to 30	Votes transferred	318			100	- 1977	309		309		93	831				17			0		Parker, R. fully Excluded
	Progress totals	15072		23983	13454	0	21049	22701	13475		14206	21106		22701	22701	13810	22701		41	227000	
Count 31	Votes transferred	640		- 1282	71		284		142		0	142				0			3		Walker's surplus distributed
	Progress totals	15712		22701	13525		21333	22701	13617		14206	21248		22701	22701	13810	22701		44	227000	
Count 32	Votes transferred	2300			- 10700		1500		1300		1200	3500				900			0		Whilton part Excluded
	Progress totals	18012		22701	2825		22833	22701	14917		15406	24748		22701	22701	14710	22701		44	227000	Arnol Elected 6, Taylor Elected 7
Count 33 to 45	Votes transferred	1106			- 2825				461		466					785			7		Whilton fully Excluded
	Progress totals	19118		22701	0		22833	22701	15378		15872	24748		22701	22701	15495	22701		51	227000	
Count 46	Votes transferred	1637							350		58	- 2047				0			2		Arnol's surplus distributed
	Progress totals	20755		22701			22833	22701	15728		15930	22701		22701	22701	15495	22701		53	227000	
Count 47	Votes transferred	70					- 132		44		17					0			1		Taylor's surplus distributed
	Progress totals	20825		22701			22701	22701	15772		15947	22701		22701	22701	15495	22701		54	227000	
Count 48	Votes transferred	2700							2300		5000					- 10600		600	0		Williams part Excluded
	Progress totals	23525		22701			22701	22701	18072		20947	22701		22701	22701	4895	22701	600	54	227000	Bresnahan Elected 8
Count 49 to 58	Votes transferred								766		2100					- 3093		222	5		Williams part Excluded
	Progress totals	23525		22701			22701	22701	18838		23047	22701		22701	22701	1802	22701	822	59	227000	Holloway Elected 9

Glenorchy City Council



Glenorchy City Council

Polling closed at 10 am Tuesday 22 October 1996

Electors enrolled : 31803
 Declarations returned : 16735
 Response rate : 52.62 %

Declarations rejected : 348
 Declarations admitted : 16387
 Rejection rate : 2.08 %

Ballot paper adjustment : 30
 Total ballot papers : 16357

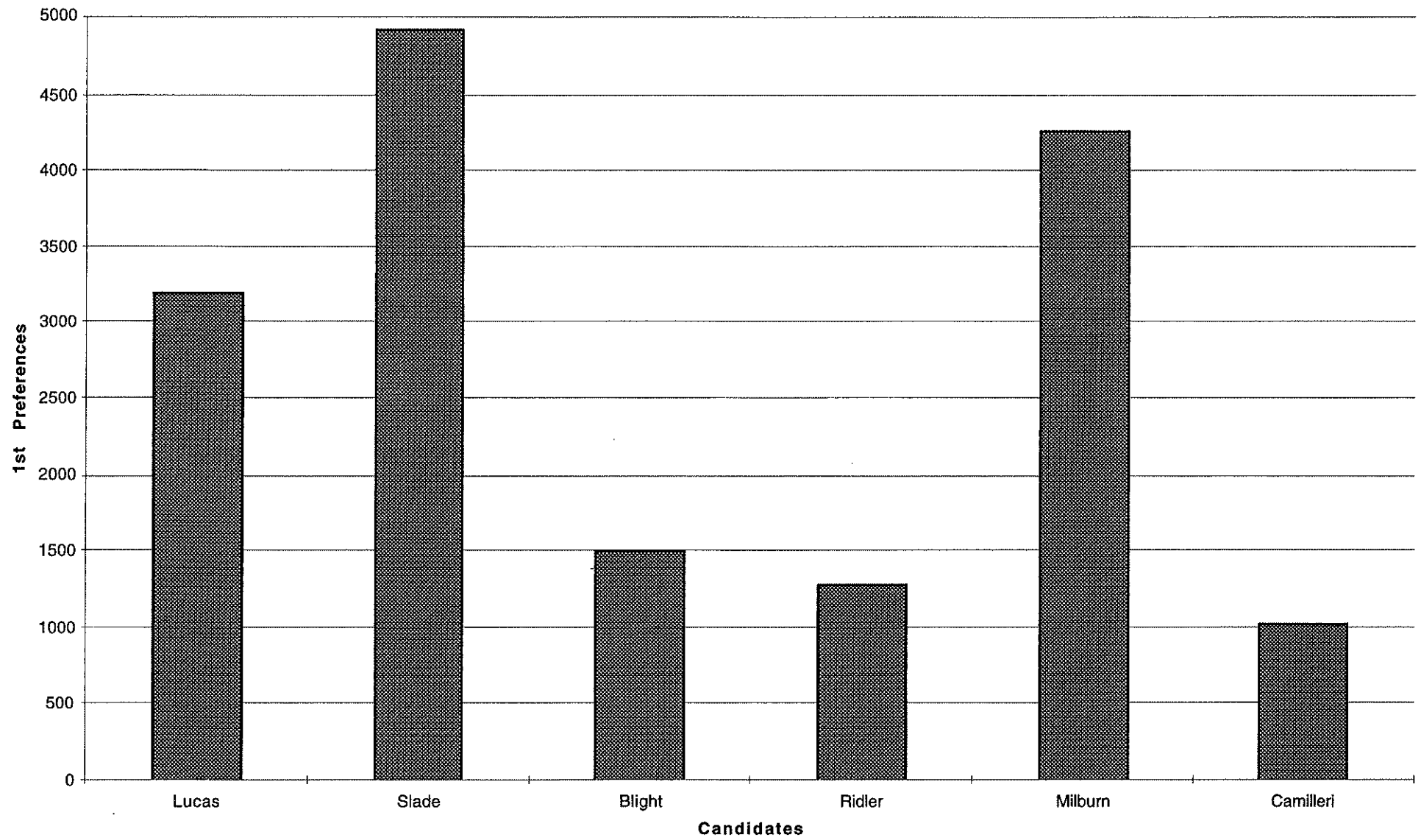
Formal votes : 15949
 Informal ballot papers : 408
 Informality rate : 2.49 %

$$\text{Quota} = \frac{15949 \times 100}{7 + 1} + 1 = 199363$$

Distribution of preferences (multiplied by 100)

		CANDIDATES												Exhausted	Loss by	Total Votes	Remarks
		Guy	Ford	Ridler	Slade	Jones	McLeod	Lovell	Shiplej	Andrikonis	Pearce	Manson	Dempsey	Votes	Fraction		
Count 1	Total	143900	224800	111100	407100	66600	75600	93400	87700	93700	54400	111000	125600			1594900	Slade Elected 1, Ford Elected 2
Count 2	Votes transferred	24846		50866	- 207737	21887	16428	14897	17857	10357	8214	19999	22346		40		Slade's surplus distributed
	Progress totals	168746	224800	161966	199363	88487	92028	108297	105557	104057	62614	130999	147946		40	1594900	
Count 3	Votes transferred	4207	- 25437	4716		3019	2420	1662	2499	1707	791	1967	2431		18		Ford's surplus distributed
	Progress totals	172953	199363	166682	199363	91506	94448	109959	108056	105764	63405	132966	150377		58	1594900	
Count 4 to 6	Votes transferred	9721		6366		4789	6804	5045	6591	3340	- 63405	14155	6588		6		Pearce Excluded
	Progress totals	182674	199363	173048	199363	96295	101252	115004	114647	109104	0	147121	156965		64	1594900	
Count 7 to 12	Votes transferred	13201		20588		- 96295	15448	11281	11525	5828		11077	7336		11		Jones Excluded
	Progress totals	195875	199363	193636	199363	0	116700	126285	126172	114932		158198	164301		75	1594900	
Count 13	Votes transferred	11200		12200			7500	7300	10900	- 93700		33800	10800		0		Andrikonis part Excluded
	Progress totals	207075	199363	205836	199363		124200	133585	137072	21232		191998	175101		75	1594900	Guy Elected 3, Ridler Elected 4
Count 14 to 23	Votes transferred						3538	2332	3327	- 21232		7300	4726		9		Andrikonis fully Excluded
	Progress totals	207075	199363	205836	199363		127738	135917	140399	0		199298	179827		84	1594900	
Count 24	Votes transferred	- 7712					2960	688	1308			1583	1170		3		Guy's surplus distributed
	Progress totals	199363	199363	205836	199363		130698	136605	141707			200881	180997		87	1594900	Manson Elected 5
Count 25	Votes transferred			- 6473			2015	1432	1114				1909		3		Ridler's surplus distributed
	Progress totals	199363	199363	199363	199363		132713	138037	142821			200881	182906		90	1594900	
Count 26	Votes transferred						264	66	330			- 1518	858		0		Manson's surplus distributed
	Progress totals	199363	199363	199363	199363		132977	138103	143151			199363	183764		90	1594900	
Count 27 to 28	Votes transferred						- 92028	18475	60046				13002	504	1		McLeod part Excluded
	Progress totals	199363	199363	199363	199363		40949	156578	203197			199363	196766	504	91	1594900	Shiplej Elected 6
Count 29 to 33	Votes transferred						- 18224	10355					6336	1531	2		McLeod part Excluded
	Progress totals	199363	199363	199363	199363		22725	166933	203197			199363	203102	2035	93	1594900	Dempsey Elected 7

Glenorchy City Deputy Mayor



Glenorchy City Council

Polling closed at 10 am Tuesday 22 October 1996

Electors enrolled : 31803

Declarations returned : 16735

Response rate : 52.62 %

Declarations rejected : 348

Declarations admitted : 16387

Rejection rate : 2.08 %

Ballot paper adjustment : 27

Total ballot papers : 16360

Mayor

Martin Elected Mayor Unopposed

Deputy Mayor

Formal votes : 16173

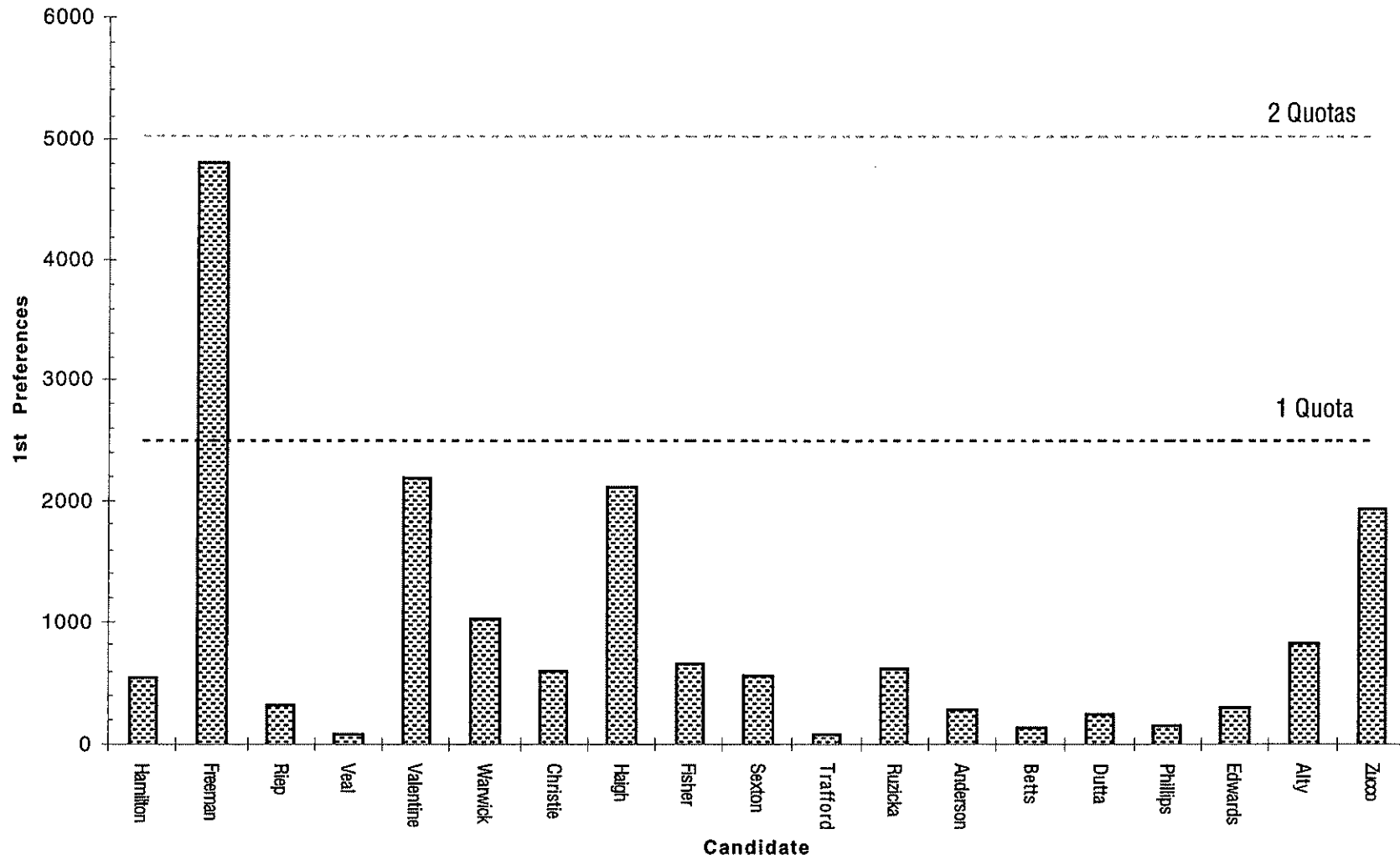
Informal ballot papers : 187

Informality rate : 1.14 %

CANDIDATES

	Lucas	Slade	Blight	Ridler	Milburn	Camilleri	Exhausted Votes	Total Votes	Remarks
Count 1 Total.	3 202	4 909	1 500	1 278	4 261	1 023		16 173	
Count 2 Votes transferred	229	180	100	146	246	-1 023	122		Camilleri Excluded
Progressive totals	3 431	5 089	1 600	1 424	4 507	0	122	16 173	
Count 3 Votes transferred	267	381	212	-1 424	372		192		Ridler Excluded
Progressive totals	3 698	5 470	1 812	0	4 879		314	16 173	
Count 4 Votes transferred	551	626	-1 812		450		185		Blight Excluded
Progressive totals	4 249	6 096	0		5 329		499	16 173	
Count 5 Votes transferred	-4 249	2 298			1 493		458		Lucas Excluded
Progressive totals	0	8 394			6 822		957	16 173	Slade Elected Deputy Mayor

Hobart City Council



Hobart City Council

Polling closed at 10 am Tuesday 22 October 1996

Electors enrolled : 34056
 Declarations returned : 18332
 Response rate : 53.83 %

Declarations rejected : 317
 Declarations admitted : 18015
 Rejection rate : 1.73 %

Ballot paper adjustment : 16
 Total ballot papers : 17999

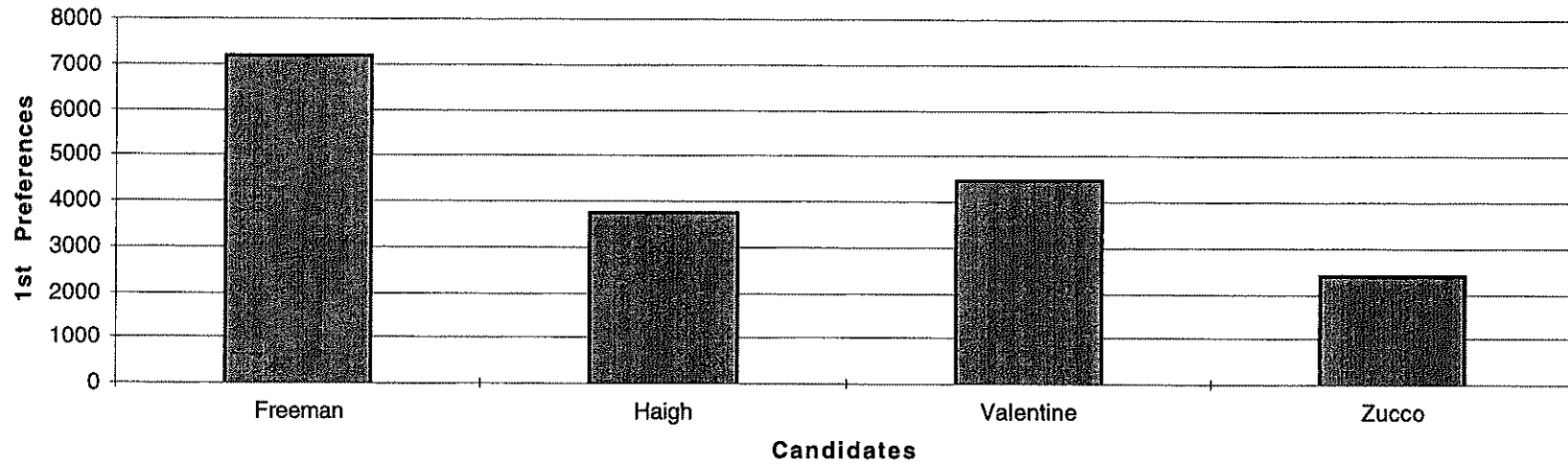
Formal votes : 17627
 Informal ballot papers : 372
 Informality rate : 2.07 %

$$\text{Quota} = \frac{17627 \times 100}{6 + 1} + 1 = 251815$$

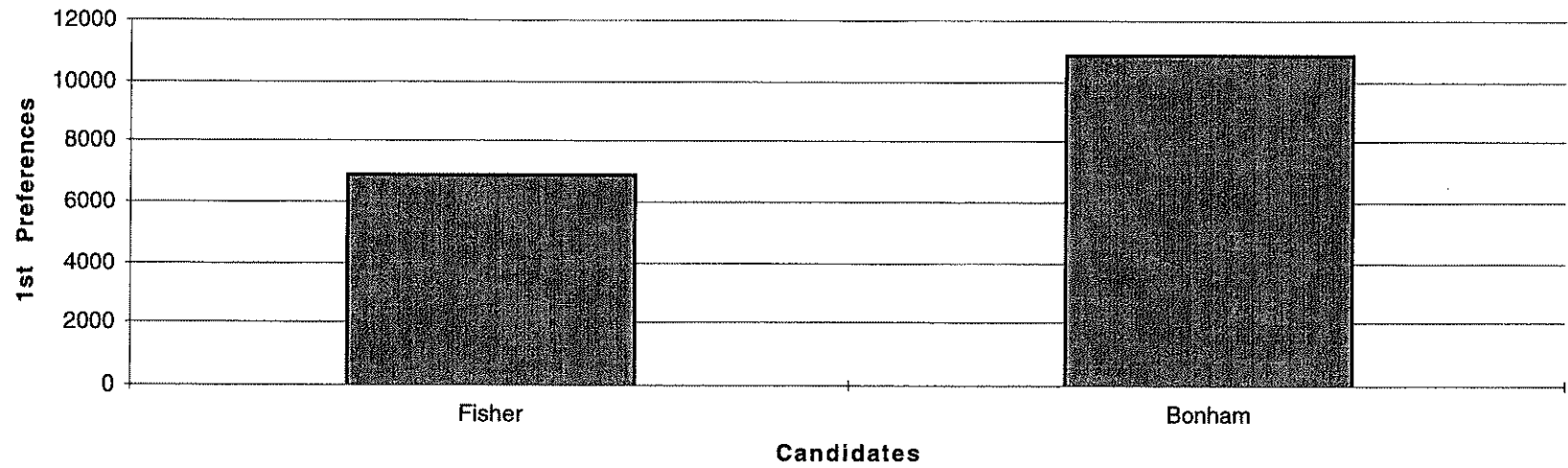
Distribution of preferences (multiplied by 100)

		CANDIDATES																		Exhausted	Loss by	Total	Remarks		
		Hamilton	Freeman	Riepp	Veal	Valentine	Warwick	Christie	Haigh	Fisher	Saxon	Trafford	Ruzicka	Anderson	Betts	Dutta	Phillips	Edwards	Atty	Zucco	Votes	Fraction	Votes		
Count 1	Total	55300	483200	33500	8500	219800	102700	60700	211800	66400	57500	9200	62600	29300	13600	27000	15200	30800	82000	193600			1762700	Freeman Elected 1	
Count 2	Votes transferred	10008	-231885	3782	1532	45060	19058	15562	33951	63401	10343	957	2059	622	718	1292	2442	2202	5889	12498		9		1762700	Freeman's surplus distributed
	Progress totals	65308	251815	37282	10032	264860	121758	76262	245751	129801	67843	10157	64659	29922	14318	28292	17642	33002	87889	206098		9		1762700	Valentine Elected 2
Count 3	Votes transferred	582	263	83	-13045	1427	1400	3008	3340	679	97	69	97	55	69	277	124	582	887			6		1762700	Valentine's surplus distributed
	Progress totals	65890	251815	37545	10115	251815	123185	77662	248759	133141	68522	10254	64728	30019	14373	28361	17919	33126	88471	206985		15		1762700	
Count 4 to 6	Votes transferred	947	770	-10115		1910	1004	1043	304	795	547	700	400	200	247	100	143	347	647			11		1762700	Veal Excluded
	Progress totals	66837	251815	38315	0	251815	125095	78666	249802	133445	69317	10801	65428	30419	14573	28608	18019	33269	88818	207632		26		1762700	Trafford Excluded
Count 7 to 11	Votes transferred	447	760			874	521	100	487	856		-10801	1908	1000	1095	600	100	900	895	247		11		1762700	
	Progress totals	67284	251815	39075		251815	125969	79187	249902	133932	70173	0	67336	31419	15668	29208	18119	34169	89713	207879		37		1762700	
Count 12 to 18	Votes transferred	347	507			1547	1160	1100	647	594		3100	1200	-15668	1900	1156	860	1091	447			12		1762700	Betts Excluded
	Progress totals	67631	251815	39582		251815	127516	80347	251002	134579	70767	70436	32619	0	31108	19275	35029	90804	208326		49		1762700		
Count 19	Votes transferred	100	200			1100	1300	2400	2000	1400		800	400		2000	-15200	1900	600	1000			0		1762700	Phillips part Excluded
	Progress totals	67731	251815	39782		251815	128616	81647	253402	136579	72167	71236	33019		33108	4075	36929	91404	209326		49		1762700	Haigh Elected 3	
Count 20 to 27	Votes transferred	27	304			571	649		252	428		95	121			-4075	683	204	500			14		1762700	Phillips fully Excluded
	Progress totals	67758	251815	40086		251815	129187	82296	253402	136831	72595	71331	33140		33335	0	37612	91608	209826		63		1762700		
Count 28	Votes transferred	132	132			66	132	-1587	396	66		264	0		0		66	198	132			3		1762700	Haigh's surplus distributed
	Progress totals	67890	251815	40218		251815	129253	82428	251815	137227	72661	71595	33140		33335		37678	91806	209958		66		1762700		
Count 29 to 38	Votes transferred	1160	2800			4347	1113		1455	1860		7670	-33140		2843		2669	5613	1600			10		1762700	Anderson Excluded
	Progress totals	69050	251815	43018		251815	133600	83541	251815	138682	74521	79265	0		36178		40347	97419	211558		76		1762700		
Count 39 to 54	Votes transferred	2256	2607			4760	2852		2700	1847		5294			-36178		5542	4512	3795			13		1762700	Dutta Excluded
	Progress totals	71306	251815	45625		251815	138360	86393	251815	141382	76368	84559			0		45889	101931	215353		89		1762700		
Count 55 to 81	Votes transferred	9840	-45625			6637	4676		2854	3188		6266					2003	6763	3139	247		12		1762700	Riepp Excluded
	Progress totals	81146	251815	0		251815	144997	91069	251815	144236	79556	90825					47892	108694	218492	247	101		1762700		
Count 82 to 117	Votes transferred	6000				6359	3047		3603	4284		10555					-47892	9994	3560	473		17		1762700	Edwards Excluded
	Progress totals	87146	251815			251815	151356	94116	251815	147839	83840	101380					0	118688	222052	720	118		1762700		
Count 118 to 164	Votes transferred	7841				19363	9686		16086	-83840		9355					11702	8785	1007	15			1762700	Saxon Excluded	
	Progress totals	94987	251815			251815	170719	103802	251815	163925	0	110735					130390	230837	1727	133			1762700		
Count 165 to 230	Votes transferred	-94987				31988	11722		10241			20587					10855	7193	2375	26			1762700	Hamilton Excluded	
	Progress totals	0	251815			251815	202707	115524	251815	174166		131322					141245	238030	4102	159			1762700		
Count 231 to 232	Votes transferred					17804	-76262		26527			5626					9580	15028	1695	2			1762700	Christie part Excluded	
	Progress totals		251815			251815	220511	39262	251815	200693		136948					150825	253058	5797	161			1762700	Zucco Elected 4	
Count 233 to 312	Votes transferred					11223	-39262		11467			5176					6873		4495	28			1762700	Christie fully Excluded	
	Progress totals		251815			251815	231734	0	251815	212160		142124					157698	253058	10292	189			1762700		
Count 313	Votes transferred					329			329			73					255	-1243	255	2			1762700	Zucco's surplus distributed	
	Progress totals		251815			251815	232063		251815	212489		142197					157953	251815	10547	191			1762700		
Count 314	Votes transferred					25400			4000			-62600					26900	-62600	6300	0			1762700	Ruzicka part Excluded	
	Progress totals		251815			251815	257483		251815	216489		79597					184853	251815	16847	191			1762700	Warwick elected 5	
Count 315 to 430	Votes transferred								13911			-79597					42910		22758	18			1762700	Ruzicka fully Excluded	
	Progress totals		251815			251815	257483		251815	230400		0					227763	251815	39605	209			1762700		
Count 431	Votes transferred					-5648			1067								3402		1178	1			1762700	Warwick's surplus distributed	
	Progress totals		251815			251815	251815		251815	231467							231165	251815	40783	210			1762700	Fisher Elected 6	

Hobart City Lord Mayor



Hobart City Deputy Lord Mayor



Hobart City Council

Polling closed at 10 am Tuesday 22 October 1996

Electors enrolled : 34056

Declarations returned : 18332

Response rate : 53.83 %

Declarations rejected : 317

Declarations admitted : 18015

Rejection rate : 1.73 %

Ballot paper adjustment : 14

Total ballot papers : 18001

Lord Mayor

Formal votes : 17902

Informal ballot papers : 99

Informality rate : 0.55 %

		CANDIDATES				Exhausted Votes	Total Votes	Remarks
		Freeman	Haigh	Valentine	Zucco			
Count 1	Total	7 236	3 762	4 502	2 402		17 902	
Count 2	Votes transferred	602	720	741	-2 402	339		Zucco Excluded
	Progressive totals	7 838	4 482	5 243	0	339	17 902	
Count 3	Votes transferred	1 534	-3 762	1 717		511		Haigh part Excluded
	Progressive totals	9 372	720	6 960		850	17 902	Freeman Elected Lord Mayor

Deputy Lord Mayor

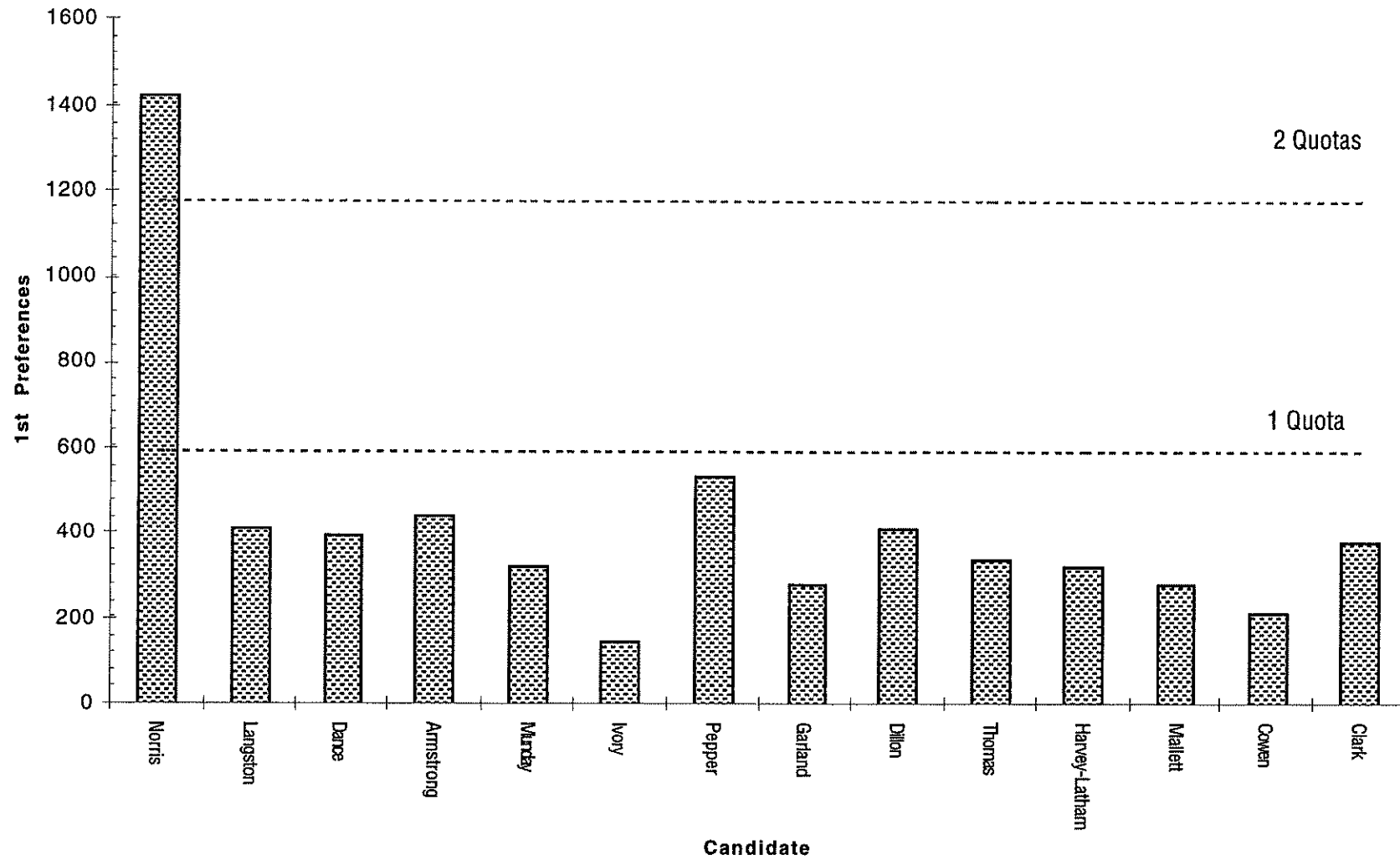
Formal votes : 17828

Informal ballot papers : 172

Informality rate : 0.96 %

		CANDIDATES		Total Votes	Remarks
		Fisher	Bonham		
Count 1	Total	6 938	10 890	17 828	Bonham Elected Deputy Lord Mayor

Huon Valley Council



Huon Valley Council

Polling closed at 10 am Tuesday 22 October 1996

Electors enrolled : 9090
 Declarations returned : 6132
 Response rate : 67.46 %

Declarations rejected : 101
 Declarations admitted : 6031
 Rejection rate : 1.65 %

Ballot paper adjustment : 4
 Total ballot papers : 6027

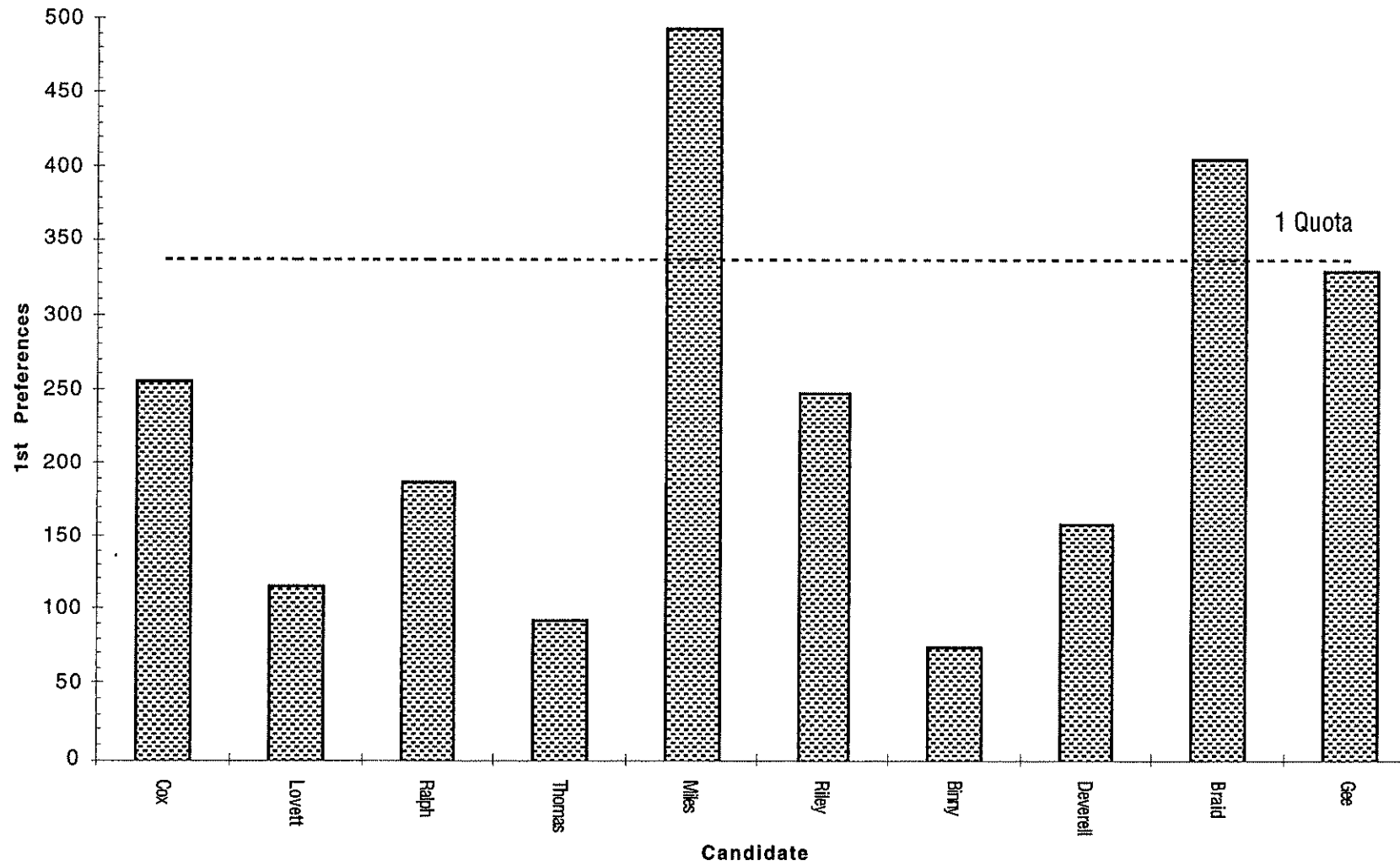
Formal votes : 5906
 Informal ballot papers : 121
 Informality rate : 2.01 %

$$\text{Quota} = \frac{5906 \times 100}{9 + 1} + 1 = 59061$$

Distribution of preferences (multiplied by 100)

		CANDIDATES														Exhausted	Loss by	Total Votes	Remarks
		Norris	Langston	Dance	Armstrong	Mandley	Ivory	Pepper	Garland	Dillon	Thomas	Harvey-Latham	Mallett	Coven	Clark	Votes	Fraction		
Count 1	Total	142400	41000	39700	44400	32000	14300	53900	28300	41000	34300	32000	28300	21000	38000			590600	Norris Elected 1
Count 2	Votes transferred	- 83339	8193	8486	2458	1638	994	28677	2223	10592	1521	3452	3218	3921	7959		7	590600	Norris' surplus distributed
	Progress totals	59061	49199	48186	46858	33638	15294	82577	30523	51592	35821	35452	31518	24921	45959		7	590600	Pepper Elected 2
Count 3	Votes transferred		863	1775	431	479	95	- 23516	1151	10174	719	1055	1535	1727	3503		9	590600	Pepper's surplus distributed
	Progress totals	59061	50056	49961	47289	34117	15389	59061	31674	61766	36540	36507	33053	26648	49462		16	590600	Dillon Elected 3
Count 4	Votes transferred		306	204	89	76	76		63	- 2705	153	280	382	370	701		5	590600	Dillon's surplus distributed
	Progress totals	59061	50362	50165	47378	34193	15465	59061	31737	59061	36693	36787	33435	27018	50163		21	590600	
Count 5 to 8	Votes transferred		1809	875	517	3658	- 15465		1658		3822	800	864	317	1142		3	590600	Ivory Excluded
	Progress totals	59061	52171	51040	47895	37851	0	59061	33395	59061	40515	37587	34299	27335	51305		24	590600	
Count 9 to 14	Votes transferred		890	7881	3418	552			2444		2517	2142	1738	- 27335	5739		14	590600	Coven Excluded
	Progress totals	59061	53061	58921	51313	38403		59061	35839	59061	43032	39729	36037	0	57044		38	590600	
Count 15	Votes transferred		1900	7000	3800	2200			- 28300		5100	2300	2400		3600		0	590600	Garland part Excluded
	Progress totals	59061	54961	65921	55113	40603		59061	7539	59061	48132	42029	38437		60644		38	590600	Dance Elected 4, Clark Elected 5
Count 16 to 24	Votes transferred		1640		1109	407			- 7539		2250	948	1176				9	590600	Garland fully Excluded
	Progress totals	59061	56601	65921	56222	41010		59061	0	59061	50382	42977	39613		60644		47	590600	
Count 25	Votes transferred		980	- 6860	2646	588					1470	196	980				0	590600	Dance's surplus distributed
	Progress totals	59061	57581	59061	58868	41598		59061		59061	51852	43173	40593		60644		47	590600	
Count 26	Votes transferred		263		395	0					351	263	307		- 1583		4	590600	Clark's surplus distributed
	Progress totals	59061	57844	59061	59263	41598		59061		59061	52203	43436	40900		59061		51	590600	Armstrong Elected 6
Count 27	Votes transferred		44		- 202	44					44	44	22				4	590600	Armstrong's surplus distributed
	Progress totals	59061	57888	59061	59061	41642		59061		59061	52247	43480	40922		59061		55	590600	
Count 28	Votes transferred		8200			5000					7700	7400	- 28300				0	590600	Mallett part Excluded
	Progress totals	59061	66088	59061	59061	46642		59061		59061	59947	50880	12622		59061		55	590600	Langston Elected 7, Thomas Elected 8
Count 29 to 45	Votes transferred					4428						7581	- 12622		606		7	590600	Mallett fully Excluded
	Progress totals	59061	66088	59061	59061	51070		59061		59061	59947	58461	0		59061		62	590600	
Count 46	Votes transferred		- 7027			3599						3085			342		1	590600	Langston's surplus distributed
	Progress totals	59061	59061	59061	59061	54669		59061		59061	59947	61546			59061		63	590600	Harvey-Latham Elected 9

Kentish Council



Kentish Council

Polling closed at 10 am Tuesday 22 October 1996

Electors enrolled : 3618
 Declarations returned : 2423
 Response rate : 66.97 %

Declarations rejected : 38
 Declarations admitted : 2385
 Rejection rate : 1.57 %

Ballot paper adjustment : 3
 Total ballot papers : 2382

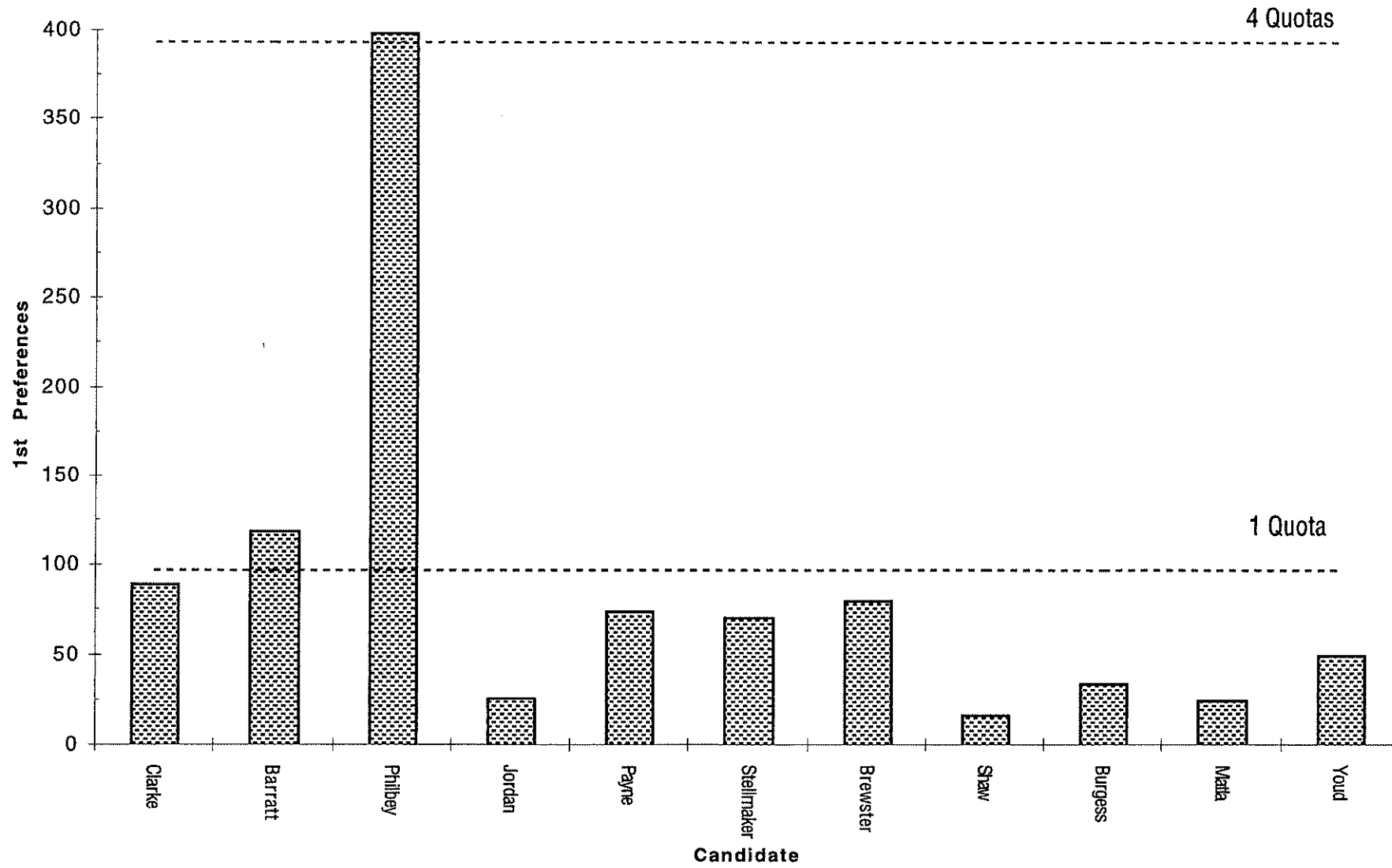
Formal votes : 2367
 Informal ballot papers : 15
 Informality rate : 0.63 %

$$\text{Quota} = \frac{2367 \times 100}{6 + 1} + 1 = 33815$$

Distribution of preferences (multiplied by 100)

		CANDIDATES										Exhausted Votes	Loss by Fraction	Total Votes	Remarks
		Cox	Lovett	Ralph	Thomas	Miles	Riley	Binny	Deverell	Braid	Gee				
Count 1	Total	25600	11600	18800	9300	49400	24900	7400	16000	40600	33100			236700	Miles Elected 1, Braid Elected 2
Count 2	Votes transferred	3722	2239	851	2019	-15585	2650	1009	1924	0	1167		4		Miles surplus distributed
	Progress totals	29322	13839	19651	11319	33815	27550	8409	17924	40600	34267		4	236700	Gee Elected 3
Count 3	Votes transferred	2189	434	768	685		1036	451	1219	-6785			3		Braid's surplus distributed
	Progress totals	31511	14273	20419	12004	33815	28586	8860	19143	33815	34267		7	236700	
Count 4	Votes transferred	122	36	24	36		85	109	36		-452		4		Gee's surplus distributed
	Progress totals	31633	14309	20443	12040	33815	28671	8969	19179	33815	33815		11	236700	
Count 5 to 8	Votes transferred	1857	651	1371	694		2222	-8969	2167				7		Binny Excluded
	Progress totals	33490	14960	21814	12734	33815	30893	0	21346	33815	33815		18	236700	
Count 9	Votes transferred	4600	1100	2100	-9300		600		900				0		Thomas part Excluded
	Progress totals	38090	16060	23914	3434	33815	31493		22246	33815	33815		18	236700	Cox Elected 4
Count 10 to 15	Votes transferred		1247	480	-3434		962		707				31	7	Thomas fully Excluded
	Progress totals	38090	17307	24394	0	33815	32455		22953	33815	33815		31	25	236700
Count 16	Votes transferred	-4275	2323	743			650		557				0	2	Cox's surplus distributed
	Progress totals	33815	19630	25137		33815	33105		23510	33815	33815		31	27	236700
Count 17	Votes transferred		-11600	3100			3800		4100				600	0	Lovett part Excluded
	Progress totals	33815	8030	28237		33815	36905		27610	33815	33815		631	27	236700
Count 18 to 31	Votes transferred		-8030	2792					4269				963	6	Lovett fully Excluded
	Progress totals	33815	0	31029		33815	36905		31879	33815	33815		1594	33	236700
Count 32	Votes transferred			1382			-3090		1707				0	1	Riley's surplus distributed
	Progress totals	33815		32411		33815	33815		33586	33815	33815		1594	34	236700

King Island Council



King Island Council

Polling closed at 10 am Tuesday 22 October 1996

Electors enrolled : 1266
 Declarations returned : 1019
 Response rate : 80.49 %

Declarations rejected : 23
 Declarations admitted : 996
 Rejection rate : 2.26 %

Ballot paper adjustment : 0
 Total ballot papers : 996

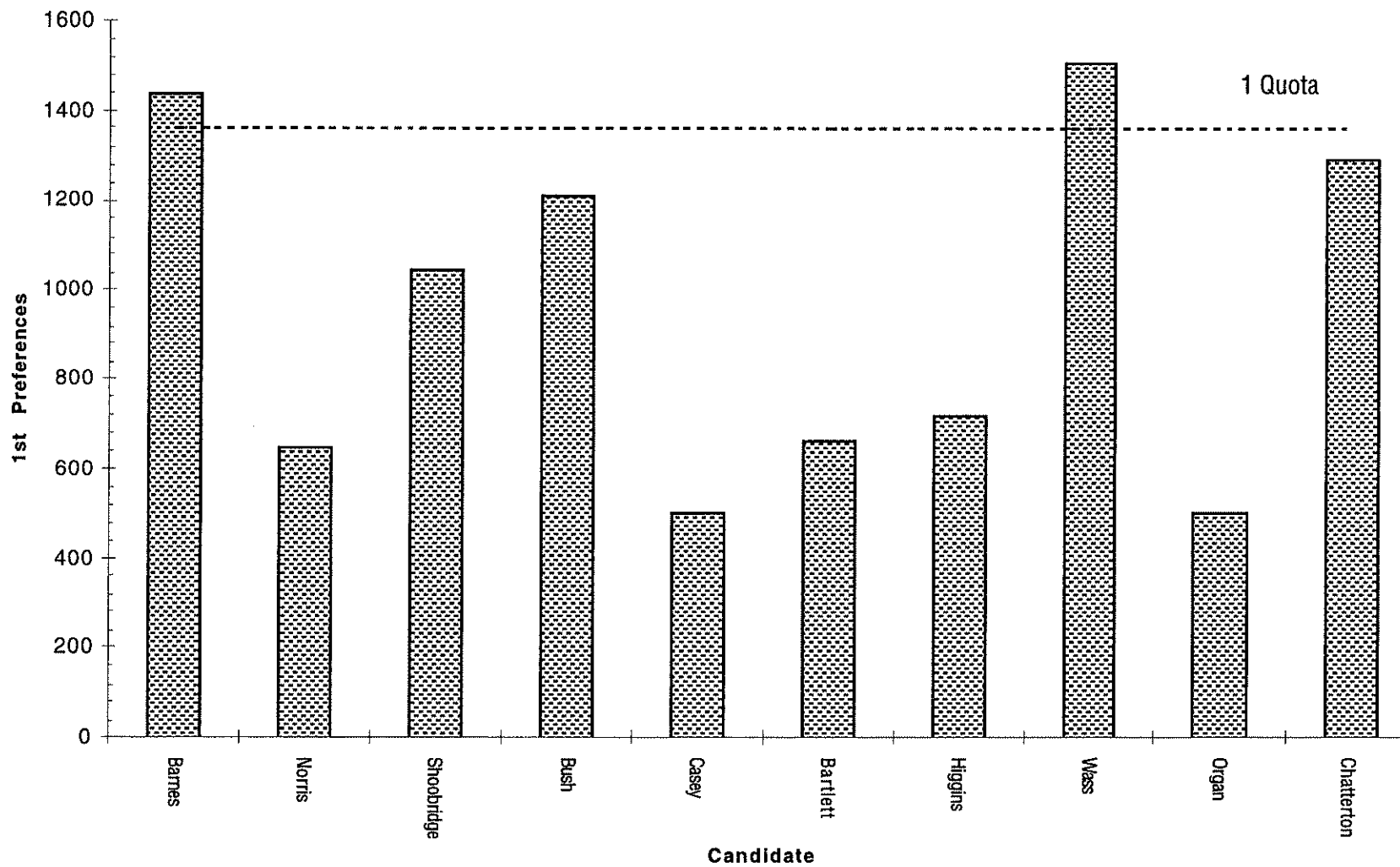
Formal votes : 985
 Informal ballot papers : 11
 Informality rate : 1.10 %

$$\text{Quota} = \frac{985 \times 100}{9 + 1} + 1 = 9851$$

Distribution of preferences (multiplied by 100)

		CANDIDATES											Exhausted Votes	Loss by Fraction	Total Votes	Remarks
		Clarke	Barratt	Philbey	Jordan	Payne	Stellmaker	Brewster	Shaw	Burgess	Matla	Youd				
Count 1	Total	9000	11900	39900	2600	7400	7100	8000	1700	3400	2500	5000			98500	Philbey Elected 1, Barratt Elected 2
Count 2	Votes transferred	1355		- 30049	1807	6476	7079	6250	828	1958	301	3991		4		Philbey's surplus distributed
	Progress totals	10355	11900	9851	4407	13876	14179	14250	2528	5358	2801	8991		4	98500	Brewster Elected 3, Stellmaker Elected 4, Payne Elected 5, Clarke Elected 6
Count 3	Votes transferred		- 2049		464				464	550	206	361		4		Barratt's surplus distributed
	Progress totals	10355	9851	9851	4871	13876	14179	14250	2992	5908	3007	9352		8	98500	
Count 4	Votes transferred				742			- 4399	901	1749	53	954		0		Brewster's surplus distributed
	Progress totals	10355	9851	9851	5613	13876	14179	9851	3893	7657	3060	10306		8	98500	Youd Elected 7
Count 5	Votes transferred				1105			- 4328	1749	1243	230			1		Stellmaker's surplus distributed
	Progress totals	10355	9851	9851	6718	13876	9851	9851	5642	8900	3290	10306		9	98500	
Count 6	Votes transferred				1310	- 4025			1123	1170	421			1		Payne's surplus distributed
	Progress totals	10355	9851	9851	8028	9851	9851	9851	6765	10070	3711	10306		10	98500	Burgess Elected 8
Count 7	Votes transferred	- 504			224				252		28			0		Clarke's surplus distributed
	Progress totals	9851	9851	9851	8252	9851	9851	9851	7017	10070	3739	10306		10	98500	
Count 8	Votes transferred				227				227		0	- 455		1		Youd's surplus distributed
	Progress totals	9851	9851	9851	8479	9851	9851	9851	7244	10070	3739	9851		11	98500	
Count 9	Votes transferred				78				122	- 219	17			2		Burgess' surplus distributed
	Progress totals	9851	9851	9851	8557	9851	9851	9851	7366	9851	3756	9851		13	98500	
Count 10	Votes transferred				1400				1100		- 2500			0		Matla part Excluded
	Progress totals	9851	9851	9851	9957	9851	9851	9851	8466	9851	1256	9851		13	98500	Jordan Elected 9

Kingborough Council



Kingborough Council

Polling closed at 10 am Tuesday 22 October 1996

Electors enrolled : 18801
 Declarations returned : 9835
 Response rate : 52.31 %

Declarations rejected : 190
 Declarations admitted : 9645
 Rejection rate : 1.93 %

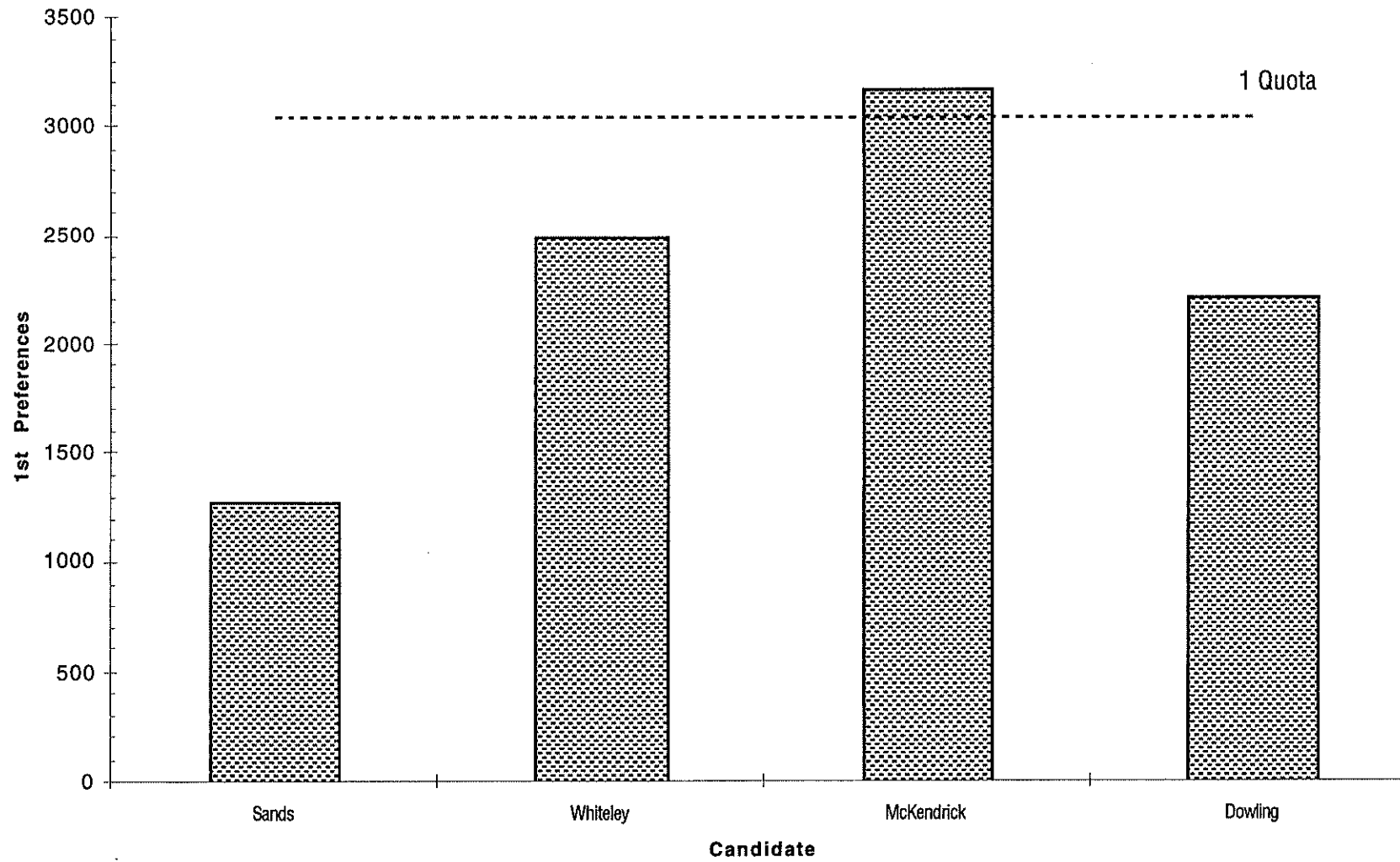
Ballot paper adjustment : 5
 Total ballot papers : 9640

Formal votes : 9541
 Informal ballot papers : 99
 Informality rate : 1.03 %

$$\text{Quota} = \frac{9541 \times 100}{6 + 1} + 1 = 136301$$

Distribution of preferences (multiplied by 100)

		CANDIDATES									Exhausted Votes	Loss by Fraction	Total Votes	Remarks
		Barnes	Norris	Shoobridge	Bush	Casey	Bartlett	Higgins	Wass	Organ				
Count 1	Total	143600	64700	104900	121400	50500	66700	71700	150800	50300	129500	954100	Wass Elected 1, Barnes Elected 2	
Count 2	Votes transferred		1596	1278	2134	1028	1105	1884	14499	1490	3980	4	Wass' surplus distributed	
	Progress totals	143600	66296	106178	123534	51528	67805	73584	136301	51790	133480	4	954100	
Count 3	Votes transferred	- 7299	1321	1331	1087	376	467	965		289	1458	5	Barnes' surplus distributed	
	Progress totals	136301	67617	107509	124621	51904	68272	74549	136301	52079	134938	9	954100	
Count 4	Votes transferred		8600	7800	10200	- 50500	5100	4000		6500	8300	0	Casey part Excluded	
	Progress totals	136301	76217	115309	134821	1404	73372	78549	136301	58579	143238	9	954100 Chatterton Elected 3	
Count 5 to 6	Votes transferred		340	198	290	- 1404	165	197		208		6	Casey fully Excluded	
	Progress totals	136301	76557	115507	135111	0	73537	78746	136301	58787	143238	15	954100	
Count 7	Votes transferred		2841	1002	668		585	585		1253	- 6937	3	Chatterton's surplus distributed	
	Progress totals	136301	79398	116509	135779		74122	79331	136301	60040	136301	18	954100	
Count 8	Votes transferred		6500	14500	8300		13600	7400	136301	- 50300		0	Organ part Excluded	
	Progress totals	136301	85898	131009	144079		87722	86731	136301	9740	136301	18	954100 Bush Elected 4	
Count 9 to 14	Votes transferred		2547	1966			1678	3515		- 9740		29	5 Organ fully Excluded	
	Progress totals	136301	88445	132975	144079		89400	90246	136301	0	136301	29	23 954100	
Count 15	Votes transferred		2249	1967	- 7778		1499	1686				374	3 Bush's surplus distributed	
	Progress totals	136301	90694	134942	136301		90899	91932	136301		136301	403	26 954100	
Count 16	Votes transferred		- 64700	31500			16900	15200				1100	0 Norris part Excluded	
	Progress totals	136301	25994	166442	136301		107799	107132	136301		136301	1503	26 954100 Shoobridge Elected 5	
Count 17 to 30	Votes transferred		- 25994				12589	11486				1912	7 Norris fully Excluded	
	Progress totals	136301	0	166442	136301		120388	118618	136301		136301	3415	33 954100	
Count 31	Votes transferred			- 30141			18563	9090				2487	1 Shoobridge's surplus distributed	
	Progress totals	136301		136301	136301		138951	127708	136301		136301	5902	34 954100 Bartlett Elected 6	

Launceston City Council - East District

Launceston City Council - East District

Polling closed at 10 am Tuesday 22 October 1996

Electors enrolled : 15125

Declarations returned : 9328

Response rate : 61.67 %

Declarations rejected : 119

Declarations admitted : 9209

Rejection rate : 1.28 %

Ballot paper adjustment : 4

Total ballot papers : 9205

Formal votes : 9148

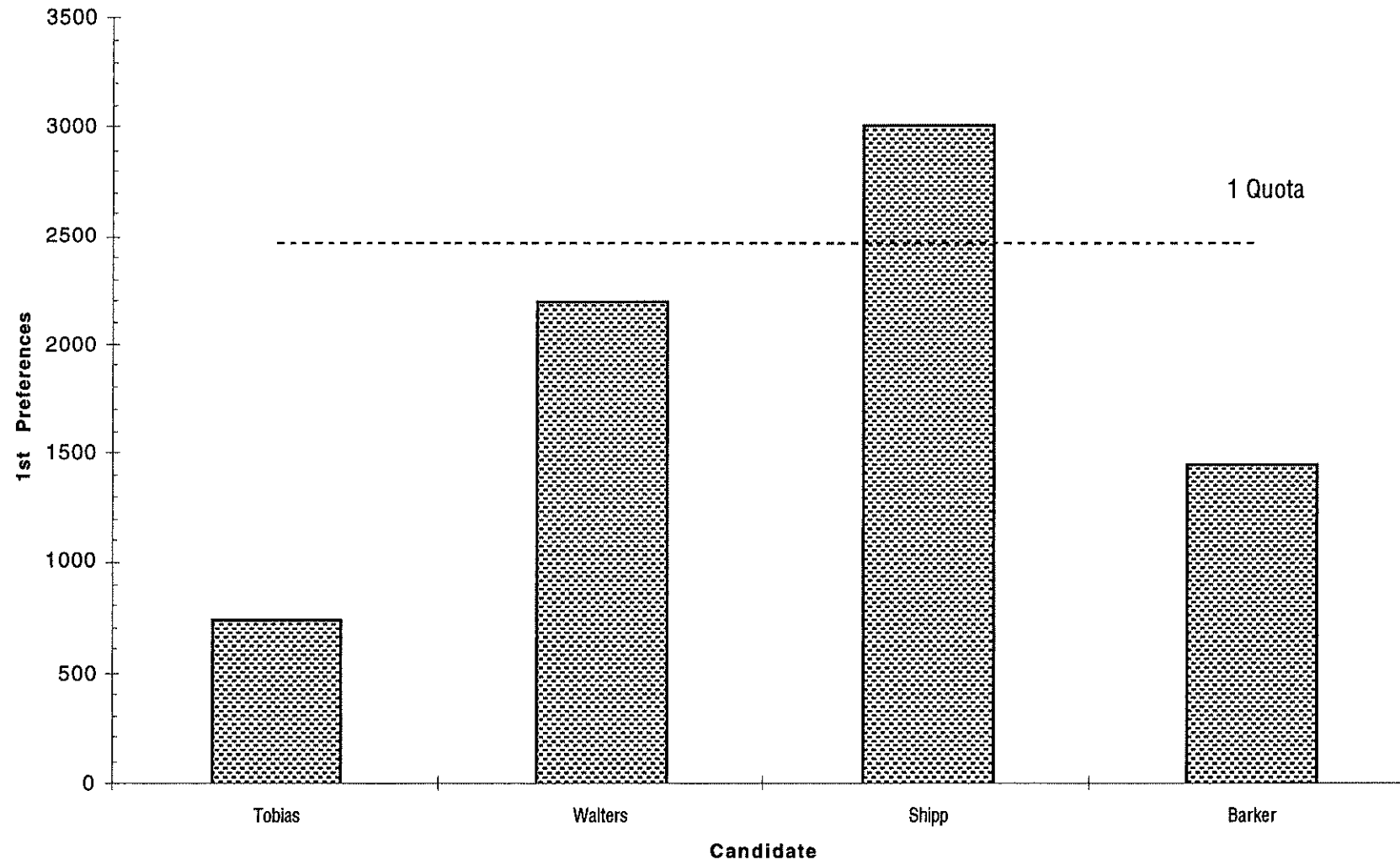
Informal ballot papers : 57

Informality rate : 0.62 %

$$\text{Quota} = \frac{9148 \times 100}{2 + 1} + 1 = 304934$$

Distribution of preferences (multiplied by 100)

		CANDIDATES				Exhausted Votes	Loss by Fraction	Total Votes	Remarks
		Sands	Whiteley	McKendrick	Dowling				
Count 1	Total	127300	249400	317100	221000		914800	McKendrick Elected 1	
Count 2	Votes transferred	2248	3479	-12166	6437		2	McKendrick's surplus distributed	
	Progress totals	129548	252879	304934	227437		2	914800	
Count 3	Votes transferred	-127300	72500		52500	2300	0	Sands part Excluded	
	Progress totals	2248	325379	304934	279937	2300	2	914800	Whiteley Elected 2

Launceston City Council - North District

Launceston City Council - North District

Polling closed at 10 am Tuesday 22 October 1996

Electors enrolled : 13701

Declarations returned : 7557

Response rate : 55.16 %

Declarations rejected : 90

Declarations admitted : 7467

Rejection rate : 1.19 %

Ballot paper adjustment : 7

Total ballot papers : 7460

Formal votes : 7404

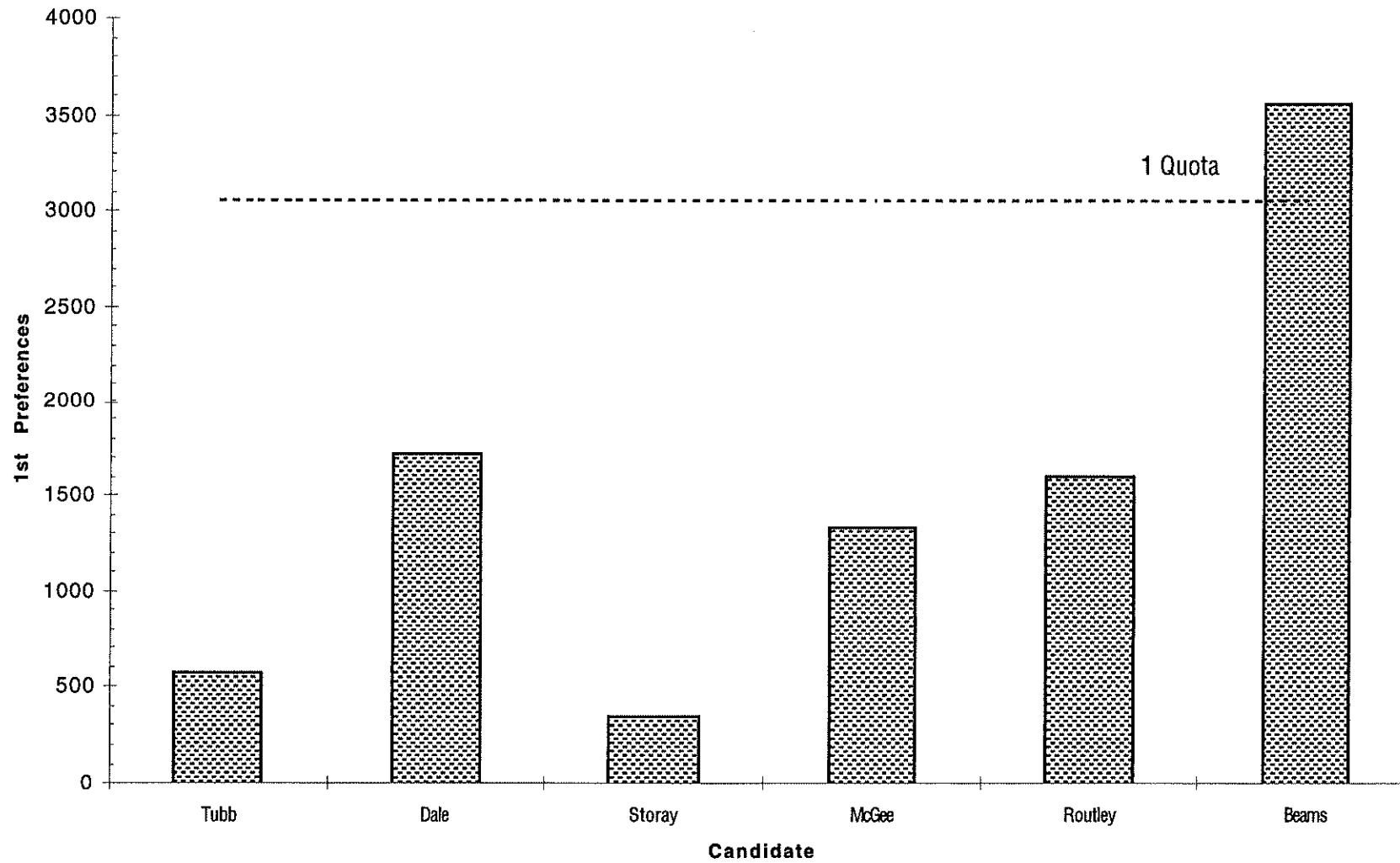
Informal ballot papers : 56

Informality rate : 0.75 %

$$\text{Quota} = \frac{7404 \times 100}{2 + 1} + 1 = 246801$$

Distribution of preferences (multiplied by 100)

		CANDIDATES				Exhausted Votes	Loss by Fraction	Total Votes	Remarks
		Tobias	Walters	Shipp	Barker				
Count 1	Total	74400	220200	300800	145000		740400	Shipp Elected 1	
Count 2	Votes transferred	5654	18633	- 53999	29710		2	Shipp's surplus distributed	
	Progress totals	80054	238833	246801	174710		740400		
Count 3	Votes transferred	- 74400	56600		17100	700	0	Tobias part Excluded	
	Progress totals	5654	295433	246801	191810	700	2	Walters Elected 2	

Launceston City Council - South West District

Launceston City Council - Southwest District

Polling closed at 10 am Tuesday 22 October 1996

Electors enrolled : 15612

Declarations returned : 9405

Response rate : 60.24 %

Declarations rejected : 146

Declarations admitted : 9259

Rejection rate : 1.55 %

Ballot paper adjustment : 11

Total ballot papers : 9248

Formal votes : 9190

Informal ballot papers : 58

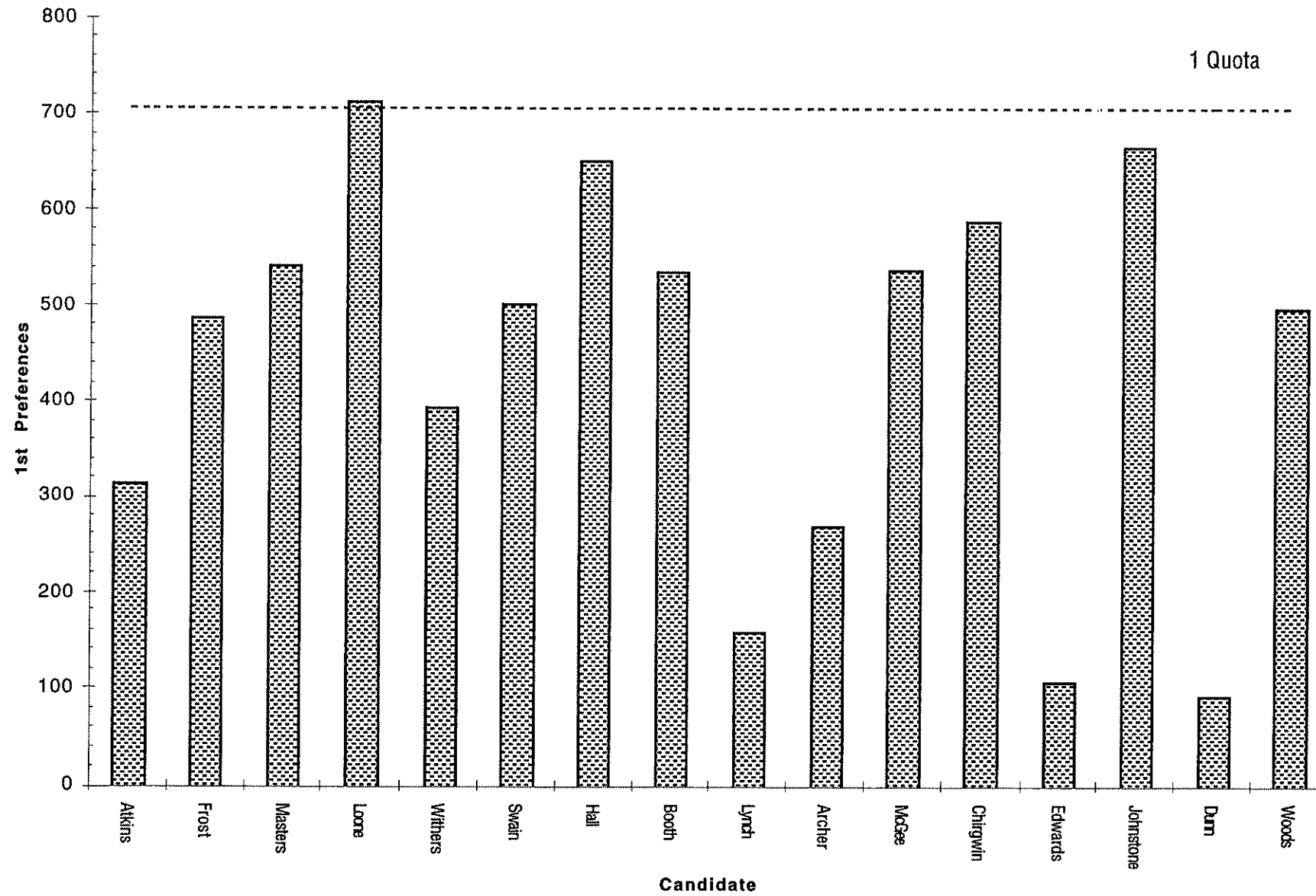
Informality rate : 0.63 %

$$\text{Quota} = \frac{9190 \times 100}{2 + 1} + 1 = 306334$$

Distribution of preferences (multiplied by 100)

		CANDIDATES						Exhausted	Loss by	Total Votes	Remarks
		Tubb	Dele	Storay	McGee	Routley	Beams	Votes	Fraction		
Count 1	Total	58200	172200	36100	133500	162100	356900			919000	Beams Elected 1
Count 2	Votes transferred	4562	8486	2621	8430	26466	- 50566		1		Beams' surplus distributed
	Progress totals	62762	180686	38721	141930	188566	306334		1	919000	
Count 3 to 4	Votes transferred	6010	13494	- 38721	8566	10194		455	2		Storay Excluded
	Progress totals	68772	194180	0	150496	198760	306334	455	3	919000	
Count 5 to 8	Votes transferred	- 68772	30026		15061	20673		3010	2		Tubb Excluded
	Progress totals	0	224206		165557	219433	306334	3465	5	919000	
Count 9 to 16	Votes transferred		74677		- 165557	79970		10906	4		McGee Excluded
	Progress totals		298883		0	299403	306334	14371	9	919000	Routley Elected 2

Meander Valley Council



Meander Valley Council

Polling closed at 10 am Tuesday 22 October 1996

Electors enrolled : 11754
 Declarations returned : 7294
 Response rate : 62.06 %

Declarations rejected : 74
 Declarations admitted : 7220
 Rejection rate : 1.01 %

Ballot paper adjustment : 14
 Total ballot papers : 7206

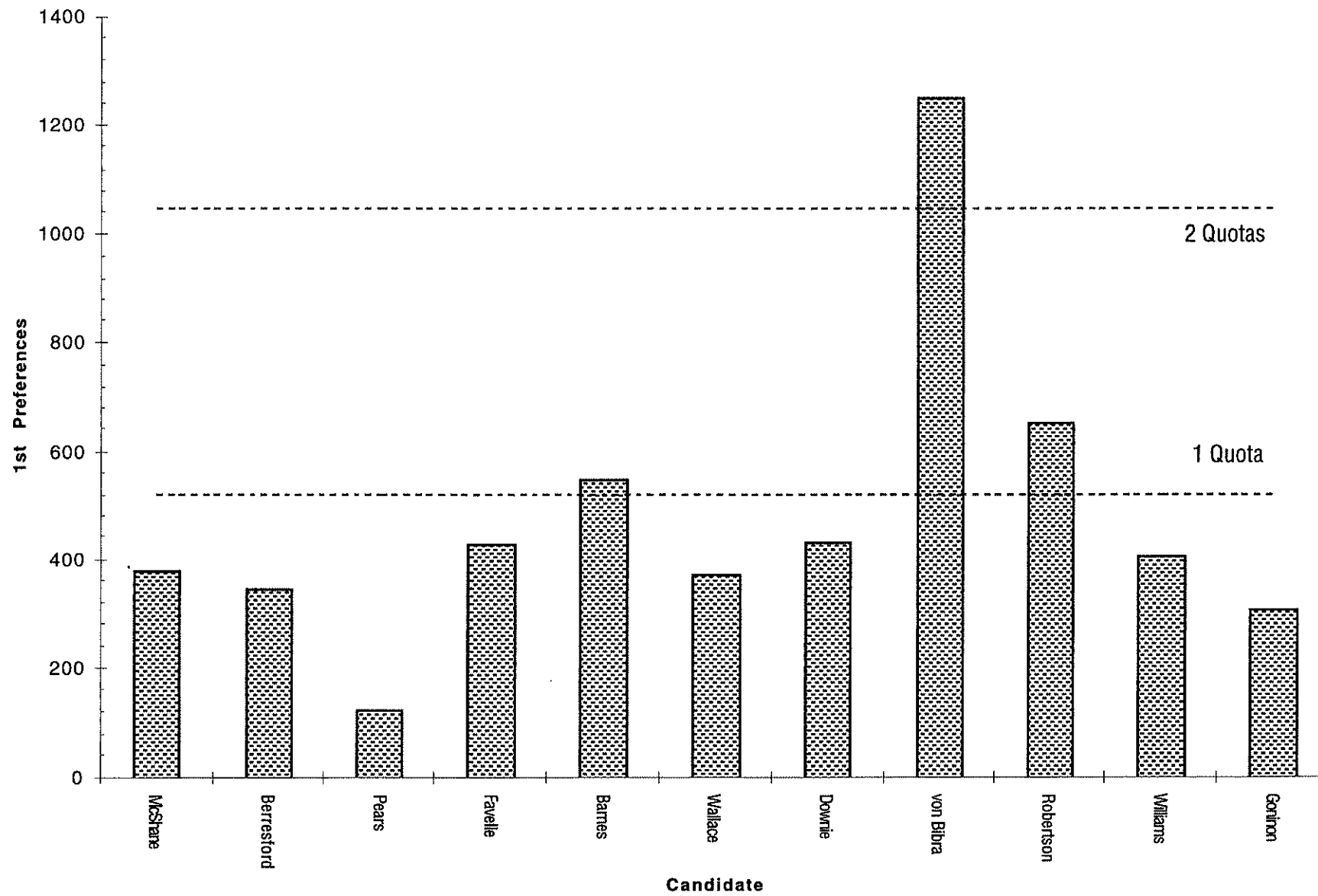
Formal votes : 7056
 Informal ballot papers : 150
 Informality rate : 2.08 %

$$\text{Quota} = \frac{7056 \times 100}{9 + 1} + 1 = 70561$$

Distribution of preferences (multiplied by 100)

		CANDIDATES																Exhausted	Loss by	Total	Remarks
		Alkins	Frost	Masters	Loone	Withers	Swain	Hall	Booth	Lynch	Archer	McGee	Chirgwin	EDWARDS	Johnstone	Dunn	Woods	Votes	Fraction	Votes	
Count 1	Total	31300	48800	54300	71200	39400	50200	65100	53700	15800	27000	53800	58900	10600	66500	9200	49800			705600	Loone Elected 1
Count 2	Votes transferred	88	25	21	- 639	41	34	120	96	8	17	26	49	10	17	4	75		8		Loone's surplus distributed
	Progress totals	31388	48825	54321	70561	39441	50234	65220	53796	15808	27017	53826	58949	10610	66517	9204	49875		8	705600	
Count 3 to 4	Votes transferred	200	100	100		0	300	500	1900	500	100	500	2701	900	400	- 9204	1000		3		Dunn Excluded
	Progress totals	31588	48925	54421	70561	39441	50534	65720	55696	16308	27117	54326	61650	11510	66917	0	50875		11	705600	
Count 5 to 7	Votes transferred	1302	600	400		300	700	1800	1503	1000	1000	400	700	- 11510	1101		700		4		Edwards Excluded
	Progress totals	32890	49525	54821	70561	39741	51234	67520	57199	17308	28117	54726	62350	0	68018		51575		15	705600	
Count 8 to 11	Votes transferred	400	700	500		900	1600	700	2103	- 17308	800	800	7802		300		700		3		Lynch Excluded
	Progress totals	33290	50225	55321	70561	40641	52834	68220	59302	0	28917	55526	70152		68318		52275		18	705600	
Count 12	Votes transferred	2400	2800	800		1200	2500	3700	1600		- 27000	7900	1200		1000		1900		0		Archer part Excluded
	Progress totals	35690	53025	56121	70561	41841	55334	71920	60902		1917	63426	71352		69318		54175		18	705600	Hall Elected 2, Chirgwin Elected 3
Count 13 to 17	Votes transferred	302	0	0		200	301		504		- 1917	403			3		200		4		Archer fully Excluded
	Progress totals	35992	53025	56121	70561	42041	55635	71920	61406		0	63829	71352		69321		54375		22	705600	
Count 18	Votes transferred	36	0	36		36	73	- 1359	110			734			146		183		5		Hall's surplus distributed
	Progress totals	36028	53025	56157	70561	42077	55708	70561	61516			64563	71352		69467		54558		27	705600	
Count 19	Votes transferred	65	65	0		0	65		0			263	- 791		131		197		5		Chirgwin's surplus distributed
	Progress totals	36093	53090	56157	70561	42077	55773	70561	61516			64826	70561		69598		54755		32	705600	
Count 20	Votes transferred	- 31300	10100	1700		2300	2000		3900						1500		6200		0		Alkins part Excluded
	Progress totals	4793	63190	57857	70561	44377	57773	70561	65416			68426	70561		71098		60955		32	705600	Johnstone elected 4
Count 21 to 33	Votes transferred	- 4793	986	304		204	909		758			712					914		6		Alkins fully Excluded
	Progress totals	0	64176	58161	70561	44581	58682	70561	66174			69138	70561		71098		61869		38	705600	
Count 34	Votes transferred		35	35		71	71		0			107		- 537			214		4		Johnstone's surplus distributed
	Progress totals	64211	58196	70561	70561	44652	58753	70561	66174			69245	70561		70561		62083		42	705600	
Count 35	Votes transferred	5500	16900			- 39400	6400		3000			3600					4000		0		Withers part Excluded
	Progress totals	69711	75096	70561	70561	5252	65153	70561	69174			72845	70561		70561		66083		42	705600	Masters Elected 5, McGee Elected 6
Count 36 to 43	Votes transferred	1308				- 4977	1115		1043								1510		1		Withers part Excluded
	Progress totals	71019	75096	70561	70561	275	66268	70561	70217			72845	70561		70561		67593		43	705600	Frost elected 7
Count 44 to 47	Votes transferred					- 275	101		100								73		1		Withers fully Excluded
	Progress totals	71019	75096	70561	70561	0	66369	70561	70317			72845	70561		70561		67666		44	705600	
Count 48	Votes transferred						1905		1019								1556	54	1		Masters' surplus distributed
	Progress totals	71019	70561	70561	70561		68274	70561	71336			72845	70561		70561		69222	54	45	705600	Booth Elected 8
Count 49	Votes transferred											- 2284					1205	0	1		McGee's surplus distributed
	Progress totals	71019	70561	70561	70561		69352	70561	71336			70561	70561		70561		70427	54	46	705600	
Count 50	Votes transferred						228										152	76	2		Frost's surplus distributed
	Progress totals	70561	70561	70561	70561		69580	70561	71336			70561	70561		70561		70579	130	48	705600	Woods Elected 9

Northern Midlands Council



Northern Midlands Council

Polling closed at 10 am Tuesday 22 October 1996

Electors enrolled : 8467
 Declarations returned : 5406
 Response rate : 63.85 %

Declarations rejected : 84
 Declarations admitted : 5322
 Rejection rate : 1.55 %

Ballot paper adjustment : 4
 Total ballot papers : 5318

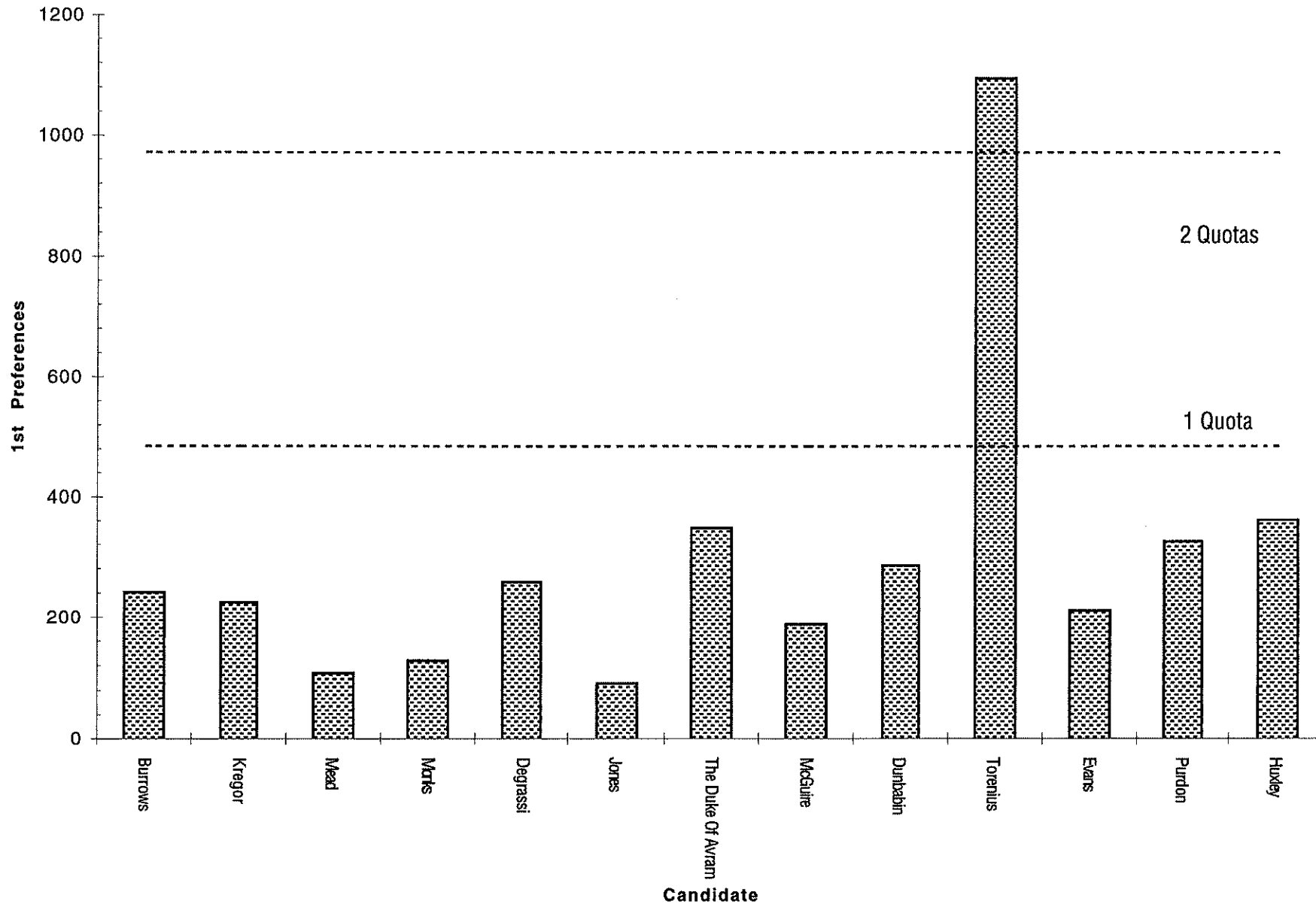
Formal votes : 5249
 Informal ballot papers : 69
 Informality rate : 1.30 %

$$\text{Quota} = \frac{5249 \times 100}{9 + 1} + 1 = 52491$$

Distribution of preferences (multiplied by 100)

		CANDIDATES											Exhausted Votes	Loss by Fraction	Total Votes	Remarks
		McShane	Berresford	Pears	Favelle	Barnes	Wallace	Downie	von Bibra	Robertson	Williams	Gairton				
Count 1	Total	38000	34600	12400	42800	54800	37000	43100	125300	65700	40500	30700			524900	von Bibra Elected 1, Robertson Elected 2, Barnes Elected 3
Count 2	Votes transferred	9878	7147	3428	9471		12493	16328	- 72809		9878	4183		3	524900	von Bibra's surplus distributed
	Progress totals	47878	41747	15828	52271	54800	49493	59428	52491	65700	50378	34883		3	524900	Downie Elected 4
Count 3	Votes transferred	1186	924	462	3639		1005		- 13209	4402	1588			3	524900	Robertson's surplus distributed
	Progress totals	49064	42671	16290	55910	54800	50498	59428	52491	52491	54780	36471		6	524900	Favelle Elected 5, Williams Elected 6
Count 4	Votes transferred	400	429	303		- 2309	471				703			3	524900	Barnes' surplus distributed
	Progress totals	49464	43100	16593	55910	52491	50969	59428	52491	52491	54780	37174		9	524900	
Count 5	Votes transferred	1752	518	1036			3357	- 6937				271		3	524900	Downie's surplus distributed
	Progress totals	51216	43618	17629	55910	52491	54326	52491	52491	52491	54780	37445		12	524900	Wallace Elected 7
Count 6	Votes transferred	793	642	453	- 3419							1530		1	524900	Favelle's surplus distributed
	Progress totals	52009	44260	18082	52491	52491	54326	52491	52491	52491	54780	38975		13	524900	
Count 7	Votes transferred	491	585	261						- 2289	951			1	524900	Williams' surplus distributed
	Progress totals	52500	44845	18343	52491	52491	54326	52491	52491	52491	52491	39926		14	524900	McShane Elected 8
Count 8	Votes transferred		1065	364			- 1835				404			2	524900	Wallace's surplus distributed
	Progress totals	52500	45910	18707	52491	52491	52491	52491	52491	52491	52491	40330		16	524900	
Count 9	Votes transferred	- 9	4	2								2		1	524900	McShane's surplus distributed
	Progress totals	52491	45914	18709	52491	52491	52491	52491	52491	52491	52491	40332		17	524900	
Count 10	Votes transferred		7200	- 12400								5200		0	524900	Pears part Excluded
	Progress totals	52491	53114	6309	52491	52491	52491	52491	52491	52491	52491	45532		17	524900	Berresford Elected 9

Sorell Council



Sorell Council

Polling closed at 10 am Tuesday 22 October 1996

Electors enrolled : 7143
 Declarations returned : 4044
 Response rate : 56.61 %

Declarations rejected : 86
 Declarations admitted : 3958
 Rejection rate : 2.13 %

Ballot paper adjustment : 4
 Total ballot papers : 3954

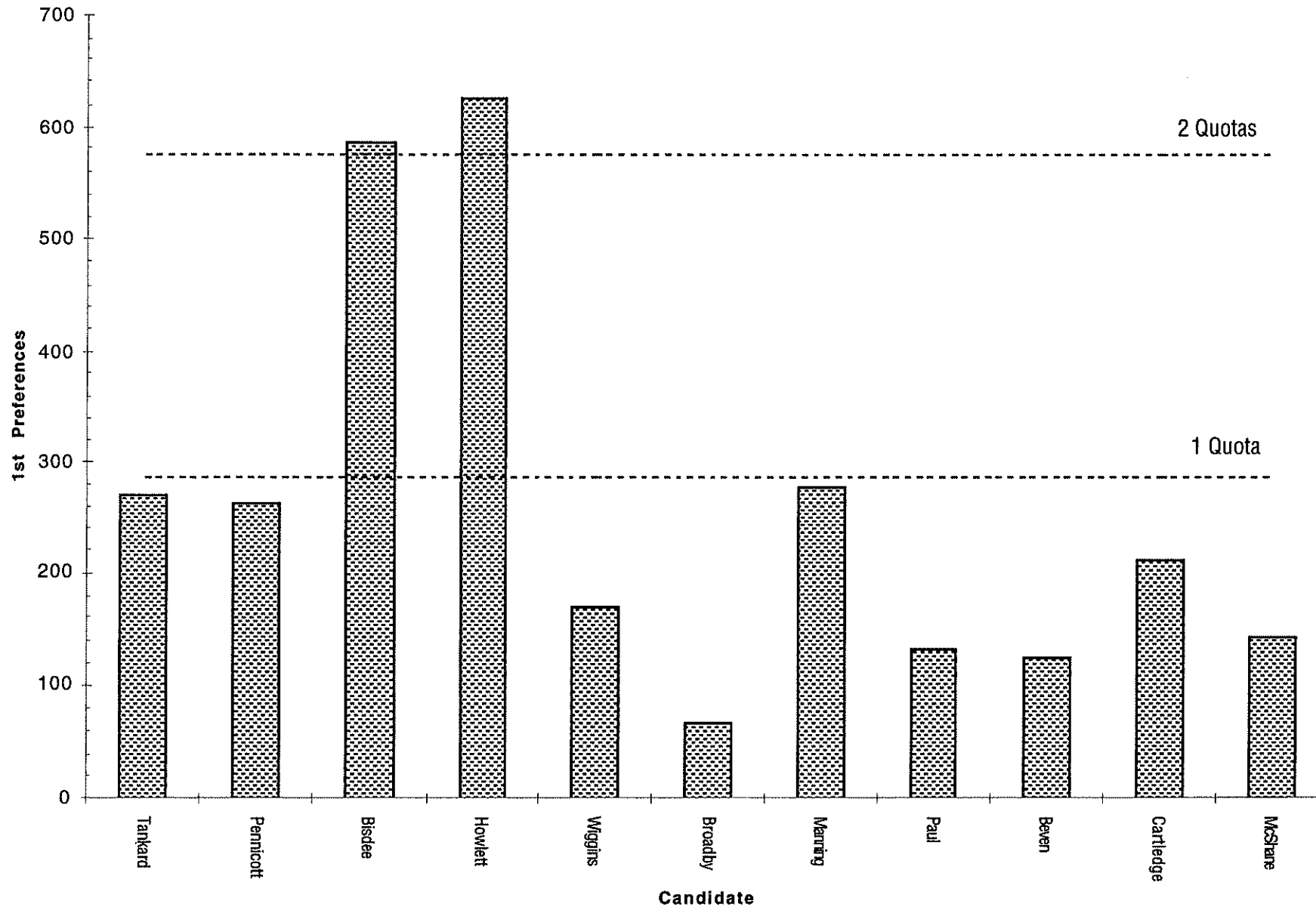
Formal votes : 3893
 Informal ballot papers : 61
 Informality rate : 1.54 %

$$\text{Quota} = \frac{3893 \times 100}{7 + 1} + 1 = 48663$$

Distribution of preferences (multiplied by 100)

		CANDIDATES													Exhausted	Loss by	Total	Remarks
		Burrows	Kregor	Mead	Monks	Degrassi	Jones	The Duke Of Avram	McGuire	Dunbabin	Torenus	Evans	Purdon	Huxley	Votes	Fraction	Votes	
Count 1	Total	24400	22700	11000	13100	26000	9400	35000	18800	28800	109500	21600	32600	36400			389300	Torenus Elected 1
Count 2	Votes transferred	4000	7333	3111	1500	6555	3222	4000	6778	9445	- 60837	4444	4500	5944		5		Torenus' surplus distributed
	Progress totals	28400	30033	14111	14600	32555	12622	39000	25578	38245	48663	26044	37100	42344		5	389300	
Count 3 to 4	Votes transferred	1222	1388	677	511	2311	- 12622	1122	1322	1288		1488	566	722		5		Jones Excluded
	Progress totals	29622	31421	14788	15111	34866	0	40122	26900	39533	48663	27532	37666	43066		10	389300	
Count 5 to 8	Votes transferred	2021	3833	- 14788	1166	1477		1511	932	1266		866	1255	455		6		Mead Excluded
	Progress totals	31643	35254	0	16277	36343		41633	27832	40799	48663	28398	38921	43521		16	389300	
Count 9 to 14	Votes transferred	3211	1598		- 16277	3276		1666	1333	1211		1066	2311	600		5		Monks Excluded
	Progress totals	34854	36852		0	39619		43299	29165	42010	48663	29464	41232	44121		21	389300	
Count 15 to 23	Votes transferred	5810	2611			4832		2576	- 29165	3453		4432	2954	2488		9		McGuire Excluded
	Progress totals	40664	39463			44451		45875	0	45463	48663	33896	44186	46609		30	389300	
Count 24	Votes transferred	3800	1600			5000		1500		1700		- 21600	5300	2700		0		Evans part Excluded
	Progress totals	44464	41063			49451		47375		47163	48663	12296	49486	49309		30	389300	Purdon Elected 2, Degrassi Elected 3, Huxley Elected 4
Count 25 to 31	Votes transferred	3044	1544					1377		1421		- 7498			110	2		Evans part Excluded
	Progress totals	47508	42607			49451		48752		48584	48663	4798	49486	49309	110	32	389300	The Duke Of Avram Elected 5
Count 32 to 35	Votes transferred	2211	1155							200		- 3566			0	0		Evans part Excluded
	Progress totals	49719	43762			49451		48752		48784	48663	1232	49486	49309	110	32	389300	Burrows Elected 6, Dunbabin Elected 7

Southern Midlands Council



Southern Midlands Council

Polling closed at 10 am Tuesday 22 October 1996

Electors enrolled : 4123

Declarations returned : 2992

Response rate : 72.57 %

Declarations rejected : 42

Declarations admitted : 2950

Rejection rate : 1.40 %

Ballot paper adjustment : 7

Total ballot papers : 2943

Formal votes : 2876

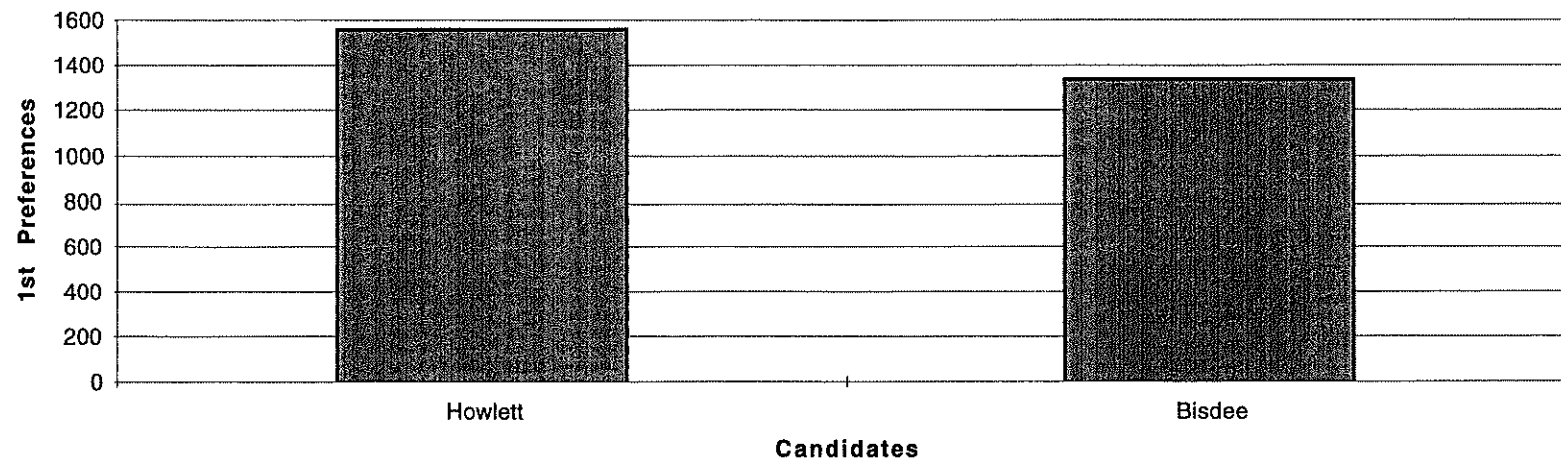
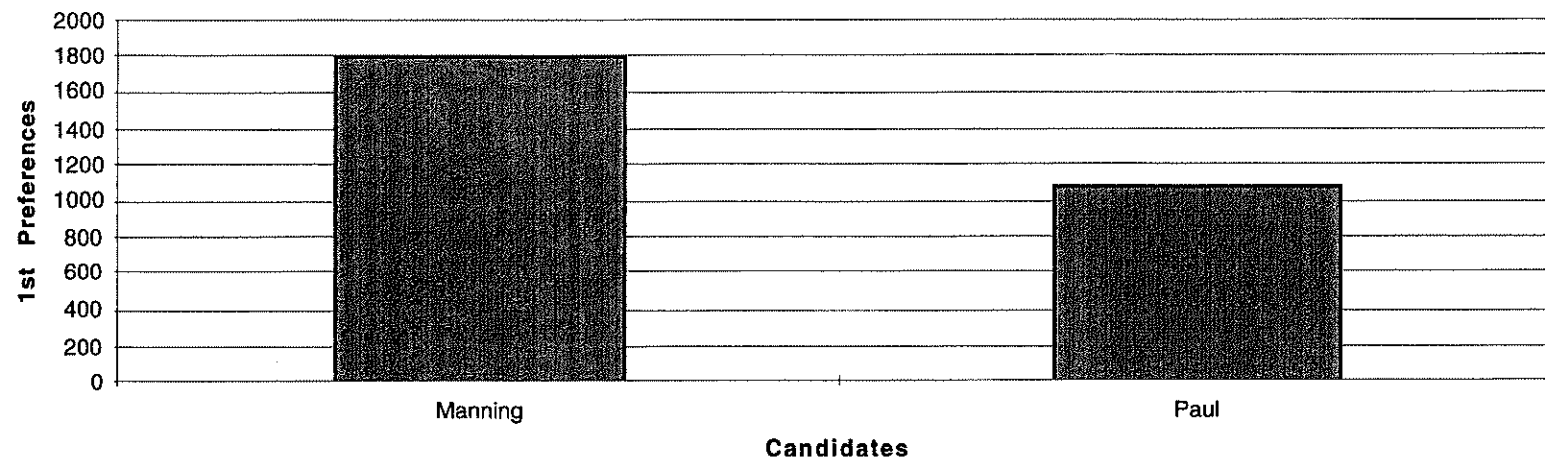
Informal ballot papers : 67

Informality rate : 2.28 %

$$\text{Quota} = \frac{2876 \times 100}{9 + 1} + 1 = 28761$$

Distribution of preferences (multiplied by 100)

		CANDIDATES											Exhausted	Loss by	Total Votes	Remarks
		Tankard	Pennicott	Bisdee	Howlett	Wiggins	Broadby	Manning	Paul	Beven	Cartledge	McShane	Votes	Fraction		
Count 1	Total	27200	26400	58800	62600	17000	6600	27900	13200	12400	21200	14300			287600	Howlett Elected 1, Bisdee Elected 2
Count 2	Votes transferred	1513	3405		- 33839	3297	1135	13189	5297	4162	756	1081		4		Howlett's surplus distributed
	Progress totals	28713	29805	58800	28761	20297	7735	41089	18497	16562	21956	15381		4	287600	Manning Elected 3, Pennicott Elected 4
Count 3	Votes transferred	5466		- 30039		3524	2145		9195	2247	4751	2707		4		Bisdee's surplus distributed
	Progress totals	34179	29805	28761	28761	23821	9880	41089	27692	18809	26707	18088		8	287600	Tankard Elected 5
Count 4	Votes transferred					3839	1313	- 12328	1818	2526	1010	1818		4		Manning's surplus distributed
	Progress totals	34179	29805	28761	28761	27660	11193	28761	29510	21335	27717	19906		12	287600	Paul Elected 6
Count 5	Votes transferred		- 1044			447	165			198	49	182		3		Pennicott's surplus distributed
	Progress totals	34179	28761	28761	28761	28107	11358	28761	29510	21533	27766	20088		15	287600	
Count 6	Votes transferred	- 5418				1316	708			810	1620	962		2		Tankard's surplus distributed
	Progress totals	28761	28761	28761	28761	29423	12066	28761	29510	22343	29386	21050		17	287600	Wiggins Elected 7, Cartledge Elected 8
Count 7	Votes transferred						208		- 749	353		187		1		Paul's surplus distributed
	Progress totals	28761	28761	28761	28761	29423	12274	28761	28761	22696	29386	21237		18	287600	
Count 8	Votes transferred					- 662	509			50		101		2		Wiggins' surplus distributed
	Progress totals	28761	28761	28761	28761	28761	12783	28761	28761	22746	29386	21338		20	287600	
Count 9	Votes transferred						214			117	- 625	292		2		Cartledge's surplus distributed
	Progress totals	28761	28761	28761	28761	28761	12997	28761	28761	22863	28761	21630		22	287600	
Count 10 to 18	Votes transferred						- 12997			5948		6944	100	5		Broadby Excluded
	Progress totals	28761	28761	28761	28761	28761	0	28761	28761	28811	28761	28574	100	27	287600	Beven Elected 9

Southern Midlands Mayor**Southern Midlands Deputy Mayor**

Southern Midlands Council

Polling closed at 10 am Tuesday 22 October 1996

Electors enrolled : 4123

Declarations returned : 2992

Response rate : 72.57 %

Declarations rejected : 42

Declarations admitted : 2950

Rejection rate : 1.40 %

Ballot paper adjustment : 7

Total ballot papers : 2943

Mayor

Formal votes : 2915

Informal ballot papers : 28

Informality rate : 1.63 %

		CANDIDATES		Total Votes	Remarks
		Howlett	Bisdee		
Count 1	Total	1 571	1 344	2 915	Howlett Elected Mayor

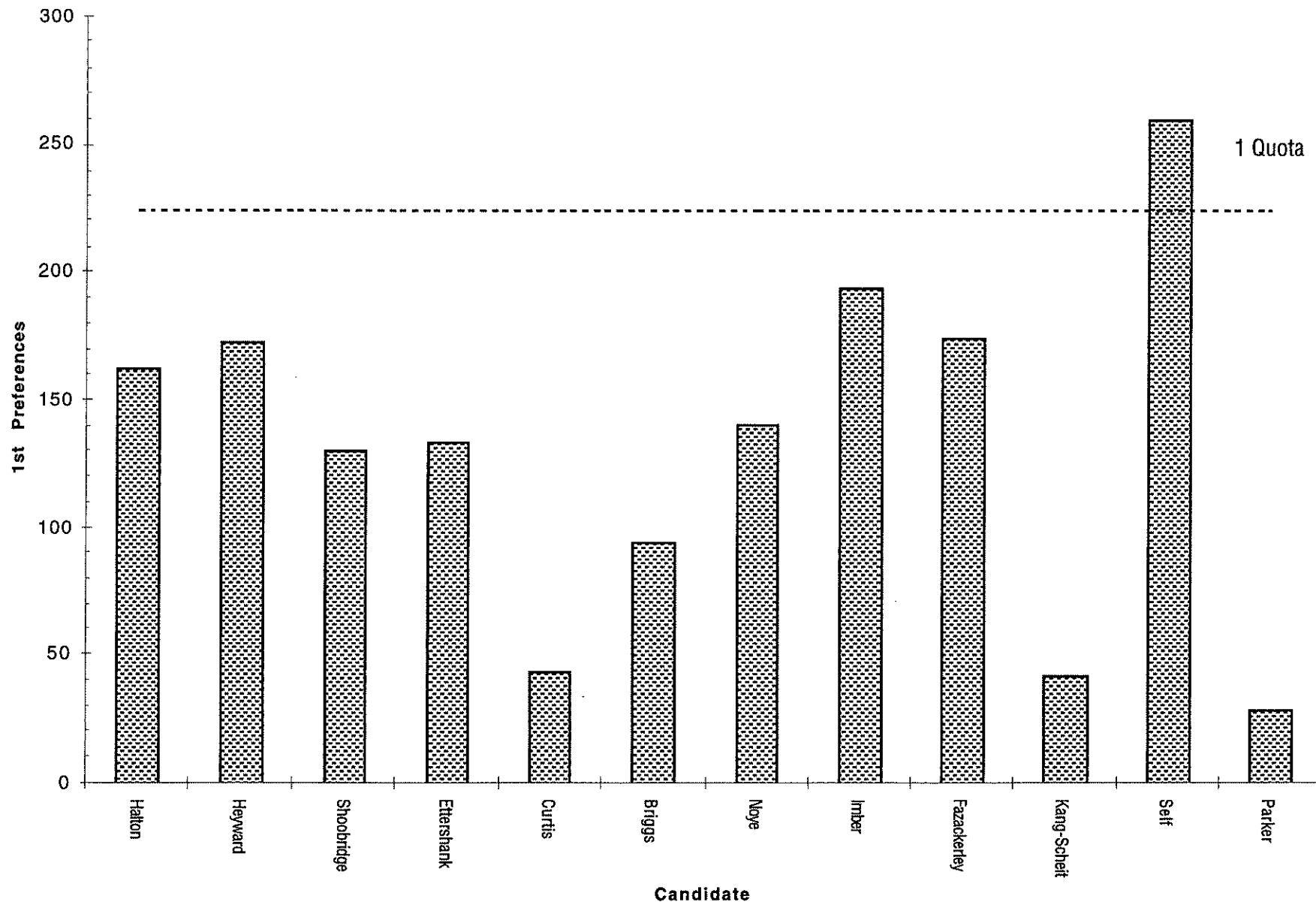
Deputy Mayor

Formal votes : 2883

Informal ballot papers : 61

Informality rate : 2.07 %

		CANDIDATES		Total Votes	Remarks
		Manning	Paul		
Count 1	Total	1 802	1 081	2 883	Manning Elected Deputy Mayor

Tasman Council

Tasman Council

Polling closed at 10 am Tuesday 22 October 1996

Electors enrolled : 2185
 Declarations returned : 1625
 Response rate : 74.37 %

Declarations rejected : 40
 Declarations admitted : 1585
 Rejection rate : 2.46 %

Ballot paper adjustment : 0
 Total ballot papers : 1585

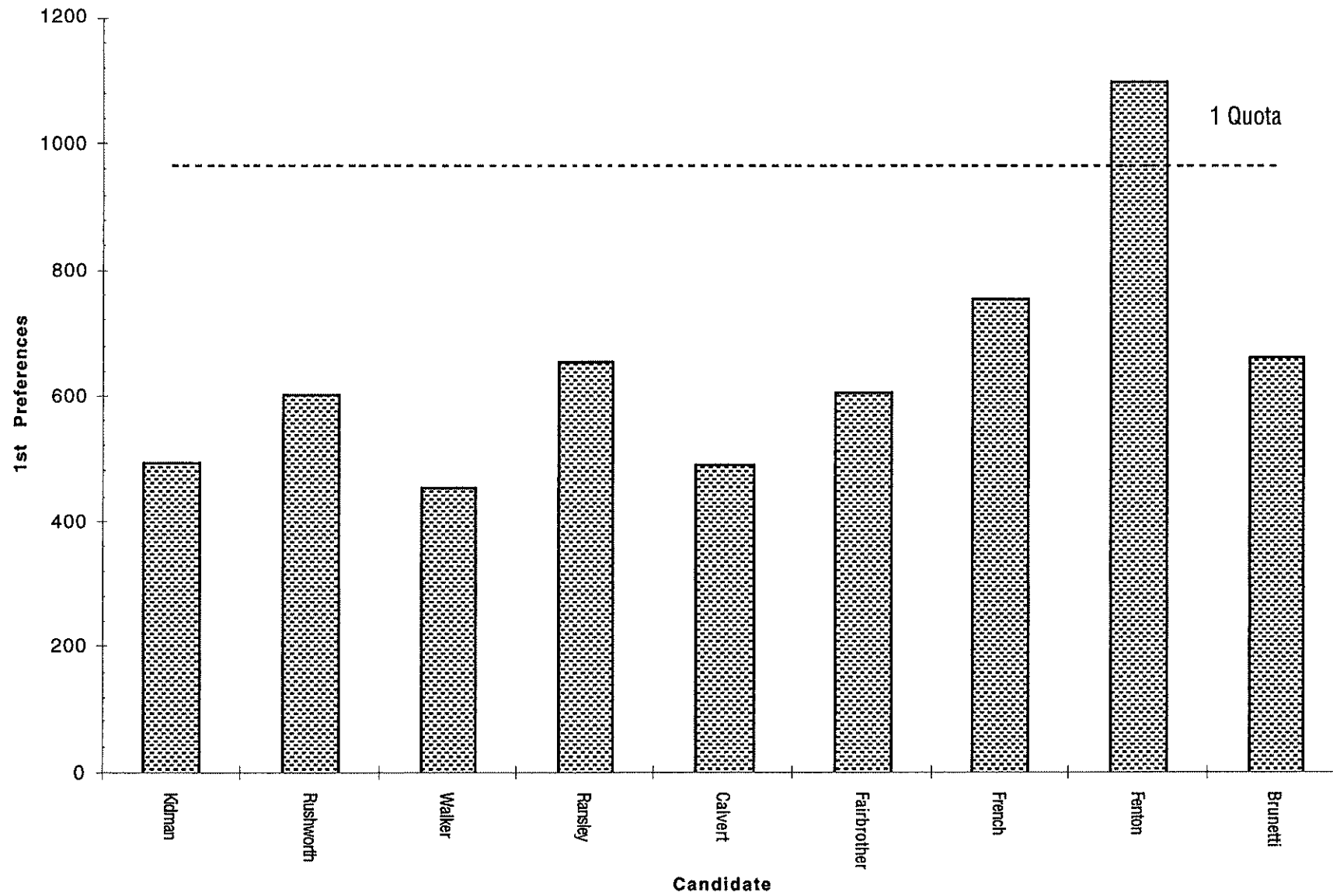
Formal votes : 1574
 Informal ballot papers : 11
 Informality rate : 0.69 %

$$\text{Quota} = \frac{1574 \times 100}{6 + 1} + 1 = 22486$$

Distribution of preferences (multiplied by 100)

		CANDIDATES											Exhausted	Loss by	Total Votes	Remarks		
		Hallon	Heyward	Shoobridge	Etherbank	Curtis	Briggs	Noya	Imber	Fazackerley	Kang-Scheit	Self	Parker	Votes	Fraction			
Count 1	Total	16200	17300	13000	13300	4300	9400	14100	19400	17400	4200	26000	2800			157400	Self Elected 1	
Count 2	Votes transferred	391	851	297	540	27	283	351	243	310	40	- 3514	175		6		Self's surplus distributed	
	Progress totals	16591	18151	13297	13840	4327	9683	14451	19643	17710	4240	22486	2975		6	157400		
Count 3 to 4	Votes transferred	413	0	454	300	313	313	313	327	540	0		- 2975		2		Parker Excluded	
	Progress totals	17004	18151	13751	14140	4640	9996	14764	19970	18250	4240	22486	0		8	157400		
Count 5 to 6	Votes transferred	513	200	400	1000	200	100	213	1113	500	- 4240				1		Kang-Scheit Excluded	
	Progress totals	17517	18351	14151	15140	4840	10096	14977	21083	18750	0	22486			9	157400		
Count 7 to 11	Votes transferred	300	313	613	1313	- 4840	500	200	1400	200					1		Curtis Excluded	
	Progress totals	17817	18664	14764	16453	0	10596	15177	22483	18950		22486			10	157400		
Count 12	Votes transferred	600	2500	1300	300		- 9400	2700	1400	600					0		Briggs partially Excluded	
	Progress totals	18417	21164	16064	16753		1196	17877	23883	19550		22486			10	157400	Imber Elected 2	
Count 13 to 17	Votes transferred	127	181	153	127		- 1196	281		327					0		Briggs fully Excluded	
	Progress totals	18544	21345	16217	16880		0	18158	23883	19877		22486			10	157400		
Count 18	Votes transferred	199	498	0	199			199	- 1397	299					3		Imber's surplus distributed	
	Progress totals	18743	21843	16217	17079			18357	22486	20176		22486			13	157400		
Count 19	Votes transferred	4600	2800	- 13000	1800			1300		2500					0		Shoobridge part Excluded	
	Progress totals	23343	24643	3217	18879			19657	22486	22676		22486			13	157400	Heyward Elected 3, Hallon Elected 4, Fazackerley Elected 5	
Count 20 to 30	Votes transferred			- 3217	934			2142							140	1	Shoobridge fully Excluded	
	Progress totals	23343	24643	0	19813			21799	22486	22676		22486			140	14	157400	
Count 31	Votes transferred		- 2157		770			1232							154	1	Heyward's surplus distributed	
	Progress totals	23343	22486		20583			23031	22486	22676		22486			294	15	157400	Noya Elected 6

Waratah - Wynyard Council



Waratah - Wynyard Council

Polling closed at 10 am Tuesday 22 October 1996

Electors enrolled : 9703
 Declarations returned : 5965
 Response rate : 61.48 %

Declarations rejected : 97
 Declarations admitted : 5868
 Rejection rate : 1.63 %

Ballot paper adjustment : 5
 Total ballot papers : 5863

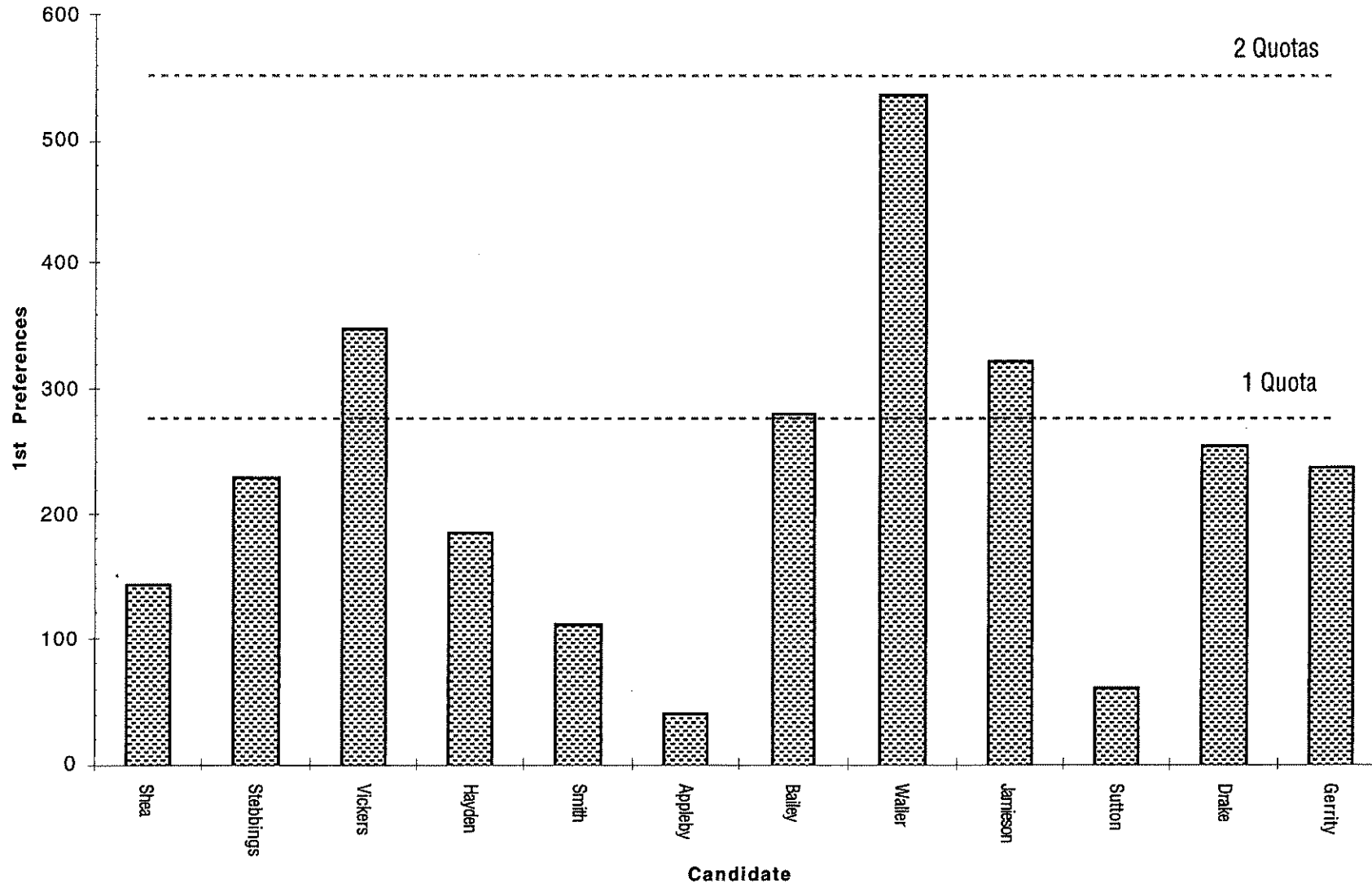
Formal votes : 5814
 Informal ballot papers : 49
 Informality rate : 0.84 %

$$\text{Quota} = \frac{5814 \times 100}{5 + 1} + 1 = 96901$$

Distribution of preferences (multiplied by 100)

		CANDIDATES									Exhausted	Loss by	Total Votes	Remarks
		Kidman	Rushworth	Walker	Ransley	Calvert	Fairbrother	French	Fenton	Brunetti	Votes	Fraction		
Count 1	Total	49300	60300	45600	65500	48800	60500	75300	109900	66200			581400	Fenton Elected 1
Count 2	Votes transferred	898	532	1726	3583	745	1525	2957	- 12999	1029		4	581400	Fenton's surplus distributed
	Progress totals	50198	60832	47326	69083	49545	62025	78257	96901	67229		4		
Count 3 to 4	Votes transferred	5536	4347	- 47326	12061	4741	6795	9754		4089		3		Walker Excluded
	Progress totals	55734	65179	0	81144	54286	68820	88011	96901	71318		7	581400	
Count 5 to 8	Votes transferred	5276	23065		6829	- 54286	6941	6100		6070		5		Calvert Excluded
	Progress totals	61010	88244		87973	0	75761	94111	96901	77388		12	581400	
Count 9	Votes transferred	- 49300	20500		5700		10700	4600		7800		0		Kidman part Excluded
	Progress totals	11710	108744		93673		86461	98711	96901	85188		12	581400	Rushworth Elected 2, French Elected 3
Count 10 to 13	Votes transferred	- 10734			3937		3613			2959	223	2		Kidman part Excluded
	Progress totals	976	108744		97610		90074	98711	96901	88147	223	14	581400	Ransley Elected 4
Count 14 to 16	Votes transferred	- 976					329			646	0	1		Kidman fully Excluded
	Progress totals	0	108744		97610		90403	98711	96901	88793	223	15	581400	
Count 17	Votes transferred		- 11843				7452			3755	635	1		Rushworth's surplus distributed
	Progress totals		96901		97610		97855	98711	96901	92548	858	16	581400	Fairbrother Elected 5

West Coast Council



West Coast Council

Polling closed at 10 am Tuesday 22 October 1996

Electors enrolled : 4157
 Declarations returned : 2875
 Response rate : 69.16 %

Declarations rejected : 69
 Declarations admitted : 2806
 Rejection rate : 2.40 %

Ballot paper adjustment : 0
 Total ballot papers : 2806

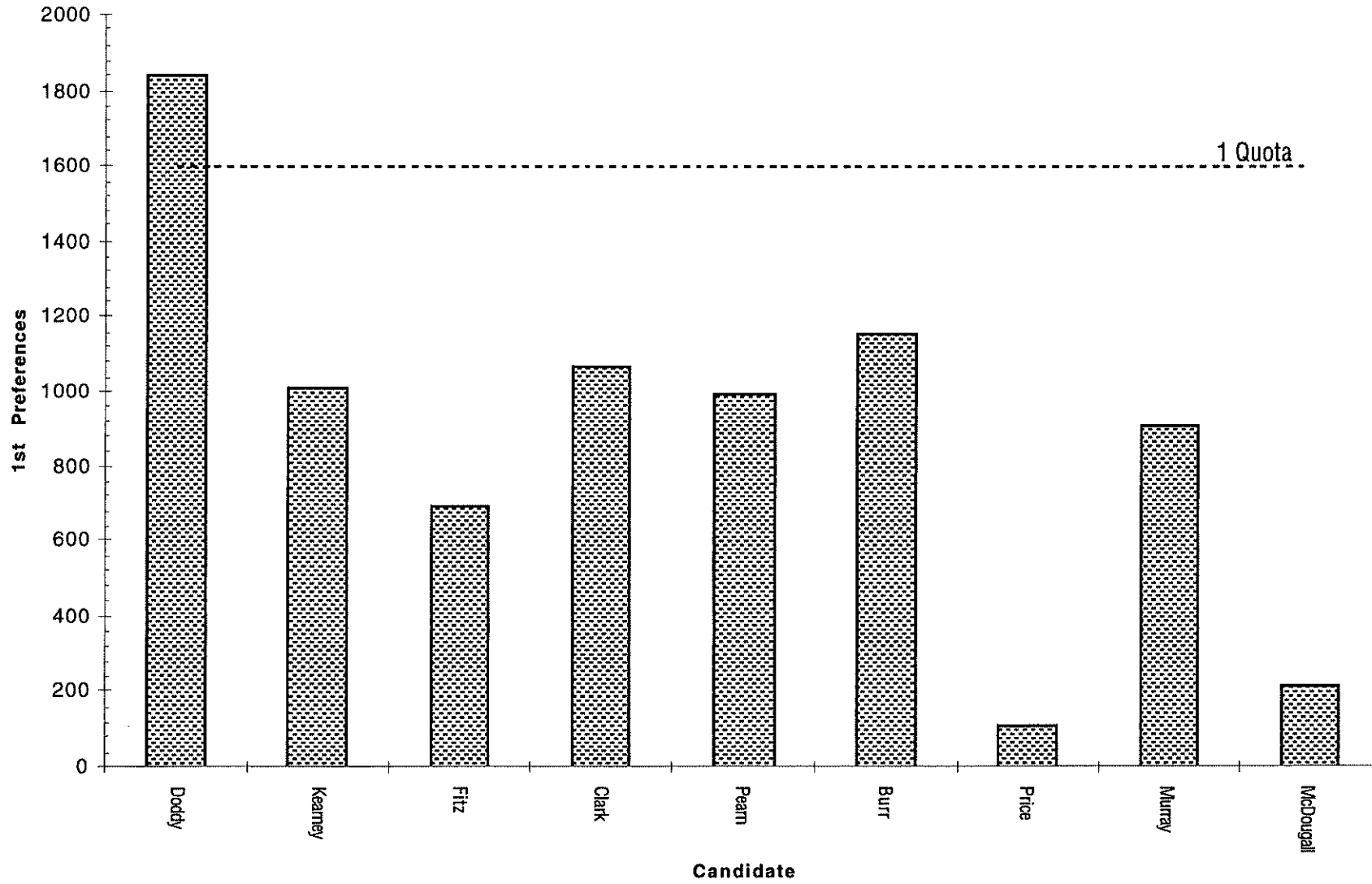
Formal votes : 2761
 Informal ballot papers : 45
 Informality rate : 1.60 %

$$\text{Quota} = \frac{2761 \times 100}{9 + 1} + 1 = 27611$$

Distribution of preferences (multiplied by 100)

		CANDIDATES											Exhausted Votes	Loss by Fraction	Total Votes	Remarks
		Shea	Stebbings	Vickers	Hayden	Smith	Appleby	Bailey	Waller	Jamieson	Sutton	Drake				
Count 1	Total	14300	22900	35000	18700	11200	4200	28200	53700	32300	6300	25500	23800		276100	Waller Elected 1, Vickers Elected 2, Jamieson Elected 3, Bailey Elected 4
Count 2	Votes transferred	6412	4372		7676	1263	1020		- 26089		2089	1360	1894		3	Waller's surplus distributed
	Progress totals	20712	27272	35000	26376	12463	5220	28200	27611	32300	8389	26860	25694		3	276100
Count 3	Votes transferred	570	527	- 7389	316	1604	1308				295	1984	781		4	Vickers' surplus distributed
	Progress totals	21282	27799	27611	26692	14067	6528	28200	27611	32300	8684	28844	26475		7	276100
Count 4	Votes transferred	493			217	2250	435			- 4689	333		958		3	Jamieson's surplus distributed
	Progress totals	21775	27799	27611	26909	16317	6963	28200	27611	27611	9017	28844	27433		10	276100
Count 5	Votes transferred	102			100	81	79	- 589			56		169		2	Bailey's surplus distributed
	Progress totals	21877	27799	27611	27009	16398	7042	27611	27611	27611	9073	28844	27602		12	276100
Count 6	Votes transferred	104			144	354	327				104	- 1233	196		4	Drake's surplus distributed
	Progress totals	21981	27799	27611	27153	16752	7369	27611	27611	27611	9177	27611	27798		16	276100
Count 7	Votes transferred	45	- 188		52	30	15				45				1	Stebbings' surplus distributed
	Progress totals	22026	27611	27611	27205	16782	7384	27611	27611	27611	9222	27611	27798		17	276100
Count 8	Votes transferred	37			37	12	49				49		- 187		3	Gerrity's surplus distributed
	Progress totals	22063	27611	27611	27242	16794	7433	27611	27611	27611	9271	27611	27611		20	276100
Count 9	Votes transferred	1400			700	1300	- 4200				800				0	Appleby part Excluded
	Progress totals	23463	27611	27611	27942	18094	3233	27611	27611	27611	10071	27611	27611		20	276100
Count 10 to 16	Votes transferred	1127				1485	- 3233				616				5	Appleby fully Excluded
	Progress totals	24590	27611	27611	27942	19579	0	27611	27611	27611	10687	27611	27611		25	276100
Count 17	Votes transferred	47			- 331	47					236				1	Hayden's surplus distributed
	Progress totals	24637	27611	27611	27611	19626		27611	27611	27611	10923	27611	27611		26	276100
Count 18	Votes transferred	4500				1800					- 6300				0	Sutton part Excluded
	Progress totals	29137	27611	27611	27611	21426		27611	27611	27611	4623	27611	27611		26	276100

West Tamar Council



West Tamar Council

Polling closed at 10 am Tuesday 22 October 1996

Electors enrolled : 13971
 Declarations returned : 8174
 Response rate : 58.51 %

Declarations rejected : 99
 Declarations admitted : 8075
 Rejection rate : 1.21 %

Ballot paper adjustment : 7
 Total ballot papers : 8068

Formal votes : 8004
 Informal ballot papers : 64
 Informality rate : 0.79 %

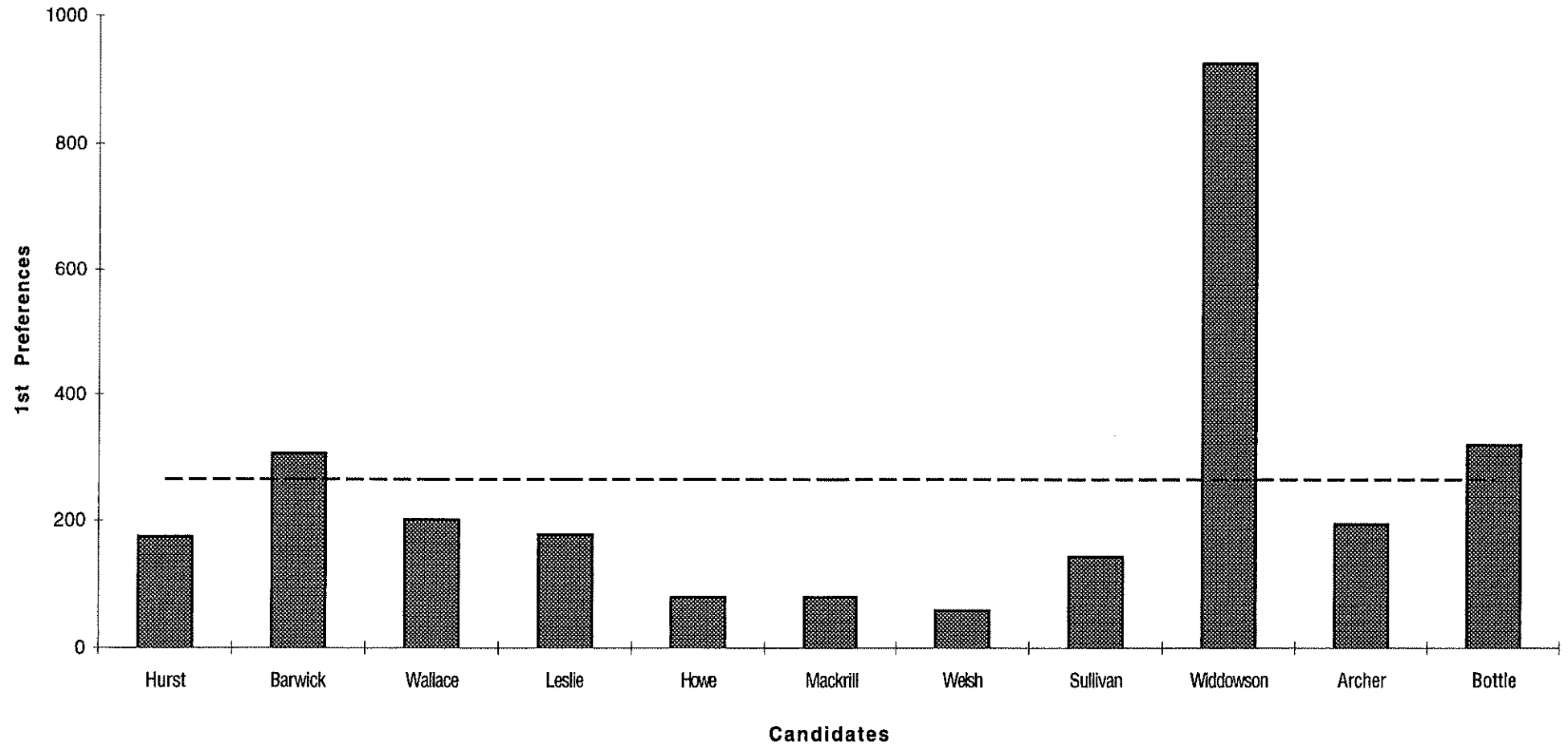
$$\text{Quota} = \frac{8004 \times 100}{4 + 1} + 1 = 160081$$

Distribution of preferences (multiplied by 100)

		CANDIDATES									Exhausted Votes	Loss by Fraction	Total Votes	Remarks
		Doddy	Kearney	Fitz	Clark	Peam	Burr	Price	Murray	McDougal				
Count 1	Total	184400	100900	69400	107300	99200	116000	11000	90800	21400			800400	Doddy Elected 1
Count 2	Votes Transferred	- 24319	5802	2598	3349	1569	6462	593	2690	1252		4		Doddy's surplus distributed
	Progress Totals	160081	106702	71998	110649	100769	122462	11593	93490	22652		4	800400	
Count 3 to 4	Votes Transferred		2358	1292	1152	713	2105	- 11593	2305	1665		3		Price Excluded
	Progress Totals	160081	109060	73290	111801	101482	124567	0	95795	24317		7	800400	
Count 5 to 8	Votes Transferred		4316	3244	3563	2305	4624		6263	- 24317		2		McDougal Excluded
	Progress Totals	160081	113376	76534	115364	103787	129191		102058	0		9	800400	
Count 9 to 16	Votes Transferred		20324	- 76534	14487	12774	15279		13127		539	4		Fitz Excluded
	Progress Totals	160081	133700	0	129851	116561	144470		115185		539	13	800400	
Count 17	Votes Transferred		22900		25200	16700	25600		- 90800		400	0		Murray part Excluded
	Progress Totals	160081	156600		155051	133261	170070		24385		939	13	800400	Burr Elected 2
Count 18 to 22	Votes Transferred		3559		3980	3210			- 11045		291	5		Murray part Excluded
	Progress Totals	160081	160159		159031	136471	170070		13340		1230	18	800400	Kearney Elected 3
Count 23 to 25	Votes Transferred				5713	5000			- 12213		1500	0		Murray part Excluded
	Progress Totals	160081	160159		164744	141471	170070		1127		2730	18	800400	Clark Elected 4

1995 George Town Council Election

1995 George Town Council Election



George Town Council

Polling closed at 6 pm Saturday 18 March 1995

Electors enrolled : 4972
 Declarations returned : 2771
 Response rate : 55.73 %

Declarations rejected : 59
 Declarations admitted : 2712
 Rejection rate : 2.09 %

Ballot paper adjustment : 1
 Total ballot papers : 2711

Formal votes : 2676
 Informal ballot papers : 35
 Informality rate : 1.29 %

$$\text{Quota} = \frac{2676 \times 100}{9 + 1} + 1 = 26761$$

Distribution of preferences (multiplied by 100)

		CANDIDATES															
		Hurst	Barwick	Wallace	Leslie	Howe	Mackrill	Webb	Sullivan	Widdowson	Archer	Bottle	Exhausted Votes	Loss by Fraction	Total Votes	Remarks	
Count 1	Total	17600	30700	20300	17800	8000	8000	6000	14700	92900	19500	32100			267600	Widdowson Elected 1, Bottle Elected 2, Barwick Elected 3	
Count 2	Votes transferred	4200		7546	8543	2918	4271	4556	10109	- 66139	23992		4			Widdowson's surplus distributed	
	Progress totals	21800	30700	27846	26343	10918	12271	10556	24809	26761	43492	32100	4		267600	Archer Elected 4, Wallace Elected 5,	
Count 3	Votes transferred	864			1230	432	449	665	1696			- 5339	3			Bottle's surplus distributed	
	Progress totals	22664	30700	27846	27573	11350	12720	11221	26505	26761	43492	26761	7		267600	Leslie Elected 6	
Count 4	Votes transferred	1167	- 3939			436	551	603	1167				12	3		Barwick's surplus distributed	
	Progress totals	23831	26761	27846	27573	11786	13271	11824	27672	26761	43492	26761	12	10	267600	Sullivan Elected 7	
Count 5	Votes transferred	6851				2829	3524	3524		- 16731			0	3		Archer's surplus distributed	
	Progress totals	30682	26761	27846	27573	14615	16795	15348	27672	26761	26761	26761	12	13	267600	Hurst Elected 8	
Count 6	Votes transferred			- 1085		327	470	286					0	2		Wallace's surplus distributed	
	Progress totals	30682	26761	26761	27573	14942	17265	15634	27672	26761	26761	26761	12	15	267600		
Count 7	Votes transferred				- 812	230	351	230					0	1		Leslie's surplus distributed	
	Progress totals	30682	26761	26761	26761	15172	17616	15864	27672	26761	26761	26761	12	16	267600		
Count 8	Votes transferred					280	230	400	- 911				0	1		Sullivan's surplus distributed	
	Progress totals	30682	26761	26761	26761	15452	17846	16264	26761	26761	26761	26761	12	17	267600		
Count 9	Votes transferred	- 3921				1363	1534	1022					0	2		Hurst's surplus distributed	
	Progress totals	26761	26761	26761	26761	16815	19380	17286	26761	26761	26761	26761	12	19	267600		
Count 10 - 18	Votes transferred					- 16815	7835	8772					205	3		Howe fully Excluded	
	Progress totals	26761	26761	26761	26761	0	27215	26058	26761	26761	26761	26761	217	22	267600	Mackrill Elected 9	

Casual Vacancies

Summary of By-Elections and Recounts

1994

	Council	Retiring Member	Elected Candidate
By-Elections			
6 August	Huon Valley	Gillian Archer	Susan Clark
17 December	Break O'Day	Andrew MacGregor	Brenda Blunt
Recounts			
29 April	*George Town	Peter Coogan	Robert Wallace
2 May	*New Norfolk	Peter Binny	Paul Volta
15 December	Kingborough	Gerry Verdouw	Steve Wass
* Denotes recounts published in "Local Government Election Report 1994"			

1995

	Council	Retiring Member	Elected Candidate
By-Elections			
1 April	West Coast	Dale Bryan	Douglas B Hayden
29 April	Dorset	Olive M Bennett	Jeremy Carins
1 September	Central Highlands	Ian Downie	Peter Francis McShane (unopposed)
7 October	Dorset	Keith Rosier - Deceased	Merilyn Briggs
Recounts			
2 May	Circular Head	Nicki Stephens	Peter J Benson
19 May	Glenorchy	John Jury	Paul G Ford
15 October	Kentish	John Timmerman	Lyle Q Thomas
27 November	Latrobe	Miles Ford - Deceased	John L Perkins

1996

	Council	Retiring Member	Elected Candidate
By-Elections			
19 June	Kentish	Christopher Bramich	Des Brown
2 July	Meander Valley	Denise Swan	Sonia Chirgwin
Recounts			
7 March	Sorell	Peter Simmonds	Brian Edward Rainbird (unopposed)
1 April	Flinders	Roy McCormick	Stephen Philip Mason
By-Elections held in conjunction with the 1996 elections (Where councillors resign within 3 months of the elections)			
	George Town	Pat Bottle	
	Latrobe	Gary Poulton	
	Sorell	Jeff Morley	
	Sorell	Nicki Trenham	
	Tasman	Rosemary McGinniss	
	Tasman	Siggy Kerstan	

Huon Valley Council By-Election

Polling closed at 6 pm Saturday 6 August 1994

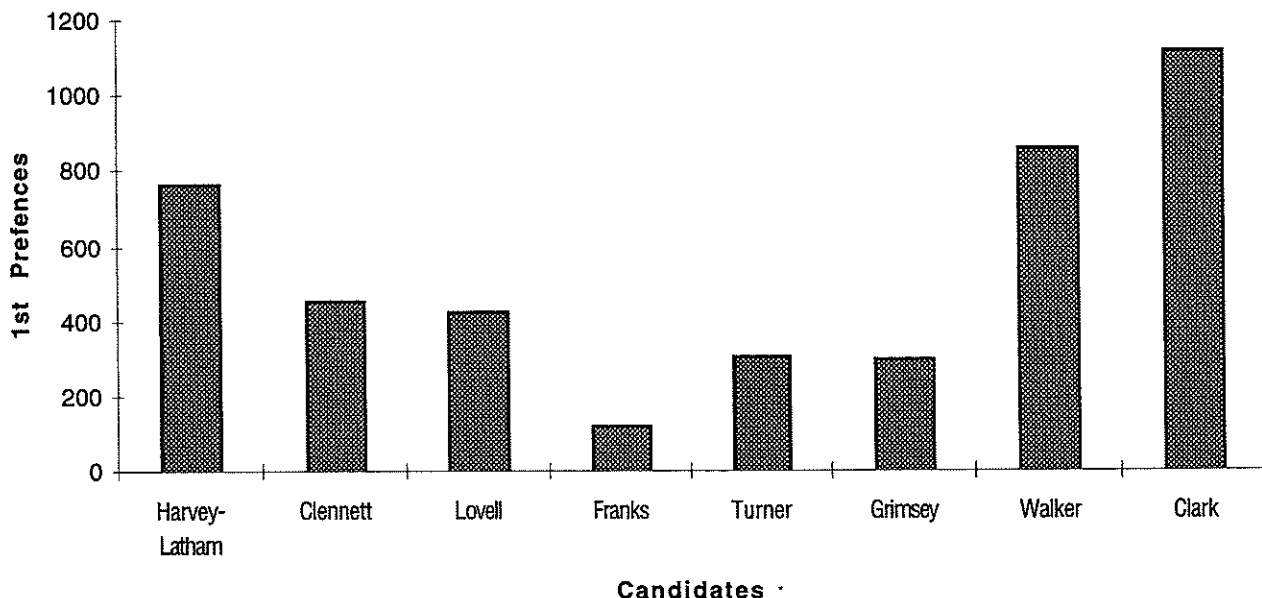
By-election due to the resignation of Councillor Gillian Archer

Electors enrolled : 8761	Declarations rejected : 100	Ballot paper adjustment : 4	Formal votes : 4338
Declarations returned : 4451	Declarations admitted : 4351	Total ballot papers : 4347	Informal ballot papers : 9
Response rate : 50.8 %	Rejection rate : 2.25 %		Informality rate : 0.2 %

Distribution of preferences

	CANDIDATES								Exhausted Votes	Total Votes	Absolute Majority	Remarks
	Harvey- Latham	Clennett	Lovell	Franks	Turner	Grimsey	Walker	Clark				
Count 1 Total	769	454	426	120	303	296	857	1113	0	4338	2170	
Count 2 Votes transferred	15	15	23	- 120	6	9	13	28	11			Franks Excluded
Progress totals	784	469	449	0	309	305	870	1141	11	4338	2164	
Count 3 Votes transferred	40	34	27		34	- 305	89	52	29			Grimsey Excluded
Progress totals	824	503	476		343	0	959	1193	40	4338	2150	
Count 4 Votes transferred	87	37	57		- 343		81	69	12			Turner Excluded
Progress totals	911	540	533		0		1040	1262	52	4338	2144	
Count 5 Votes transferred	123	101	- 533				118	148	43			Lovell Excluded
Progress totals	1034	641	0				1158	1410	95	4338	2122	
Count 6 Votes transferred	210	- 641					168	210	53			Clennett Excluded
Progress totals	1244	0					1326	1620	148	4338	2096	
Count 7 Votes transferred	- 1244						622	549	73			Harvey-Latham Excluded
Progress totals	0						1948	2169	221	4338	2059	Clark Elected

Huon Valley Council By-Election (Archer)



Break O'Day Council By-Election

Polling closed at 6 pm Saturday 17 December 1994

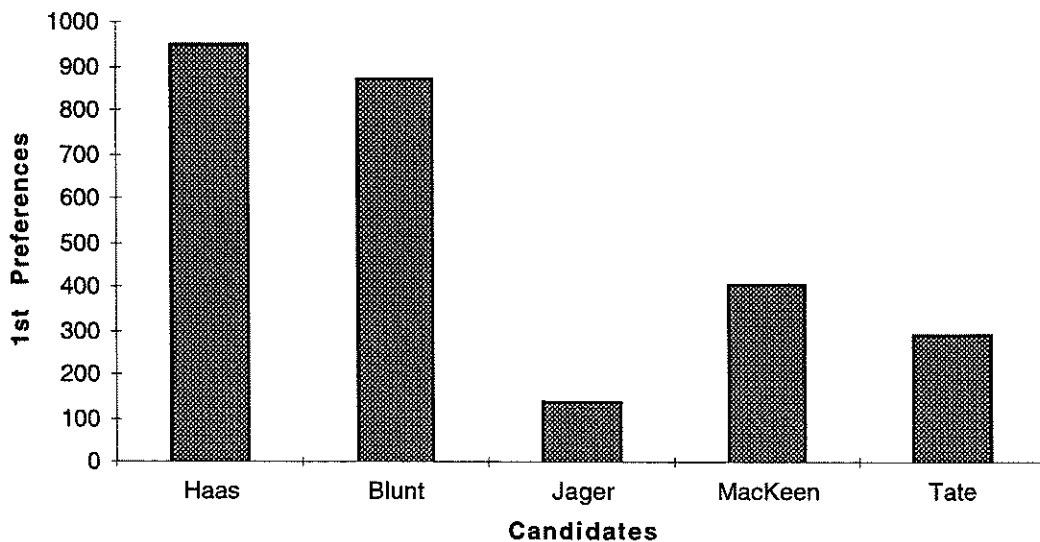
By-election due to the resignation of Councillor Andrew MacGregor

Electors enrolled : 4709	Declarations rejected : 67	Formal votes : 2656
Declarations returned : 2732	Declarations admitted : 2665	Informal ballot papers : 9
Response rate : 58.02 %	Rejection rate : 2.45 %	Informality rate : 0.34 %

Distribution of preferences

	CANDIDATES					Exhausted Votes	Total Votes	Absolute Majority	Remarks
	Haas	Blunt	Jager	MacKeen	Tate				
Count 1 Total	953	870	140	404	289		2656	1329	
Count 2 Votes transferred	30	50	- 140	14	26	20			Jager excluded
Progress totals	983	920	0	418	315	20	2656	1319	
Count 3 Votes transferred	78	143		82	- 315	12			Tate excluded
Progress totals	1061	1063		500	0	32	2656	1313	
Count 4 Votes transferred	151	320		- 500		29			MacKeen excluded
Progress totals	1212	1383		0		61	2656	1298	Blunt Elected

Break O'Day Council By-Election (MacGregor)



Kingborough Council Recount

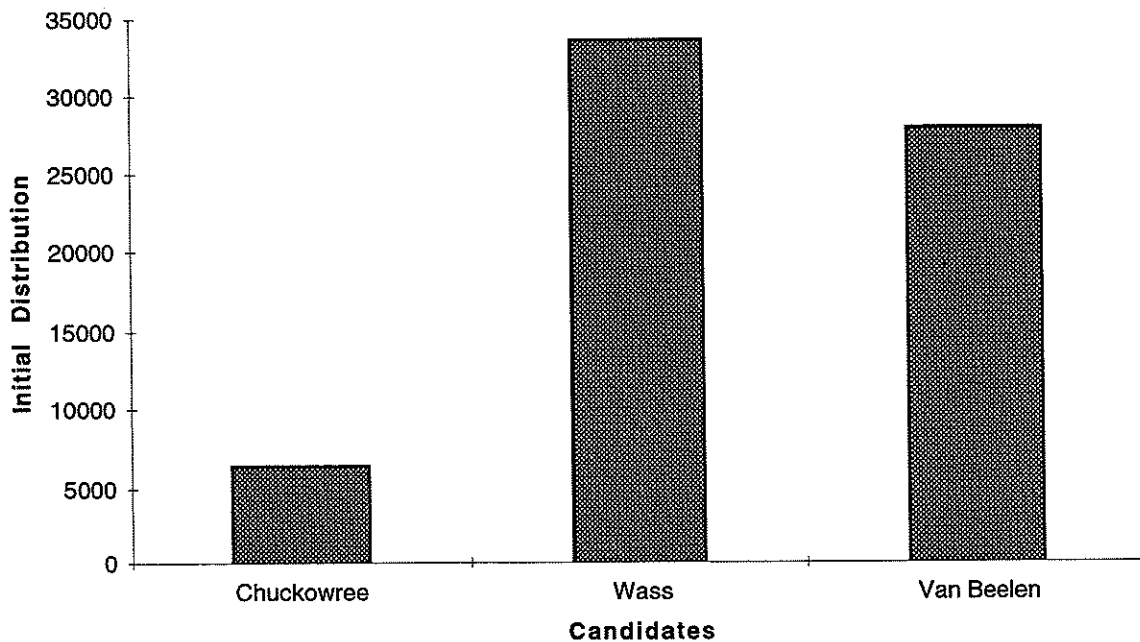
Recount commenced noon Thursday 15 December 1994

Recount due to the resignation of Councillor Gerry Verdouw

Distribution of preferences (multiplied by 100)

		CANDIDATES			Exhausted Votes	Loss by fraction	Total Votes	Absolute Majority	Remarks
		Chuckowree	Wass	Van Beelen					
Count 1	Total	6410	33653	27892	565	4	68524	34263	Initial Distribution of Verdouw's votes
Count 2	Votes transferred	- 4200	2900	1300	0	0			Chuckowree excluded
	Progress totals	2210	36553	29192	565	4	68524	34263	Wass Elected

Kingborough Council Recount (Verdouw)



West Coast Council By-Election

Polling closed at 6 pm Saturday 1 April 1995

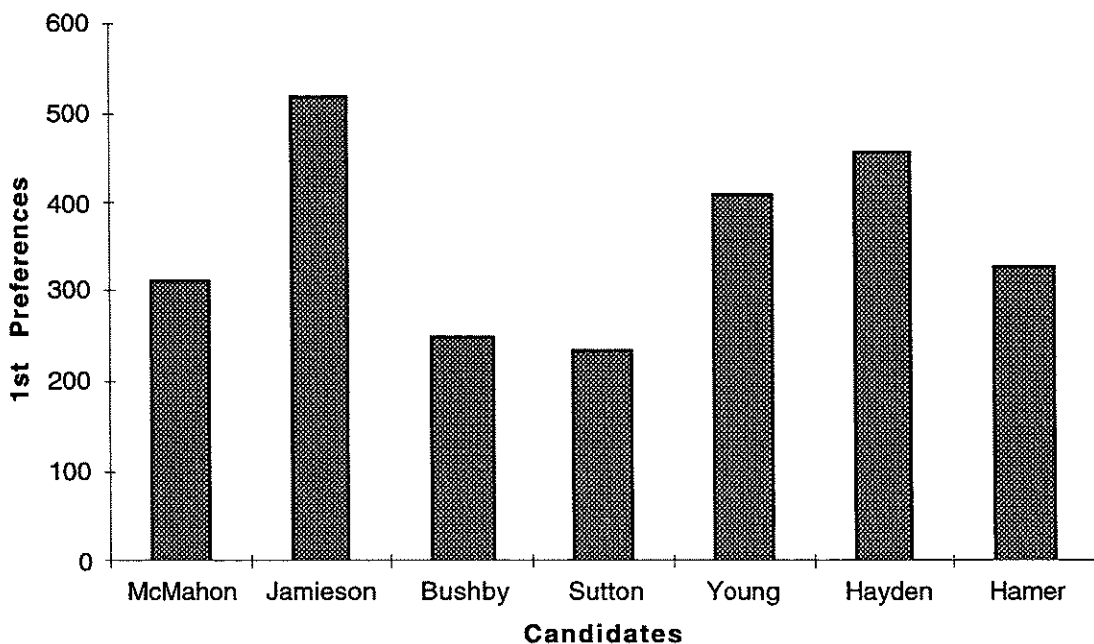
By-election due to the resignation of Councillor Dale Bryan

Electors enrolled : 4221	Declarations rejected : 34	Formal votes : 2513
Declarations returned : 2553	Declarations admitted : 2519	Informal ballot papers : 6
Response rate : 60.48 %	Rejection rate : 1.35 %	Informality rate : 0.24 %

Distribution of preferences

		CANDIDATES							Exhausted Votes	Total Votes	Absolute Majority	Remarks
		McMahon	Jamieson	Bushby	Sutton	Young	Hayden	Hamer				
Count 1	Total	313	519	251	235	407	457	331		2513	1257	
Count 2	Votes transferred	12	11	37	- 235	46	90	27	12			Sutton excluded
	Progress totals	325	530	288	0	453	547	358	12	2513	1251	
Count 3	Votes transferred	12	21	- 288		120	98	30	7			Bushby excluded
	Progress totals	337	551	0		573	645	388	19	2513	1248	
Count 4	Votes transferred	- 337	230			28	20	41	18			McMahon excluded
	Progress totals	0	781			601	665	429	37	2513	1239	
Count 5	Votes transferred		113			150	123	- 429	43			Hamer excluded
	Progress totals		894			751	788	0	80	2513	1217	
Count 6	Votes transferred		212			- 751	505		34			Young excluded
	Progress totals		1106			0	1293		114	2513	1200	Hayden Elected

West Coast Council By-Election (Bryan)



Dorset Council By-Election

Polling closed at 6 pm Saturday 29 April 1995

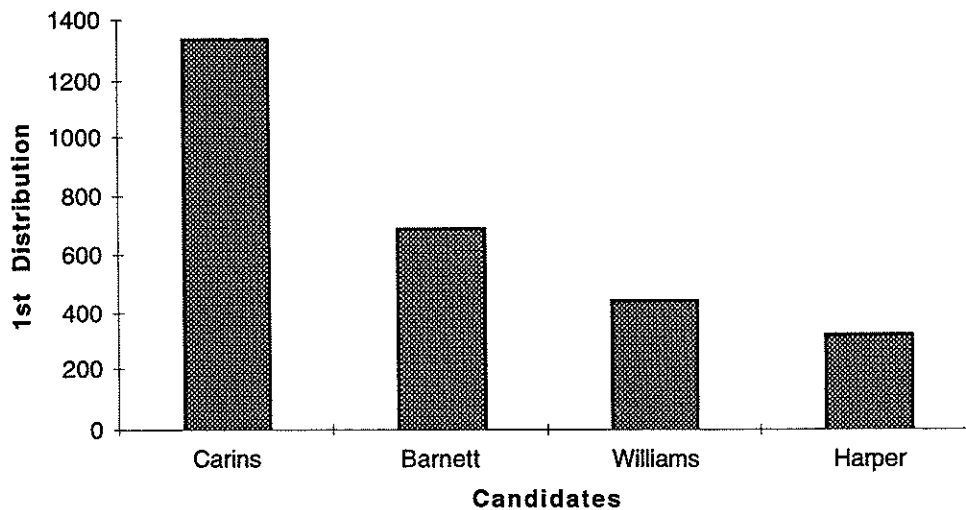
By-election due to the resignation of Councillor Olive Bennett

Electors enrolled : 5329	Declarations rejected : 71	Formal votes : 2784
Declarations returned : 2863	Declarations admitted : 2792	Informal ballot papers : 8
Response rate : 53.72 %	Rejection rate : 2.50 %	Informality rate : 0.29 %

Distribution of preferences

		CANDIDATES				Exhausted Votes	Total Votes	Absolute Majority	Remarks
		Carins	Barnett	Williams	Harper				
Count 1	Total	1335	693	438	318	0	2784	1393	
Count 2	Votes transferred	171	85	52	- 318	10			Harper Excluded
	Progress totals	1506	778	490	0	10	2784	1388	Carins Elected

Dorset Council By-Election (Bennett)



Dorset Council By-Election

Polling closed at 6 pm Saturday 7 October 1995

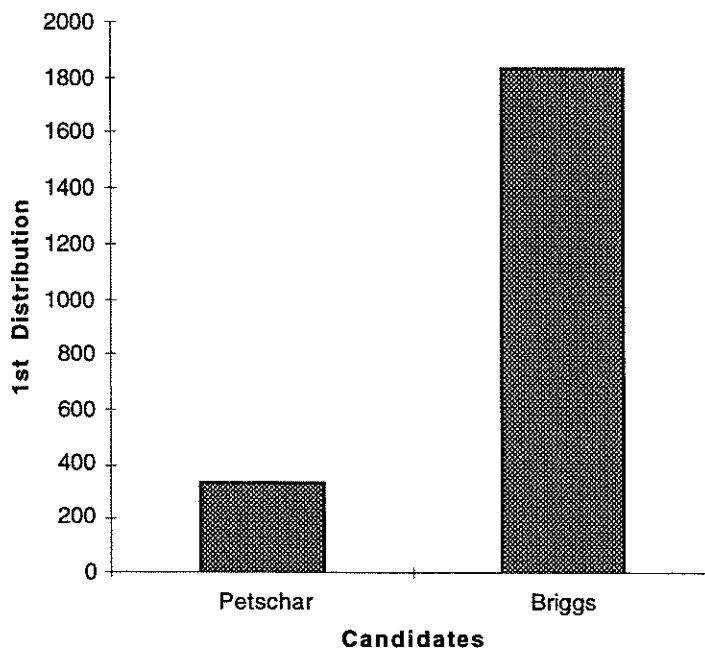
By-election due to the death of Councillor Keith Rosier

Electors enrolled : 5178	Declarations rejected : 51	Formal votes : 2171
Declarations returned : 2242	Declarations admitted : 2191	Informal ballot papers : 20
Response rate : 43.30 %	Rejection rate : 2.32 %	Informality rate : 0.92 %

Distribution of preferences

		CANDIDATES		Total Votes	Absolute Majority	Remarks
		Petschar	Briggs			
Count 1	Total	329	1842	2171	1086	Briggs Elected

Dorset Council By-Election (Rosier)



Circular Head Council Recount

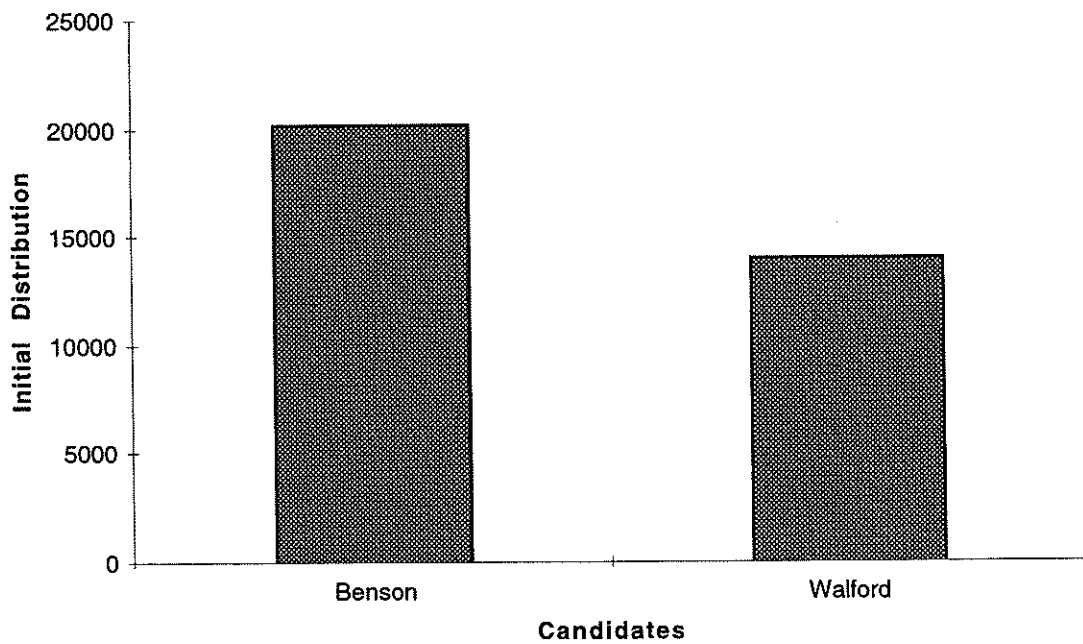
Recount commenced noon Tuesday 2 May 1995

Recount due to the resignation of Councillor Nicki Stephens

Distribution of preferences (multiplied by 100)

		CANDIDATES		Exhausted Votes	Loss by fraction	Total Votes	Remarks
		Benson	Walford				
Count 1	Total	20193	14092	265	5	34555	Benson Elected

Circular Head Council Recount (Stephens)



Glenorchy City Council Recount

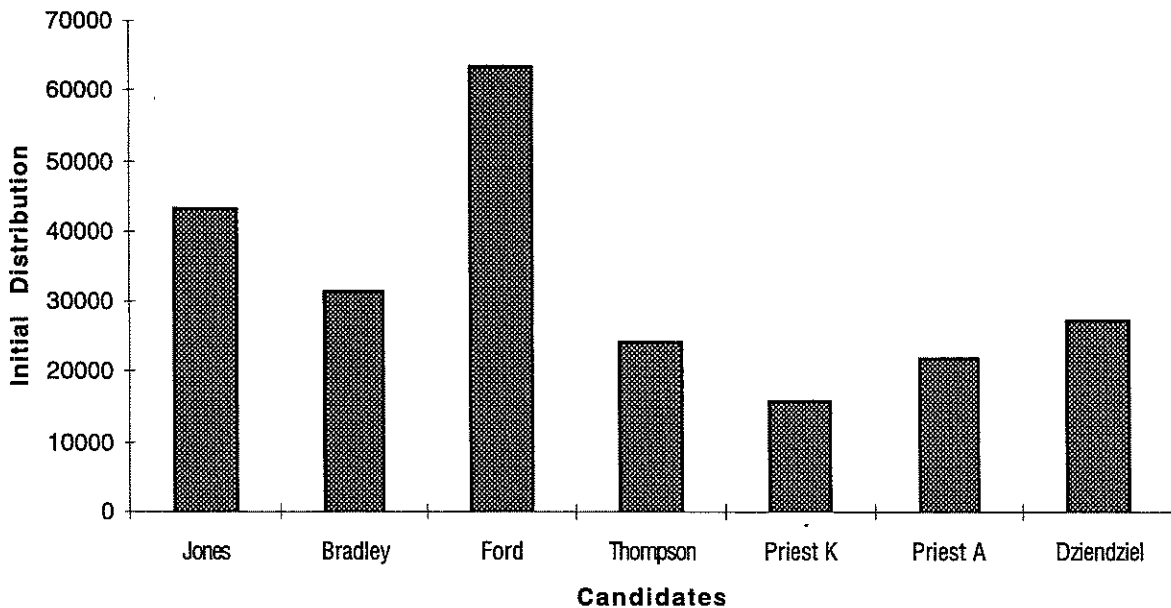
Recount commenced noon Friday 19 May 1995

Recount due to the resignation of Councillor John Jury

Distribution of preferences (multiplied by 100)

		CANDIDATES							Exhausted Votes	Loss by fraction	Total Votes	Absolute Majority	Remarks
		Jones	Bradley	Ford	Thompson	Priest K	Priest A	Dziendziel					
Count 1-129	Total	43303	31730	63587	24414	15820	22122	27405	2527	35	230943	114191	Initial Distribution of Jury's votes
Count 130-161	Votes transferred	2503	1097	3092	2489	- 15820	4559	1014	1055	11			Exclusion of Priest K
	Progress totals	45806	32827	66679	26903	0	26681	28419	3582	46	230943	113658	
Count 162-212	Votes transferred	5466	3408	5426	4471		- 26681	6212	1670	28			Exclusion of Priest A
	Progress totals	51272	36235	72105	31374		0	34631	5252	74	230943	112809	
Count 213-288	Votes transferred	7580	5337	12201	- 31374			3719	2513	24			Exclusion of Thompson
	Progress totals	58852	41572	84306	0			38350	7765	98	230943	111541	
Count 289-377	Votes transferred	15162	6999	12740				- 38350	3421	28			Exclusion of Dziendziel
	Progress totals	74014	48571	97046				0	11186	126	230943	109816	
Count 378-383	Votes transferred	12781	- 28177	10166					5227	3			Part Exclusion of Bradley
	Progress totals	86795	20394	107212					16413	129	230943	107201	Ford Elected

Glenorchy City Council Recount (Jury)



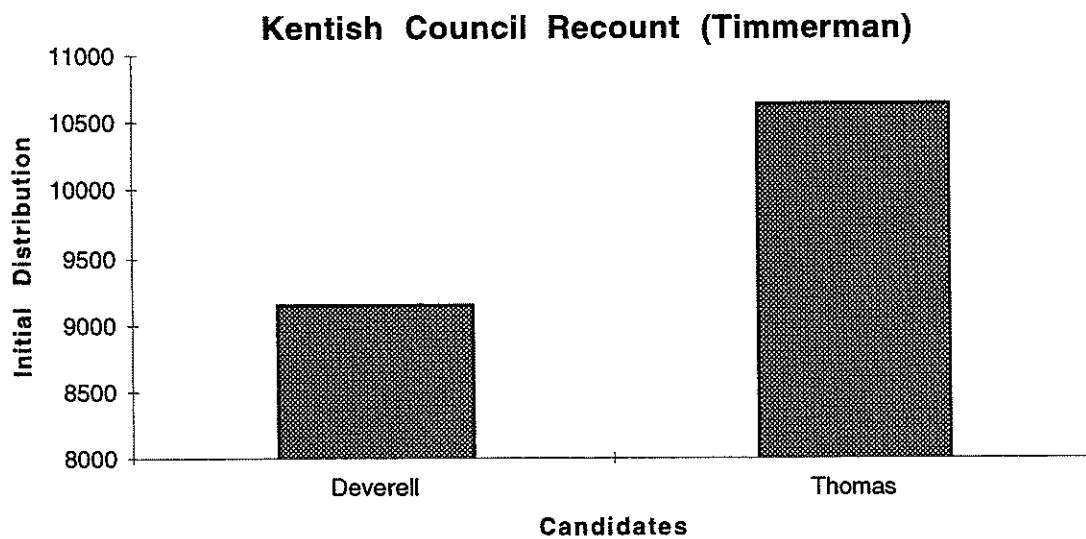
Kentish Council Recount

Recount commenced noon Monday 15 October 1995

Recount due to the resignation of Councillor John Timmerman

Distribution of preferences (multiplied by 100)

		CANDIDATES		Exhausted Votes	Loss by fraction	Total Votes	Remarks
		Deverell	Thomas				
Count 1	Total	9154	10636	582	1	20373	Thomas Elected



Latrobe Council Recount

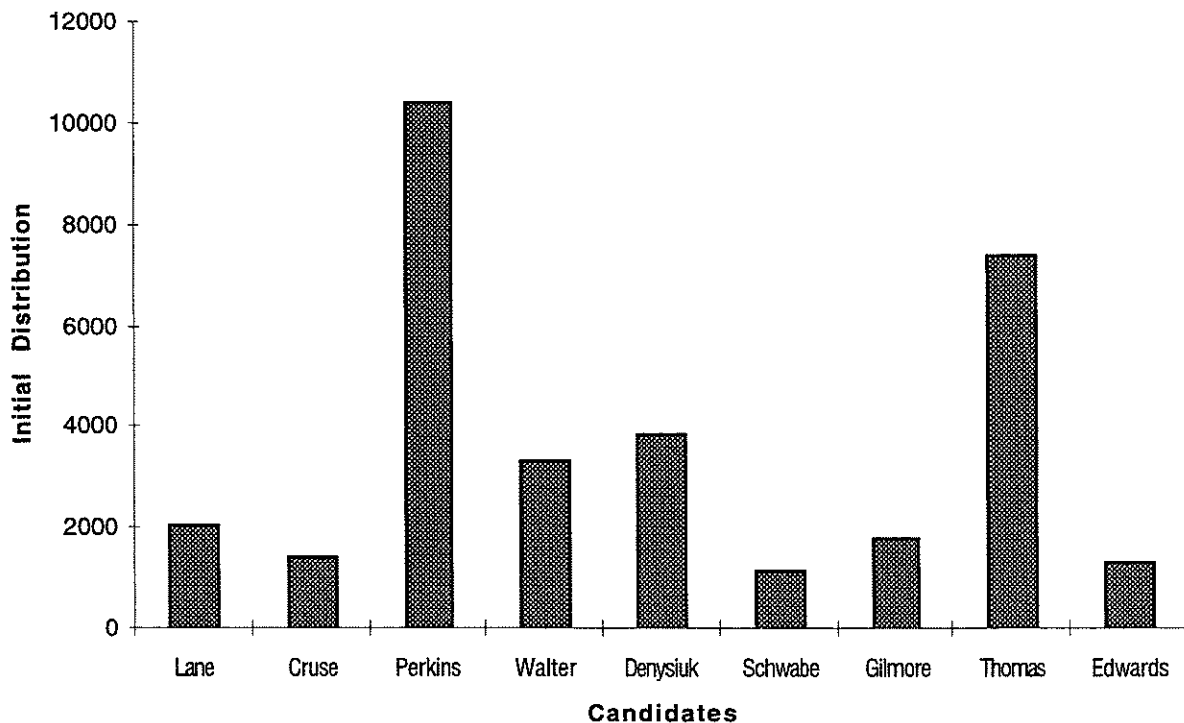
Recount commenced noon Monday 27 November 1995

Recount due to the death of Councillor Miles Ford

Distribution of preferences (multiplied by 100)

	CANDIDATES									Exhausted Votes	Loss by fraction	Total Votes	Absolute Majority	Remarks
	Lane	Cruse	Perkins	Walter	Denysiuk	Schwabe	Gilmore	Thomas	Edwards					
Count 1 Total	2084	1443	10423	3314	3848	1175	1817	7376	1336		5	32821	16409	Initial Distribution of Ford's votes
Count 2 Votes transferred	213	53	106	213	0	- 1175	160	374	53		3			Exclusion of Schwabe
Progress totals	2297	1496	10529	3527	3848	0	1977	7750	1389		8	32821	16407	
Count 3 Votes transferred	267	213	374	160	0		0	320	- 1389	53	2			Exclusion of Edwards
Progress totals	2564	1709	10903	3687	3848		1977	8070	0	53	10	32821	16380	
Count 4 Votes transferred	160	- 1709	481	320	213		374	160		0	1			Exclusion of Cruse
Progress totals	2724	0	11384	4007	4061		2351	8230		53	11	32821	16379	
Count 5 Votes transferred	320		748	320	106		- 2351	641		213	3			Exclusion of Gilmore
Progress totals	3044		12132	4327	4167		0	8871		266	14	32821	16271	
Count 6 Votes transferred	- 3044		1015	53	641			1015		320	0			Exclusion of Lane
Progress totals	0		13147	4380	4808			9886		586	14	32821	16111	
Count 7 Votes transferred			1977	- 4380	481			1175		748	- 1			Exclusion of Walter
Progress totals			15124	0	5289			11061		1334	13	32821	15738	
Count 8 Votes transferred			2351		- 5289			2245		694	- 2			Exclusion of Denysiuk
Progress totals			17475		0			13306		2028	11	32820	15391	Perkins Elected

Latrobe Council Recount (Ford)



Kentish Council By-Election

Polling closed at 10 am Wednesday 19 June 1996

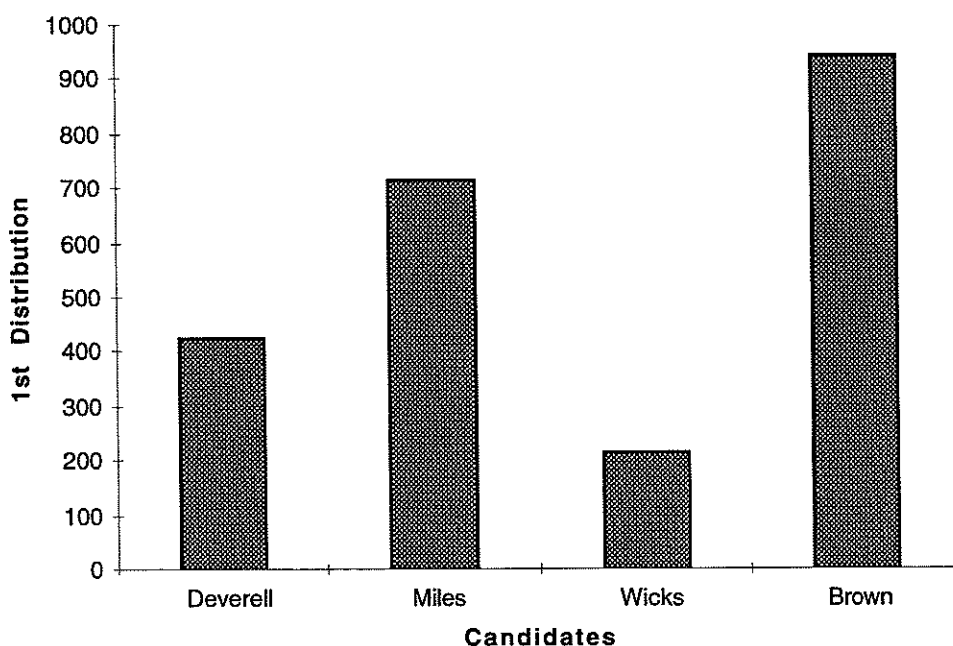
By-election due to the resignation of Councillor Christopher Bramich

Electors enrolled : 3724	Declarations rejected : 28	Formal votes : 2295
Declarations returned : 2332	Declarations admitted : 2304	Informal ballot papers : 9
Response rate : 62.62 %	Rejection rate : 1.20 %	Informality rate : 0.39 %

Distribution of preferences

	CANDIDATES				Exhausted Votes	Total Votes	Absolute Majority	Remarks
	Deverell	Miles	Wicks	Brown				
Count 1 Total	425	714	217	939		2295	1148	
Count 2 Votes transferred	58	69	- 217	71	19			Wicks excluded
Progress totals	483	783	0	1010	19	2295	1139	
Count 3 Votes transferred	- 483	302		153	28			Deverell excluded
Progress totals	0	1085		1163	47	2295	1125	Brown Elected

Kentish Council By-Election (Bramich)



Meander Valley Council By-Election

Polling closed at 10 am Tuesday 2 July 1996

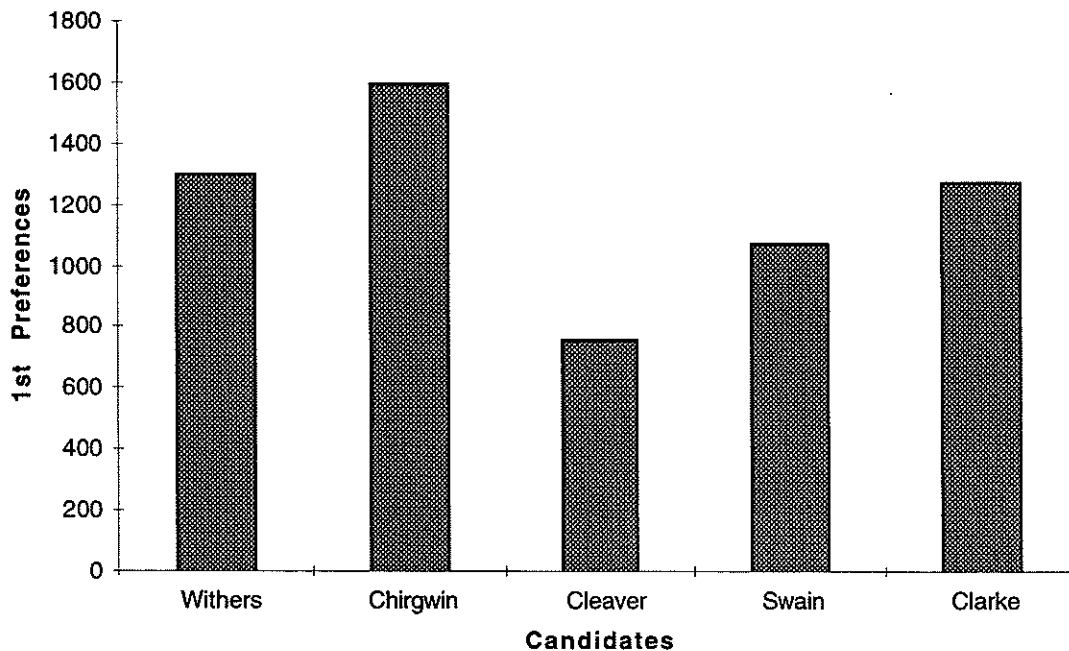
By-election due to the resignation of Councillor Denise Swan

Electors enrolled : 12011	Declarations rejected : 56	Formal votes : 6006
Declarations returned : 6067	Declarations admitted : 6011	Informal ballot papers : 5
Response rate : 50.51 %	Rejection rate : 0.92 %	Informality rate : 0.08 %

Distribution of preferences

		CANDIDATES					Exhausted Votes	Total Votes	Absolute Majority	Remarks
		Withers	Chirgwin	Cleaver	Swain	Clarke				
Count 1	Total	1303	1601	759	1071	1272	0	6006	3004	
Count 2	Votes transferred	284	137	- 759	186	89	63			Cleaver Excluded
	Progress totals	1587	1738	0	1257	1361	63	6006	2972	
Count 3	Votes transferred	318	400		- 1257	467	72			Swain Excluded
	Progress totals	1905	2138		0	1828	135	6006	2936	
Count 4	Votes transferred	935	726			- 1828	167			Clarke Excluded
	Progress totals	2840	2864			0	302	6006	2853	Chirgwin Elected

Meander Valley Council By-Election (Swan)



Flinders Council Recount

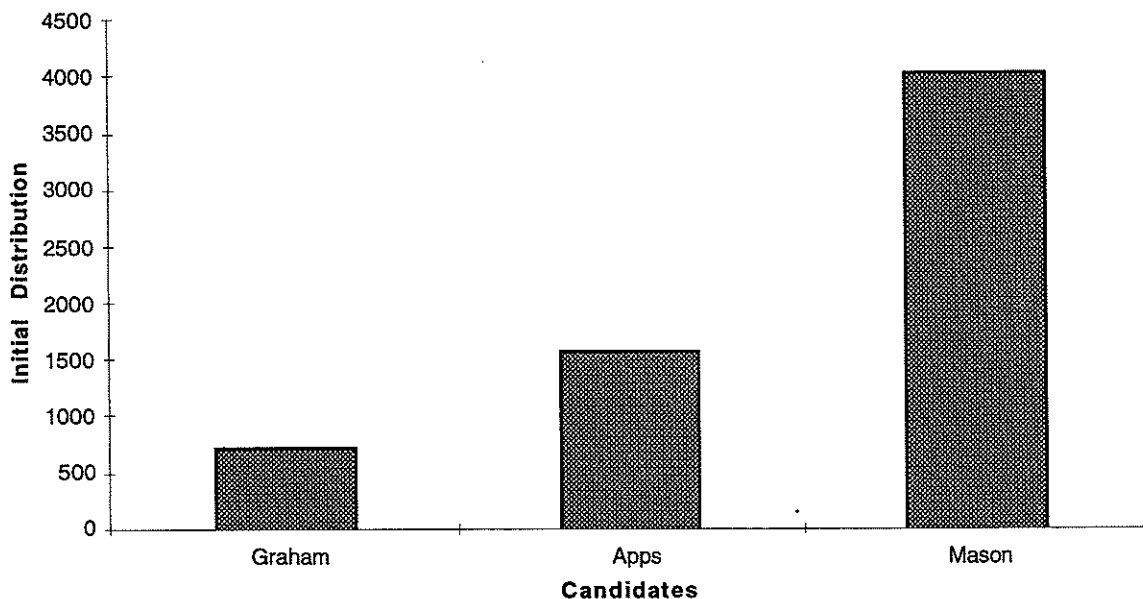
Recount commenced noon 1 April 1996

Recount due to the resignation of Councillor Roy McCormick

Distribution of preferences (multiplied by 100)

		CANDIDATES			Absolute Majority	Exhausted Votes	Loss by fraction	Total Votes	Remarks
		Graham	Apps	Mason					
Count 1 - 17	Total	724	1577	4045	3174	0	5	6351	Mason Elected

Flinders Council Recount (McCormick)



Electoral Polls

Central Highlands Council

HAMILTON WATER SUPPLY

The Tasmanian Electoral Office has conducted an elector poll for the Central Highlands Council.

Electors were asked to express their choices for the way in which the Hamilton water supply is to be improved. Two questions were asked:

Question 1 Water Quality

What level of water quality do you want for Hamilton?

"Chlorinated water" OR "Fully treated water"

Question 2 Water Source

Which of the two main options being considered for Hamilton do you prefer?

"Clyde River" OR "Lake Meadowbank"

The elector poll closed at 10 am on Tuesday 20 December 1994. The results are as follows:

		Question 2 Water source			
		Clyde River	Lake Meadow -bank	Informal votes	Total
Question 1 Water quality	Chlorinated water	326	125	1	452
	Fully treated water	175	206	3	384
	Informal votes	1	1	16	18
	Total	502	332	20	854

24 December 1994

West Tamar Council

The Tasmanian Electoral Office has conducted an elector poll for the West Tamar Council.

Electors were asked to answer the following question 'Yes' or 'No'.

Council proposes* to establish a waste disposal site 1 kilometre from Beaconsfield.

Do you approve this proposal?

* This proposal is subject to State Government environmental requirements.

The elector poll closed at 10 am on Tuesday 20 December 1994. The results are as follows:

Yes ----- 3401
No ----- 2684
Informal votes ----- 10
Total ----- 6095

24 December 1994

Waratah-Wynyard Council

LAWN CEMETERY LOCATION

The Tasmanian Electoral Office has conducted an elector poll for the Waratah-Wynyard Council. Electors were asked to express their choices for the location of a Lawn Cemetery for the municipal area. Two questions were asked:

Question 1

Council proposes to use the existing Burnie Lawn Cemetery at East Cam Road as the Lawn Cemetery for the Waratah-Wynyard municipal area.

Do you approve this proposal?

Question 2

In the event that a majority of electors vote 'No' to Question 1 and Council decides to proceed with a Lawn Cemetery within the Waratah-Wynyard municipal area, which of the two following options do you prefer?

The 'Austin/Gibbons Street' site?

A 'Greenfields' site?

The elector poll closed at 10 am on Tuesday 11 July 1995. The results are as follows:

		Question 1			
		Yes	No	Informal	Total
Question 2	The 'Austin/Gibbons' street site	952	2669	71	3692
	A 'Greenfields' site	638	1110	31	1779
	Informal votes	229	21	5	255
	Total	1819	3800	107	5726

15 July 1995

Burnie City Council

The Tasmanian Electoral Office conducted an elector poll for the Burnie City Council in conjunction with the 1996 Local Government elections.

Electors were asked to answer the following question 'Yes' or 'No'.

Should flouride continue to be added to the public drinking water supply of Burnie?

Yes -----	3920
No -----	5124
Informal votes -----	150
Total -----	9194

23 October 1996

Waratah - Wynyard Council

The Tasmanian Electoral Office conducted an elector poll for the Waratah - Wynyard Council in conjunction with the 1996 Local Government elections.

Electors in the old Municipality of Waratah were asked to answer the following question 'Yes' or 'No'.

Should the area of the former Municipality of Waratah become part of the municipal area of the West Coast Council?

Yes -----	82
No -----	75
Informal votes -----	0
Total -----	157

23 October 1996

Candidate Details

1996 Local Government Elections

Break O'Day Council

†	MANSKEY Debra P	P53G Germantown Road Germantown
	McNAUGHT Richard D	Upper Scamander Road Scamander
* †	LeFEVRE Nancy	49 Tully Street St Helens
* †	SALTER Stephen Gordon	'Balaclava' Gardiners Creek Road St Marys
†	WINES Annette	'Fernbanks' Gardiners Creek Road St Marys
* †	TUCKER John W	Gardens Road via St Helens
	MACKEEN Christina	7 Silver Street Scamander
* †	LEGGE Robert William	Esk Highway St Marys
	SUGARS Brian William	4 Pringle Street Scamander
* †	BLUNT Brenda	Perseus Street St Helens
†	CATO Vic	157-167 Scamander Avenue Scamander
* †	HOLDER Henry	Talbot Street Fingal
*	CORBY Philip L	147 Scamander Avenue Scamander
	BURSTALL Paul	Lot 123 Florence Court Beaumaris

Brighton Council

	ROLPH David	2/85 Walker Crescent Bridgewater
	GRIMSEY Graham R	35 Laurence Place Gagebrook
†	PURCELL Darren	189 Lamprill Circle Gagebrook
†	CURRAN Barbara	1 Daniel Place Brighton
* †	OWEN Philip John	9 Compton Road Old Beach
	NIKEL Stan	44 Midlands Highway Brighton
	GEARD Peter	RMB 3215 Broadmarsh Road Brighton
†	COWLEY Leigh	18 Ryan Avenue Bridgewater
* †	BUSH John	'Parkholme' Midlands Highway Bridgewater
	MITCHELMORE Ross J	12 Shelmore Drive Old Beach
†	QUARRY Heather	20 Oakley Avenue Bridgewater
	ANDREWS Mary	16 Guilford Crescent Gagebrook
* †	RAINBIRD Lois A	23 Sorell Street Bridgewater
* †	FOSTER Tony	'Glendower' 6 Glebe Street Pontville
	KINGSTON In	59 Fisher Drive Gagebrook
* †	JEFFRIES Ted	'Temoy' Rowe Street Brighton

Burnie City Council

	MAYOR	
†	KONS Steven	18 Wilmot Street Burnie
*	FRENCH Sandra	498 Mount Road Burnie
	DEPUTY MAYOR	
	SMITH Graeme Evan	34 Malonga Drive Burnie
	CURRIE David	14 Pleasant Street Burnie
	ALTIMIRA Jim	RSD 1395 Natone
	BURNETT Gail Louise	4 Moira Street Burnie
	COUNCILLORS (ALDERMEN)	
	GREEN Stephen	265 Fern Glade Road Burnie
	OWENS Muriel	6 Sutton Street Burnie
* †	SMITH Graeme Evan	34 Malonga Drive Burnie
	EDNEY Darrell J	16 Colgrave Road Burnie
* †	ALTIMIRA Jim	RSD 1395 Natone
	KERR Miles	42 Studholme Street South Burnie
	BURNETT Gail Louise	4 Moira Street Burnie
†	SAMEC Sam	275 Bass Highway Ocean Vista
	DUNCAN John	43 Futuna Avenue Burnie
* †	SARGENT Charles Hewlett	172 Mount Road Ridgley

†	CAHILL Jonathan	RSD 355 Moorville Road Burnie
* †	FRENCH Sandra	498 Mount Road Burnie
*	BARRON Liz	'Benachie' 8 Tracey Street Burnie
	CRANNY Nick	159 Aigona Avenue Burnie

Central Coast Council

†	VANDERFEEN Andrew	39 Clara Street Ulverstone
* †	COOPER Rodney James	15 Orana Court Ulverstone
* †	MILES Keeton	Gaunts Road Nietta
* †	THOMPSON Gavin	RSD 57 Church Road North Motton
* †	McKENNA Terry	34 Ironcliffe Road Penguin
	McGREGOR Peter	14 Richard Place Ulverstone
*	JOHNSTON Maxwell Eric	85 Castra Road Ulverstone
	STOKES Peter	69 Eastland Drive Ulverstone
* †	JOHNSTONE Philippa	10a Hampson Street Penguin
* †	SMITH Sue	Bellingers Road Abbotsham
	HARPER Robert	14 Kywong Crescent Ulverstone
	DOIG Bill	17 Grove Street Ulverstone
* †	MARSHALL Beryl	8 Quadrant Ulverstone
	WELDON Syd	7 Smith Street Ulverstone
†	SIDEBOTTOM Peter Sid	Main Road Forth
* †	DOWNIE Mike	Pine Road South Riana
	HAINES Kenneth B	18 Marion Street Ulverstone
†	EDWARDS Jan	14 Scurrah Street Ulverstone
	OWEN Mary	RSD 5000 Stotts Road Riana
†	ROBERTSON Brian	'Lonah House' Penguin Road East Penguin
	VERNEY Matthew James	2/27 Lethborg Avenue Turners Beach
	MacKENZIE John	Unit 1 Bernard Place Ulverstone
	GREEN Phil	2 Tucker Street Ulverstone
*	PAICE Jon	RSD 410 Castra Road Ulverstone

Central Highlands Council

* †	ASHTON-JONES Geoffrey	'Ashton' Ouse
*	FOWLER Dianne	High Street Bothwell
* †	SHOOBRIDGE John Rupert	'Cleveland' Lyell Highway Ouse
	ARCHER Stuart	'Elangowan' Hamilton
* †	HOLMES Geoff	Ellendale
	TAPLEY Mike	'The Old School House' Lyell Highway Hamilton
*	DOWNIE Kenneth Thorpe	'Nareen' Hamilton
* †	McSHANE Peter F	'Woodspring' Bothwell
* †	BOWDEN Richard	'Cluny' Bothwell
	GLOVER Irene	'Wihareja' Waddamana Road Bothwell
* †	MOODY Annette	'Compleat Angler Lodge' Haddens Bay Miena
†	FLINT Deirdre	'Strathborough' RMB 2525 Marked Tree Road Hollow Tree
†	CASHION Terry	919 Oceana Drive Howrah
* †	PARSONS Geoffrey Francis	'Bloomfield' Gretna
	FARR Roy	3 George Street Bothwell

Circular Head Council

†	BUCKBY Michael	RSD 357 West Montagu
* †	DUNN Robert	'Broadmeadows' Smithton
* †	QUILLIAM Daryl	Marrawah Road Smithton
* †	CHARLES Bernard John	RSD 220 Mawbanna
	BESSELL Ivan Aubrey	RSD 8160 Rocky Cape
*	BROWN Peter F	Mengha Road Forest

1996 Local Government Elections

Clarence City Council

MAYOR		
* †	EDWARDS Cathy	'Craigow' 528 Richmond Road Cambridge
	JAMES Richard	107 Gordons Hill Road Lindisfame
DEPUTY MAYOR		
* †	GLOVER Leslie	31 Ormond Street Bellerive
	TRAYNOR David	32 Cremorne Avenue Cremorne
COUNCILLORS (ALDERMEN)		
* †	EDDINGTON David W	Morgan Street Richmond
*	GEURSEN Marjan Irene	48 Bridge Street Richmond
* †	EVANS Beverley	58 Augusta Road Lenah Valley
	MILLINGTON Stewart	66 Belar Street Howrah
*	ROGERSON John	13 Acton Drive Cambridge
†	McMANUS Martin	16 St Helens Street Lindisfame
	McFARLANE Kay	10 Landers Circle Rokeby
* †	RYAN Bill	819 Richmond Road Cambridge
* †	CAMPBELL Jock	121 Dixon Point Road Sandford
	PEART Kim	22 Cambridge Road Bellerive
	FASSINA Jody	4 Elwood Drive Lindisfame
†	GEARD Graeme	230 Forest Hill Road Sandford
	HARRINGTON Bernie	9 Heskett Court Rosny
	SMITH Doug	27 Rosny Esplanade Montagu Bay
	FLACH Jane	6 Ormond Street Bellerive
	NEILL Sheenagh	23 Scott Street Bellerive
	BALL Margaret	10 Queen Street Bellerive

Devonport City Council

MAYOR		
	BERWICK Kerry	7 Rundle Road Devonport
* †	SQUIBB Geoffrey Bruce	12 Somme Street Devonport
	WILSON Bill	77 Drake Street Devonport
DEPUTY MAYOR		
	MARSHALL Robert J (Bob)	8 Glen Court Devonport
	BONNICE Tom	118 North Fenton Street Devonport
	MULLER Tim	11 George Street Devonport
†	BINKS May	238 Best Street Devonport
COUNCILLORS (ALDERMEN)		
	WEBB Frank	10 Oldaker Street Devonport
†	HOLLISTER Peter	Kelcey Tier Road Spreyton
* †	MARSHALL Robert J (Bob)	8 Glen Court Devonport
	McGUIRE Chris	109 Waverley Road Don
	GOODWIN Grant Francis	149 Winspears Road East Devonport
* †	WILSON Bill	77 Drake Street Devonport
* †	BERWICK Kerry	7 Rundle Road Devonport
* †	MULLER Tim	11 George Street Devonport
	PURNELL Vicki	9 Ellis Street Devonport
*	BONNICE Tom	118 North Fenton Street Devonport
	WHITTLE Kerry	67 Sunbeam Crescent East Devonport
	McCRAE Alistair James	10 James Street Devonport
†	MATTHEWS Jeffrey	12 Elice Hill Drive Spreyton

Dorset Council

* †	RICE Ron	28 Elizabeth Street Bridport
* †	THORNE Yvonne	Cascade Road Derby
* †	BRIGGS Marilyn	12 Alice Street Scottsdale
	PETSCHAR Andi	Mutual Road Derby
	CALEY John	19 Elphin Road Launceston
†	RATTRAY Tania	5 Mary Street Scottsdale
* †	CARINS Jeremy	'Mozonglo' Legerwood Lane Legerwood
* †	BEATTIE Karl	'Springfield' RSD 1182 Scottsdale
* †	PARTRIDGE Peter W	East Minstone Road Scottsdale
* †	SALIER Vince	Vine Grove Scottsdale
* †	COOTE Kevin	Main Road Bridport

Flinders Council

* †	MACQUEEN Norman	'Skye' Memana Flinders Island
*	KLUG Terence	'Killamey' Lackrana Flinders Island
†	SMITH Phillip	'Koronavia' Trousers Point Road Ranga
†	GRAHAM Michael	Bluff Road Flinders Island
	SYKES Gary	Thule Road Whitemark
	LUDDINGTON Lindsay	'Avondale' Flinders Island
* †	MASON Stephen	'Mascot' Lackrana Flinders Island

George Town Council

†	CAMERON David M	73 Low Head Road Low Head
* †	HURST John	RSD 99 Hurst Road Pipers River
* †	MACKRILL Don	No 9 The Strand George Town
†	SMITH June	15 Burnett Street George Town
* †	SULLIVAN Pat	22 Victoria Street George Town

Glamorgan-Spring Bay Council

†	BRESNEHAN Ian	22 Manning Drive Orford
	AALTINK Angela Enid	16 Franklin Street Swansea
†	WALKER Allan	56 Alma Road Orford
	WHITTON Geoff	70 Barton Avenue Triabunna
	PARKER Richard	4 Henry Street Triabunna
* †	TAYLOR Wayne	9 Tasman Highway Orford
†	JOHNSTON A Craig	12 Victoria Street Swansea
	CLARK Russell	4 Selwyn Street Triabunna
	LINCOLN Rex	33 West Shelley Beach Road Orford
†	HOLLOWAY Chris	35 Esplanade Coles Bay
†	ARNOL Cheryl	28 Aubin Court Orford
*	PARKER Bill	3 Roberts Street Triabunna
* †	MOREY Peter	50 Gordon Street Swansea
†	WILSON Donna	15 Douglas Street Bicheno
*	WILLIAMS Don	19 Gordon Street Bicheno
* †	BAILEY Elwyn Aubrey (Bill)	112 Tasman Highway Bicheno

* denotes seeking re-election

† denotes elected candidate

1996 Local Government Elections

Glenorchy City Council

MAYOR		
* †	MARTIN Terry	14 Hone Road Rosetta
DEPUTY MAYOR		
	LUCAS Christine	276 Blacksnake Lane Granton
*	SLADE Stuart	23 Hone Road Rosetta
	BLIGHT Chris	22A Birnburra Road Glenorchy
	RIDLER Peter William	23 Bermuka Street Moonah
†	MILBURN Leigh	24 Wendourie Parade Austins Ferry
	CAMILLERI Colin	4/62 Wariga Road Glenorchy
COUNCILLORS (ALDERMEN)		
†	GUY Mary	1/303 Main Road Glenorchy
* †	FORD Paul	7 Anita Place Glenorchy
* †	RIDLER Peter William	23 Bermuka Street Moonah
* †	SLADE Stuart	23 Hone Road Rosetta
	JONES Nigel	12 Arunta Crescent Chigwell
	McLEOD Elizabeth	35 Windsor Street Glenorchy
	LOVELL Neville Graham	1/6 Cleland Court West Moonah
* †	SHIPLEY Ann	38 Wattle Avenue Lutana
	ANDRIKONIS Tony	36 Hopkins Street Moonah
	PEARCE David B	5/303 Main Road Glenorchy
†	MANSON Jim	10 Maritana Place Berriedale
* †	DEMPSEY Tom	25 Elliott Road Glenorchy

Hobart City Council

LORD MAYOR		
	VALENTINE Rob	315 Park Street New Town
	ZUCCO Marti	364 Elizabeth Street North Hobart
†	FREEMAN John	14 Dresden Street Sandy Bay
	HAIGH Darlene Ann	57a Mount Stuart Road Mount Stuart
DEPUTY LORD MAYOR		
	FISHER Barry	2 Derwentwater Avenue Sandy Bay
* †	BONHAM Pru	1 Gordon Avenue Mount Stuart
COUNCILLORS (ALDERMEN)		
	HAMILTON Bob	160 Nelson Road Mount Nelson
* †	FREEMAN John	14 Dresden Street Sandy Bay
	RIEP Bob	31 Jennings Street NewTown
	VEAL Christopher John	37 Hill Street West Hobart
* †	VALENTINE Rob	315 Park Street New Town
	WARWICK Anne	33/1 Battery Square Battery Point
	CHRISTIE Ron	30 Weerona Avenue Mount Stuart
* †	HAIGH Darlene Ann	57a Mount Stuart Road Mount Stuart
†	FISHER Barry	2 Derwentwater Avenue Sandy Bay
	SEXTON Peter Thomas	3 Hampden Road Battery Point
	TRAFFORD Brett	444 Nelson Road Mount Nelson
	RUZICKA Eva	699 Huon Road Fern Tree
	ANDERSON Kevin	2/11 Kirby Court West Hobart
	BETTS Jason	6 Chesham Place Sandy Bay
	DUTTA Mike	11 Firth Road Lenah Valley
	PHILLIPS Wesley John	12 Rattle Street New Town
	EDWARDS David	30 Queen Street Sandy Bay
*	ALTY Dee	27 Mary Street North Hobart
* †	ZUCCO Marti	364 Elizabeth Street North Hobart

Huon Valley Council

* †	NORRIS Greg	Police Point
†	LANGSTON Ken	Braeside Road Franklin
* †	DANCE John	'Oak-Lodge' 11 Charles Street Cygnet
†	ARMSTRONG Robert (Boggles)	58 Thorpe Street Cygnet
	MUNDAY Michael Francis	Pottery Road Garden Island Creek
	IVORY Chris	Lot 4 Augusta Street Port Huon
* †	PEPPER Peter	Palmers Road Port Huon
	GARLAND Tony	47 Cradoc Road Cygnet
* †	DILLON Laurie	Arve Road Geeveston
†	THOMAS Paul	'Nala Windi' RSD 1231 Randalls Bay Cygnet
†	HARVEY-LATHAM Rod	'Baily House' 25 Sale Street Huonville
	MALLET Robert	'Karingal' Fourteen Turn Creek Road Grove
*	COWEN George	Rocky Bay Road Deep Bay Cygnet
* †	CLARK Sue	Scenic Road Huonville

Kentish Council

* †	COX Carl Henry	Staverton Road Staverton
*	LOVETT Peter	Maloneys Road Sunnyside
	RALPH Sam	Johnson Street Sheffield
	THOMAS Lyle	'Ellique' Lower Barrington
†	MILES (Mrs) Glen	25 High Street Sheffield
†	RILEY Alwyn G	156 Spring Street Sheffield
	BINNY Robert John	349 Spring Street Sheffield
	DEVERELL John Andrew	3 Albert Street Sheffield
* †	BRAID Les	RSD 209 Sheffield
* †	GEE Roger Mitchell	Lower Beulah Road Beulah

King Island Council

	CLARKE Christine	North Road Currie
* †	BARRATT Greg	Pegarah Road King Island
* †	PHILBEY Vernon	RSD 196 Robbins Road King Island
* †	JORDAN Bob	9 Henry Street Currie
* †	PAYNE Judith Ann	Reekara Road King Island
†	STELLMAKER Wilfred	5 Lighthouse Street Currie
* †	BREWSTER David	North Road Loorana
	SHAW Colleen	RSD 408 Scott Manson Road Egg Lagoon King Is.
	BURGESS Nigel	Forrest Street Naracoopa
	MATLA Scotty	Grassy Road Lymwood King Island
	YOUNG Peter	Pegarah Road Currie

Kingborough Council

* †	BARNES Tom	161 Channel Highway Taroona
	NORRIS Andrew	927 Huon Road Neika
†	SHOOBRIDGE Jane	19 Browns Road Kingston
* †	BUSH Julian	'The Sheepwash' Simpsons Bay Road Alonnah Bruny Island
	CASEY Mick	31 Hiem Road Blackmans Bay
†	BARTLETT Beth	Nicholls Rivulet Road Oyster Cove
*	HIGGINS Leigh	Adventure Bay Bruny Island
* †	WASS Steve	47 Estuary Drive Blackmans Bay
	ORGAN Jackie	39 Groningen Road Kingston
* †	CHATTERTON Paul	2 Carinya Street Blackmans Bay

1996 Local Government Elections

Latrobe Council

* †	CAMPBELL Robert W (Bert)	Native Plains Road Sassafras
* †	GAFFNEY Michael	43 Gilbert Street Latrobe
†	HUGHES John	Lot 2 Chaplins Road Northdown
* †	PERKINS John Lewis	26 Palmers Road Latrobe
* †	ROCKLIFF Rick	RSD 602 Latrobe
* †	THORNE Des	16 Anderson Street Port Sorell

Launceston City Council

EAST DISTRICT

	SANDS Ted	95 Punchbowl Road South Launceston
†	WHITELEY Sandra Frances	13 Johnston Road St Leonards
* †	McKENDRICK Robin	15 Sherri Court Norwood
*	DOWLING Graeme H	22 Station Road St Leonards

NORTH DISTRICT

	TOBIAS Jacqueline	1 Gregory Street Launceston
†	WALTERS Joan	14 Delungra Road Trevallyn
* †	SHIPP Ray	17 Wintercole Court Newnham
*	BARKER Max	1 Lime Avenue Launceston

SOUTH WEST DISTRICT

	TUBB Mike	218-224 York Street Launceston
	DALE Janet	135 George Street Launceston
	STORAY Ken	9 Van Diemen Avenue Summerhill
	MCGEE Phil	108 Granville Street West Launceston
* †	ROUTLEY Ian	39 Denison Road Launceston
* †	BEAMS Graeme	13 Whitford Grove Trevallyn

Meander Valley Council

	ATKINS Neil	RSD 780 Exton
†	FROST Pat	Arthur Street Westbury
* †	MASTERS Laurie	26 Main Street Hadspen
†	LOONE Robert G (Bob)	RSD 3100 Mole Creek Road Chudleigh
	WITHERS Bob	25 Bartley Street Hadspen
	SWAIN Pam	RSD 1885 Bracknell Rd Liffey
* †	HALL Greg	'Dunorian House' RSD 413 Dunorian
* †	BOOTH Kim	Main Road Meander
	LYNCH Deborah	758 Western Creek Road Western Creek
*	ARCHER Richard C	Quamby Plains Hagley
* †	McGEE Michael	'The Pines' Quamby Bend Westbury
* †	CHIRGWIN Sonia	42 Tower Hill Street Deloraine
	EDWARDS Bob	RSD 764 Westbury
* †	JOHNSTONE Ray	333 Westbury Road Prospect Vale
*	DUNN Andy	RSD 954B Lake Highway Golden Valley
* †	WOODS Geoff	4 East Barrack Street Deloraine

Northern Midlands Council

* †	McSHANE Donald M	'Red Rock' Merrywood Road Royal George
* †	BERRESFORD Viv	White Hills Road Evandale
	PEARS David H	7 Franklin Street Campbell Town
†	FAVELLE Laurie	21 Marlborough Street Longford
* †	BARNES Marie	20 George Street Perth
* †	WALLACE Hamish Thomas	'Uplands' Uplands Road Deddington
* †	DOWNIE David J	'Lincoln Park' Barton Road Campbell Town
* †	von BIBRA Kenneth	'Beaufront' Ross
* †	ROBERTSON George	30 Burghley Street Longford
* †	WILLIAMS Max	16 Main Street Cressy
	GONINON Ian Phillip	24 Summit Drive Devon Hills

Sorell Council

†	BURROWS Steve	20 Terry Street Carlton
*	KREGOR John F	192 Shrub End Road Pawleena
	MEAD Stan (Junior)	9 Jetty Road Dodges Ferry
	MONK Tony	Lot 1 Arthur Highway Copping
†	DEGRASSI Kerry	7 Neagarra St Dodges Ferry
	JONES Helen Myfanwy	13 Southern Drive Midway Point
†	THE DUKE OF AVRAM John	25 Gordon Street Sorell
*	McGUIRE Michael John	4 Poina Street Dodges Ferry
* †	DUNBABIN Jim	RMB 3137 Sorell
* †	TORENIUS Carmel	110 Scenic Drive Lewisham
	EVANS Gavin	30 Reynolds Road Midway Point
†	PURDON Michael Robert	187 Arthur Highway Sorell
†	HUXLEY Brian	RMB 1532 Wattle Hill

Southern Midlands Council

	MAYOR	
* †	HOWLETT Colin H	'Valleyfield' Richmond
	BISDEE Tony	'Kelstock' Melton Mowbray
	DEPUTY MAYOR	
* †	MANNING Des J	'Miena' RMB 285 Lemont Road Lemont
	PAUL Joe	'Hopevale' Blackbrush Road Mangalore
	COUNCILLORS	
†	TANKARD Patrick	Main Road Kempton
* †	PENNICOTT Edney	67 Stanley Street Oatlands
* †	BISDEE Tony	'Kelstock' Melton Mowbray
* †	HOWLETT Colin H	'Valley Field' Richmond
†	WIGGINS Scott	'Parnadack' Tin Pot Marsh Road Woodsdale
	BROADBY Brian Trevor	Huntingdon Tier Road Bagdad
	ARTHUR	
* †	MANNING Des J	'Miena' RMB 285 Lemont Road Lemont
* †	PAUL Joe	'Hopevale' Blackbrush Road, Mangalore
* †	BEVEN Colin John	Hall Street Campania
* †	CARTLEDGE Chris	Swan Street Bagdad
*	McSHANE Ernest	'Blackbrush' Broadmarsh

* denotes seeking re-election

† denotes elected candidate

1996 Local Government Elections

Tasman Council

†	HALTON Pam	Main Road Nubeena
* †	HEYWARD Keith	RSD 1386 Koonya
	SHOBRIDGE Richard Alexander	'Blue Gum Cottage' Marys' Road Nubeena
*	ETTERSHANK George	RMB 505 Murdunna Via Sorell
	CURTIS Neville	Palmers Lookout Road, Port Arthur
	BRIGGS Allen	'Wellard Park' Safety Cove Road Port Arthur
†	NOYE Kathleen Joan	Nubeena
†	IMBER Glen	RMB 1276 19 Coalmines Road Saltwater River
†	FAZACKERLEY Joan	1 Alfred Street Nubeena
	KANG-SCHEIT Peter V	'Toora' 235 Saltwater River Road Premaydena
* †	SELF Roger	RMB 755 30 Waterfall Bay Road Eaglehawk Neck
	PARKER James	122 Apex Point Road Nubeena

Waratah-Wynyard Council

* †	RANSLEY Francis	50 Englis Street Wynyard
	KIDMAN Greig	14a Austin Street Wynyard
†	RUSHWORTH Denise	Lot 1 Mount Hicks Road Yolla
	WALKER Rodney	131 Old Bass Highway Wynyard
	CALVERT Dorothy	RSD 1745 Seabrook Road Wynyard
†	FAIRBROTHER Darren L	Port Road Boat Harbour
* †	FRENCH Bill	RSD 245 Mount Hicks Road Mount Hicks
* †	FENTON Malcolm	21 New Street Wynyard
	BRUNETTI Robin John (Bob)	73 Bass Highway Somerset

West Coast Council

* †	SHEA Ray	9 Railway Reserve Queenstown
†	STEBBINGS Glenda Margaret	27 Urquhart Street Queenstown
†	VICKERS Ted	83 Main Street Zeehan
* †	HAYDEN Doug	73 Conlan Street Queenstown
	SMITH Brian	4 Howard Street Rosebery
*	APPLEBY Graham	King River Road Lowana Strahan
* †	BAILEY Kevin John	40 Reid Street Strahan
* †	WALLER Murray D	4 Jakins Street Queenstown
†	JAMIESON Ian	22 Clemons Street Rosebery
	SUTTON Gordon Roland	6 Preston Street Queenstown
* †	DRAKE Anne	1 Laurel Drive Rosebery
* †	GERRITY Darryl	The Esplanade Strahan

West Tamar Council

†	DODDY Peter	54 New World Avenue Riverside
†	KEARNEY Peter	21 Killara Avenue Exeter
	FITZ Bob	13 Totara Street Riverside
* †	CLARK John B	7 Treffos Place Newstead
*	PEARN Richard	RSD 607 York Town Road Beaconsfield
†	BURR Max	176 Freshwater Point Road Legana
	PRICE Mark Bradley	53 Corniston Road Riverside
*	MURRAY Patrick R	24 Gardners Road Greens Beach
	McDOUGALL Doug	8/1 Outreach Drive Legana

1995 George Town Council Election

†	HURST John	RSD 421 Hurst Road Pipers River
†	BARWICK Heather Jean	Lot 2 Baker Street Beechford
†	WALLACE Robert (Bob)	'Sunbury Rise' Hillwood
†	LESLIE Allan Maxwell (Dicky)	'Watford' Cemetery Road George Town
	HOWE Matthew (Matt)	6 Andrew Street George Town
†	MACKRILL Donald George	9 The Strand George Town
	WELSH James Clarence (Jim)	57 Anne Street George Town
†	SULLIVAN John Henry (Pat)	22 Victoria Street George Town
†	WIDDOWSON Alfred John (John)	9 Esplanade North George Town
†	ARCHER Lawrence David	Soldier Settlement Road George Town
†	BOTTLE Patrick Joseph (Pat)	4A South Street George Town

* denotes seeking re-election
† denotes elected candidate

1994

Huon Valley Council

HARVEY - LATHAM Rodney Winston	'Baily House' 25 Sale Street Huonville
CLENNETT Eleanor Beatrice	Station Road Dover
LOVELL Timothy James	Sunny Hills Road Glen Huon
FRANKS Paul Bernard	'Grove Park' RSD 2466 Grove
TURNER James George	RMD 1251A Channel Highway Garden Island Creek
GRIMSEY Henry Charles (Harry)	RSD 1845 Lucaston
WALKER Wayne John	Braeside Road South Franklin
† CLARK Susan Jane	Scenic Road Huonville

Break O'Day Council

HAAS James Arthur	Alexander Street Cornwall
† BLUNT Brenda Mary	Perseus Street St Helens
JAGER Henry John (Harry)	8 Peron Street Stieglitz
MACKEEN Christina Rose	Lot 2 Steel Street Scamander
TATE Maurice	26 Erythos Grove St Helens

1996

Kentish Council

DEVERELL John Andrew	3 Albert Street Sheffield
MILES Glen	25 High Street Sheffield
WICKS John Peter	'Barrington Manor' Frenchs' Road Barrington
† BROWN Desmond Wayne (Des)	Careys Road West Kentish

Meander Valley Council

WITHERS Robert Frederick (Bob)	25 Bartley Street Hadspen
† CHIRGWIN Sonia Anne	42 Towerhill Street Deloraine
CLEAVER Janet Irene (Mrs)	22 Blackstone Road Blackstone Heights
SWAIN Pamela Kaye	RSD 1885 Liffey
CLARKE Sterling Leslie	'Delmore' Hagley

1995

West Coast Council

McMAHON Ian Ronald (Easy)	39 Urquhart Street Rosebery
JAMIESON Andrew Ian (Ian)	4 Somerset Street Rosebery
BUSHBY Robert Graeme	33 Dixon Street Queenstown
SUTTON Gordon Roland	6 Preston Street Queenstown
YOUNG Fraser McKinnon	40 McNamara Street Queenstown
† HAYDEN Douglas Bruce	73 Conlan Street Queenstown
HAMER Kerry David	Reid Street Strahan

Dorset Council (Bennett)

† CARINS Jeremy Horton	Legenwood Lane Legerwood
BARNETT Tamara Anne (Tammy)	22 Henry Street Bridport
WILLIAMS John Allan	McDougalls Road Legerwood
HARPER Jeffrey Clyde	Red Hill Road Braxholm

Central Highlands Council

† McSHANE Peter Francis	'Woodspring' Bothwell
-------------------------	-----------------------

Dorset Council (Rosier)

PETSCHAR Andi	Mutual Road Derby
† BRIGGS Marilyn Kaye	12 Alice Street Scottsdale

Attachments



1996 LOCAL GOVERNMENT ELECTIONS



Launceston City Council

South West District

Information Brochure

The election being conducted for the Launceston City Council—South West District is for—

- 2 Councillors (Aldermen)
[6 candidates]

In this brochure you'll also find voting instructions and candidate statements.

Your postal ballot pack also contains—

- 1 ballot paper
- 1 ballot paper envelope—to be signed
- 1 reply paid outer envelope

If you have any queries

Freecall 1800 801 701

we will be pleased to help.

Support the Locals.

Voting instructions

Just follow these five easy steps...

STEP ONE Find out about the candidates

Statements, beginning on the next page, have been provided by the candidates for your information when you vote. They are printed in the same order as the names on the ballot paper.

Get to know the candidates before you vote.

STEP TWO Complete the ballot paper

When you have decided how you wish to vote, complete the ballot paper. Number all the boxes on the ballot paper from 1 in order of your choice.

STEP THREE Put the ballot paper in the ballot paper envelope and seal it

Put your ballot paper into the ballot paper envelope and seal it securely.

STEP FOUR Sign the ballot paper envelope and put it in the reply paid envelope

Make sure you sign the ballot paper envelope.

Put your ballot paper envelope into the reply paid envelope and seal it.

Your vote won't be counted if this envelope isn't signed.

STEP FIVE Send your vote in straight away

Post your reply paid envelope straight away. No stamp is needed.

Make sure your vote is received by 10 am on Tuesday 22 October 1996 when polling officially closes.

Don't delay—late votes can't be counted!

BALLOT PAPER

TASMANIA

LAUNCESTON CITY COUNCIL SOUTH WEST DISTRICT

ELECTION OF 2 COUNCILLORS
(ALDERMEN)

**Number the boxes from 1 to 6
in order of your choice**

<input type="checkbox"/>	TUBB Mike
<input type="checkbox"/>	DALE Janet
<input type="checkbox"/>	STORAY Ken
<input type="checkbox"/>	McGEE Phil
<input type="checkbox"/>	ROUTLEY Ian
<input type="checkbox"/>	BEAMS Graeme

Number at least 2 boxes to make your vote count



TASMAN COUNCIL

If undelivered within 7 days, please return to
Tasmanian Electoral Office
GPO Box 9981 Hobart TAS 7001

POSTAGE PAID

OFF PEAK

AUSTRALIA

LOCAL GOVERNMENT ELECTIONS

Support the Locals.

Your Postal Ballot Pack. Please vote and return now.

IMPORTANT!
This form **must** be signed - or your vote will **not** be counted.

↓ Voter must sign below ↓

↓ I am the voter named on this envelope.
↓ I voted on the the ballot paper in this envelope. ↓

SAMPLE ONLY

**Signature
of voter**

Please don't tear off this flap!
The Returning Officer will remove it before opening the envelope.

GMO-9 HOBGM 1
Abel J Tasman
Dutch Embassy
1 Salamanca Place
Hobart Town VDL 412

Voting is completely secret! Please make sure you seal this envelope.

Perforations

Ballot Paper
Envelope
(Front)

Ballot paper envelope

- After you've voted, put your ballot paper into this envelope and seal it.
- Sign the declaration on the other side.
- Put this envelope into the Reply Paid Envelope and post it straight away.

For your information...

This ballot paper envelope has been specially designed to ensure the secrecy of your vote.

All returned envelopes are kept unopened under tight security until they are checked for validity.

After the close of the poll and all the sealed envelopes have been verified, the flaps showing each elector's personal details and signatures are removed by the Returning Officer, in the presence of witnesses, **before** the envelopes are opened.

Still in the presence of witnesses, the separated and now quite anonymous envelopes are opened in large random batches **before** the unidentified ballot papers are finally removed for examination and counting.


Ballot Paper
Envelope
(Back)

Sorting Marks

Support the Locals.

LOCAL GOVERNMENT ELECTIONS

No postage stamp required
if posted in Australia



REPLY PAID 5000
 The Returning Officer
 Tasman Council Election
 Tasmanian Electoral Office
 HOBART TAS 7805

Reply Paid
Envelope

↑
Unique Postcodes for
Pre-Sorting by Australia Post



1996 LOCAL GOVERNMENT ELECTIONS

FROM COM **POST** *TO COMMERCE, COUNCIL DECISIONS AFFECT YOU.*

Please vote now and post it this weekend! Queries? Freecall 1 800 801 701.

Support the Locals.



1996 LOCAL GOVERNMENT ELECTIONS

AVOID THE NEED FOR A **POST** *MORTEM.*

Your time is almost up, post your vote today! Queries? Freecall 1 800 801 701.

Support the Locals.



1996 LOCAL GOVERNMENT ELECTIONS

THE LAST **POST**

Post your vote by 6pm* today. If you miss out, take it to your Council office by 10am tomorrow. Queries? Freecall 1 800 801 701.

Support the Locals.

*Mail clearance times may be earlier in non-metro areas.



1996 LOCAL GOVERNMENT ELECTIONS

POST

But you have one last chance. Take your vote to your Council office by 10am today! Queries? Freecall 1 800 801 701.

Support the Locals.



1996 LOCAL GOVERNMENT ELECTIONS

A quiz to test your Local knowledge.



Q. WHICH MUNICIPAL AREAS ARE HAVING ELECTIONS?

All Municipal Areas except Derwent Valley are having elections in 1996. A list of all vacancies will appear in this newspaper on Saturday 7 September, together with a call for nominations which will be open from 16 to 26 September.

Q. HOW DO I VOTE?

All eligible electors will get a postal ballot pack in their letterbox. They should cast their vote and return it straight away. It won't even cost a stamp. Postal ballot packs will be delivered by post between 8 and 11 October.

Q. AM I ENROLLED TO VOTE?

If you are currently on the Tasmanian House of Assembly electoral roll you will be automatically on the Local Government roll. You may check if you are on the House of Assembly roll by contacting the Tasmanian Electoral Office on 1 800 801 701.

If you are eligible to be on the House of Assembly roll but are not correctly enrolled at the moment, you can get an enrolment form from any post office or electoral office – or have one sent to you by ringing 1 800 801 701.

What if I've got a shack or a shop – or if I'm not an Australian citizen?

You are also eligible to enrol where you own or occupy land in a Municipal Area even if you are not eligible to be on the House of Assembly roll for that Area.

You may also vote if you are the nominated representative of a corporate body which owns or occupies land in the Municipal Area and have enrolled.

To enrol to vote under these special provisions you need to obtain a copy of the appropriate enrolment form from your local Council or any electoral office.

Q. WHEN DOES ENROLMENT CLOSE?

Enrolment closes 6pm on Friday 13 September 1996.

Q. SO YOU STILL NEED MORE ANSWERS?

If you have any queries about these elections please contact your local Council or the Tasmanian Electoral Office – FREECALL 1 800 801 701.

We will be delighted to help you. It's easy to vote in Local Government elections.

Support the Locals.

Level 2, Telecom Building, 70 Collins Street, Hobart
GPO Box 275C Hobart Tas 7001 FAX (03) 6224 0217
PHONE (03) 6233 2000 or FREECALL 1 800 801 701