



Launceston City Council 2000 election report

Table of contents

- Local Government Elections in Tasmania
- Report on the 2000 Launceston City Council Election
- List of Councillors (Aldermen) following the 2000 elections
- Councillor results
- Mayor & Deputy Mayor results

Local Government Elections in Tasmania

Every second (even) year elections are held in all 29 councils for the positions of mayor and deputy mayor and half the councillor positions. Where required, by-elections are held concurrently for vacancies that have occurred since the last elections.

The Tasmanian Electoral Office (TEO) supervises the conduct of elections in accordance with the *Local Government Act 1993*. Elections by postal ballot have been held in 1994, 1996, 1999 (deferred from 1998) and 2000, with the next elections due in October 2002.

Following recent changes to the Act, mayors and deputy mayors were elected directly by the electors in each municipal area for the first time in 2000.

Candidate information booklets and complete election results for the state are available from the TEO and are posted on the TEO website www.electoral.tas.gov.au.

2000 Election timetable

Notice of election published	Saturday 16 September
Electoral rolls closed	6 pm Thursday 21 September
Nomination period	25 September— 12 noon on 4 October
Nominations closed	12 noon Wednesday 4 October
Nominations announced & draw for ballot paper positions	12 noon Thursday 5 October
Ballot material delivered to electors	17–20 October
Polling period	17–31 October
Close of poll	10 am Tuesday 31 October

Casual vacancies

Casual vacancies are filled by recount where possible, unless the vacancy occurs within 6 months of a forthcoming election. Only unelected candidates from the relevant election may contest a recount. A candidate elected at a recount serves until the next council election. If a recount is not possible, a by-election is held—with the candidate elected to serve for the remainder of the term of office of the original councillor.

Elector polls

A council may hold an elector poll on any issue it determines. It may also be required to hold an elector poll following petitions from electors in accordance with Part 6 of the Act. A council is not bound by the result of an elector poll.

Electoral system

Voting in Tasmanian local government elections is not compulsory.

Elections for councillor positions are conducted using a system modelled on the Hare-Clark method of proportional representation used in Tasmanian House of Assembly elections.

Mayoral and deputy mayoral elections use a preferential system similar to that used for Tasmanian Legislative Council and Federal House of Representatives elections.

Report on the 2000 Launceston City Council Election

Elections were held for the positions of Mayor and Deputy Mayor for 2 year terms and 6 Councillors (Aldermen) for 4 year terms.

43394 Launceston City electors were enrolled for the 2000 elections, comprising 42928 (98.92%) from the State House of Assembly roll and 466 (1.07%) from the General Manager's roll.

52.42% of Launceston City electors returned their ballot papers in comparison with 57.78% statewide.

Candidates at the 2000 elections

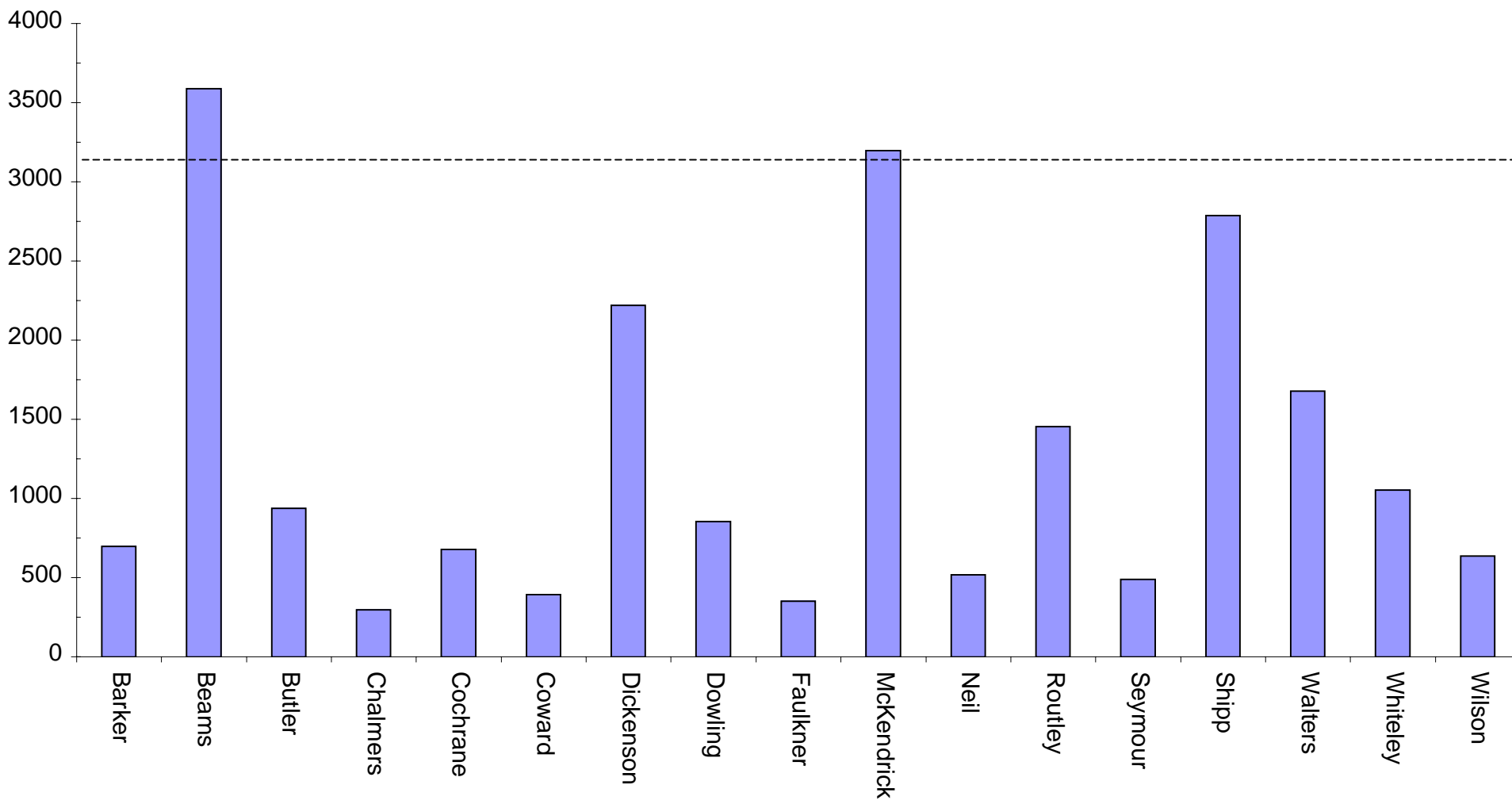
Mayor		Councillors (Aldermen)	
★ LEES, John*	Dilston	BARKER, Max	Launceston
SHIPP, Ray	Newnham	★ BEAMS, Graeme*	Trevallyn
SMART, Margot	Launceston	BUTLER, Debbie	South Launceston
		CHALMERS, Hamish	South Launceston
		COCHRANE, Robin	Launceston
		COWARD, Patricia	South Launceston
		★ DICKENSON, Janie	Trevallyn
		DOWLING, Graeme	St Leonards
		FAULKNER, Garth	East Launceston
		★ McKENDRICK, Robin*	Launceston
		NEIL, Rex	Launceston
		★ ROUTLEY, Ian*	West Launceston
		SEYMOUR, Terence John	Kings Meadows
		★ SHIPP, Ray*	Newnham
		★ WALTERS, Joan*	Trevallyn
		WHITELEY, Sandra F*	Newstead
		WILSON, John R	Norwood

★ denotes elected candidate
* denotes seeking re-election

List of Launceston City Councillors (following the 2000 elections)

Mayor	12 Councillors (Aldermen)	
<i>term ends 2002</i>	<i>term ends 2004</i>	<i>term ends 2002</i>
LEES John	BEAMS Graeme	LEES John
	McKENDRICK Robin	PECK Tony
Deputy Mayor	SHIPP Ray	SMART Margot
<i>term ends 2002</i>	DICKENSON Janie	BROOKES George
WADDLE Annette	WALTERS Joan	WADDLE Annette
	ROUTLEY Ian	SANDS Ted

Launceston City Council - 2000 Councillor (Aldermen) first preferences



Councillor (Aldermen) distribution of preferences

Launceston City Council

Polling closed at 10 am Tuesday 31 October 2000
Number to be elected : 6

Returning Officer : Mr Joseph Brewin

Electors enrolled : 43 394
Declarations returned : 22 747
Response 52.42%

Declarations rejected : 328
Declarations admitted : 22 419
Rejection rate : 1.44%

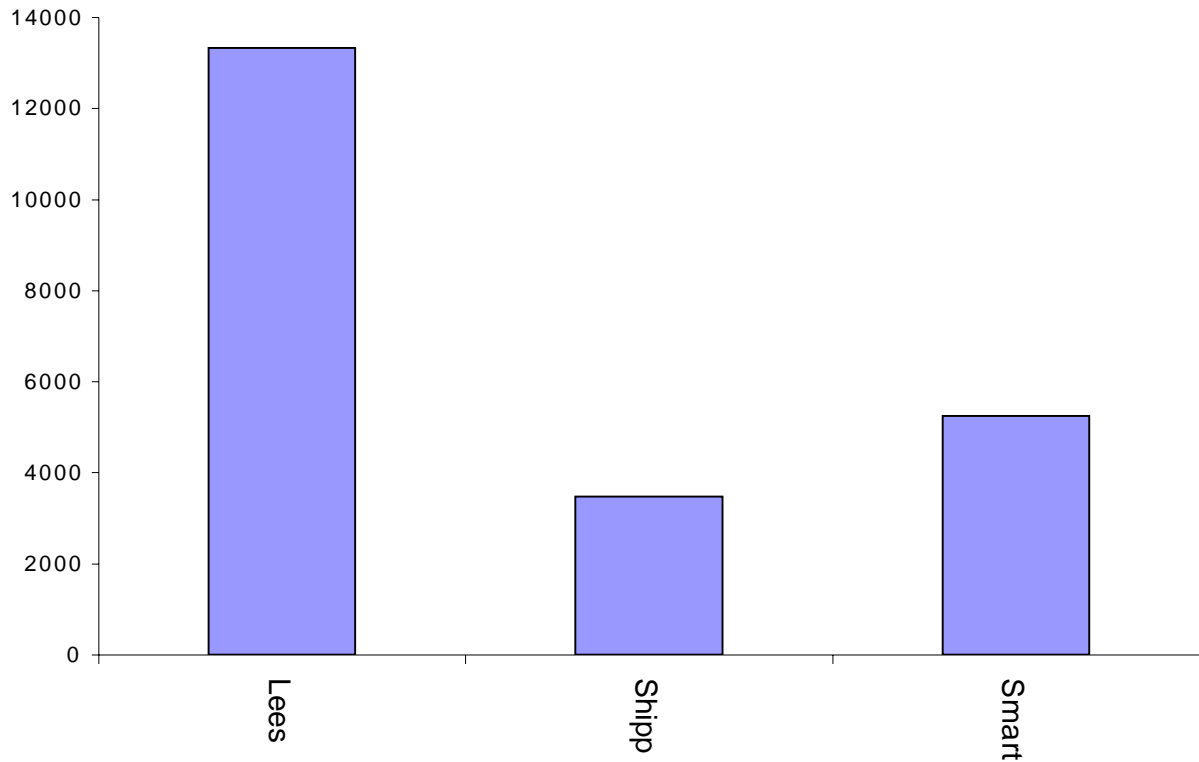
Ballot paper adjustment : 38
Total ballot papers : 22 381
Formal votes : 21 798
Informal ballot papers : 583
Informality rate : 2.60%

CANDIDATES

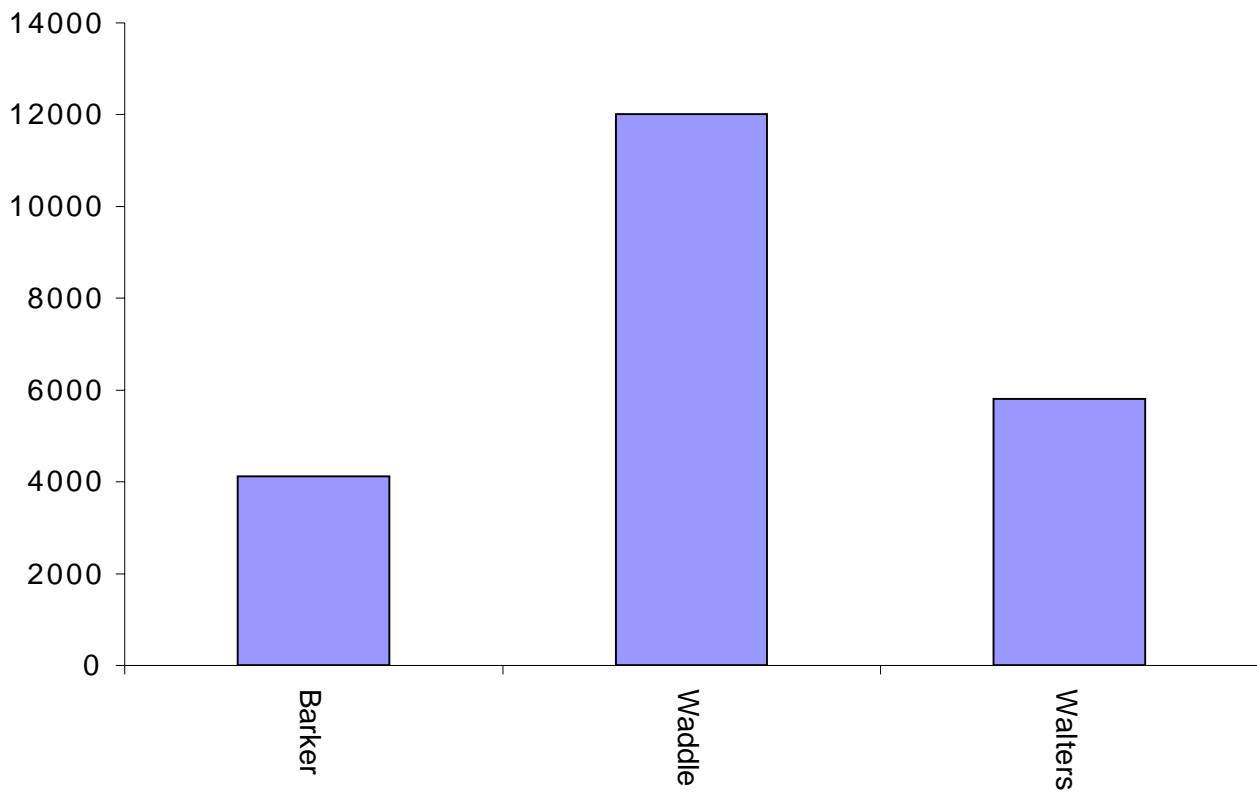
Quota = 3115

	Barker	Beams	Butler	Chalmers	Cochrane	Coward	Dickenson	Dowling	Faulkner	McKendrick	Neil	Routley	Seymour	Shipp	Walters	Whiteley	Wilson	Exhausted	Loss (Gain) by Fraction	Total Votes	Remarks
Count 1	697.00	3 586.00	936.00	296.00	677.00	391.00	2 217.00	851.00	348.00	3 194.00	517.00	1 453.00	488.00	2 786.00	1 677.00	1 050.00	634.00		0.09	21 798.00	Beams elected 1,
Count 2	40.32	- 471.00	20.48	6.43	20.48	6.56	23.11	39.66	5.51	3 194.00	-10.50	73.55	11.16	144.08	37.03	22.19	9.85		0.09	21 798.00	McKendrick elected 2
Count 3	737.32	3 115.00	956.48	302.43	697.56	397.56	2 240.11	890.66	353.51	3 194.00	527.50	1 526.55	498.16	2 930.08	1 714.03	1 072.19	643.85		0.09	21 798.00	Beams surplus distributed
Counts 4 to 6	742.68	3 115.00	960.43	303.34	701.85	398.99	2 245.62	897.51	354.47	3 115.00	529.05	1 540.35	501.70	2 949.27	1 719.76	1 076.88	645.92		0.18	21 798.00	McKendrick's surplus distributed
Counts 7 to 9	752.90	3 115.00	984.17	0.00	725.02	415.99	2 320.44	908.81	374.08	3 115.00	539.51	1 563.94	517.37	2 977.75	1 741.19	1 089.29	657.22		0.14	21 798.00	Chalmers excluded
Counts 10 to 12	767.23	3 115.00	1 012.32	28.15	738.35	428.58	2 384.36	927.35	0.00	3 115.00	551.81	1 576.19	544.78	2 992.36	1 765.23	1 105.32	773.70		0.10	21 798.00	Faulkner excluded
Counts 13 to 15	787.76	3 115.00	1 090.04	77.72	27.98	- 428.58	67.99	20.82	- 374.08	3 115.00	15.00	23.51	21.17	23.30	64.66	52.74	13.04		0.12	21 798.00	Coward excluded
Count 16	826.03	3 115.00	1 151.96	61.92	766.33	0.00	2 452.35	948.17		3 115.00	56.92	35.31	- 565.95	58.42	46.05	48.29	75.02		0.06	21 798.00	Seymour excluded
Counts 17 to 18	889.03	3 115.00	1 205.96	54.00	797.65	2 541.72	973.17	35.00		3 115.00	- 609.00	63.00	120.00	53.00	86.00	27.00			1.00	21 798.00	Neil part excluded
Count 19	890.61	3 115.00	1 207.51	1.55	847.65	2 597.72	1 009.17	36.00		3 115.00	14.73	1 698.01	3 194.08	1 928.94	1 292.35	888.76			1.00	21 798.00	Shipp elected 3
Counts 20 to 23	902.47	3 115.00	1 212.78	5.27	848.80	2 559.54	1 010.83	1.66		3 115.00	- 14.73	2.91	- 79.08	2.29	1.07	0.64			0.02	21 798.00	Neil fully excluded
Counts 24 to 27	970.02	3 115.00	1 304.64	91.86	853.41	2 606.13	1 018.73	7.90		3 115.00	0.00	1 700.92	3 115.00	1 944.41	1 305.28	894.01			0.65	21 798.00	Shipp's surplus distributed
Count 28	66.32	- 970.00	119.00	5.59	- 853.41	179.89	70.26	4.61		3 115.00	12.52	1 713.44	3 115.00	2 096.47	1 425.32	931.54			1.67	21 798.00	Cochrane excluded
Counts 29 to 31	66.34	- 66.34	1 568.89	5.59	0.00	2 786.02	1 088.99	7.90		3 115.00	90.84	90.84	3 115.00	2 096.47	1 425.32	931.54			3.67	21 798.00	Wilson excluded
Count 32	0.00	3 115.00	1 574.48	27.79	3 098.34	3 098.34	1 161.66	14.97		3 115.00	1 934.78	1 934.78	3 115.00	2 243.62	1 516.22	0.00			11.38	21 798.00	Bariker part excluded
Counts 33 to 37	66.34	3 115.00	1 602.27	27.79	161.00	161.00	139.00	34.96		3 115.00	201.00	201.00	3 115.00	2 467.62	1 620.22	104.00			22.00	21 798.00	Dickenson elected 4
Count 38	0.00	3 115.00	1 842.51	5.59	3 259.34	3 259.34	1 300.66	14.97		3 115.00	2 135.78	2 135.78	3 115.00	2 467.62	1 620.22	104.00			33.38	21 798.00	Bariker fully excluded
Counts 39 to 42	66.34	3 115.00	1 602.27	27.79	- 144.34	34.96	3 115.00	1 350.59		3 115.00	2 156.43	2 156.43	3 115.00	2 480.52	1 630.02	28.68			35.79	21 798.00	Dickenson's surplus distributed
Count 43	66.34	3 115.00	1 842.51	5.59	3 115.00	3 115.00	1 350.59	14.97		3 115.00	2 175.25	2 175.25	3 115.00	2 495.76	1 668.70	28.68			18.82	21 798.00	Dowling excluded
	66.34	3 115.00	1 842.51	5.59	3 115.00	3 115.00	1 350.59	14.97		3 115.00	2 641.14	2 641.14	3 115.00	3 115.00	2 815.11	2 900.56			83.25	21 798.00	
	66.34	3 115.00	1 842.51	5.59	3 115.00	3 115.00	1 350.59	14.97		3 115.00	2 993.51	2 993.51	3 115.00	3 115.00	3 509.11	2 471.56			171.00	21 798.00	Butler part excluded
	66.34	3 115.00	1 842.51	5.59	3 115.00	3 115.00	1 350.59	14.97		3 115.00	2 993.51	2 993.51	3 115.00	3 115.00	3 509.11	2 471.56			308.86	21 798.00	Walters elected 5
	66.34	3 115.00	1 842.51	5.59	3 115.00	3 115.00	1 350.59	14.97		3 115.00	41.37	41.37	3 115.00	3 115.00	3 509.11	2 471.56			12.98	21 798.00	Butler fully excluded
	66.34	3 115.00	1 842.51	5.59	3 115.00	3 115.00	1 350.59	14.97		3 115.00	113.00	113.00	3 115.00	3 115.00	3 509.11	2 471.56			321.84	21 798.00	Walters surplus distributed
	66.34	3 115.00	1 842.51	5.59	3 115.00	3 115.00	1 350.59	14.97		3 115.00	3 106.51	3 106.51	3 115.00	3 115.00	3 115.00	2 741.66			52.24	21 798.00	Routley elected 6
	66.34	3 115.00	1 842.51	5.59	3 115.00	3 115.00	1 350.59	14.97		3 115.00	3 106.51	3 106.51	3 115.00	3 115.00	3 115.00	2 741.66			374.08	21 798.00	

Launceston City Council - 2000 Mayor first preferences



Launceston City Council - 2000 Deputy Mayor first preferences



Launceston City Council

Polling closed at 10 am Tuesday 31 October 2000

Returning Officer : Mr Joseph Brewin

Electors enrolled : 43 394

Declarations returned : 22 747

Response 52.42%

Mayor

Ballot paper adjustment : 37

Total ballot papers : 22 382

Formal votes : 22 037

Informal ballot papers : 345

Informality Rate : 1.54%

		CANDIDATES				
		Lees	Shipp	Smart	Total Votes	Remarks
Count 1	Total	13 332	3 469	5 236	22 037	Lees Elected

Deputy Mayor

Ballot paper adjustment : 36

Total ballot papers : 22 383

Formal votes : 21 918

Informal ballot papers : 465

Informality Rate : 2.07%

		CANDIDATES				
		Barker	Waddle	Walters	Total Votes	Remarks
Count 1	Total	4 115	12 007	5 796	21 918	Waddle Elected