



Burnie City Council

2002 election report

Table of contents

- Local Government Elections in Tasmania
- Report on the 2002 Burnie City Council Election
- List of Councillors (Aldermen) following the 2002 elections
- Councillor (Aldermen) results
- Mayor and Deputy Mayor results

Local Government Elections in Tasmania

Every second (even) year elections are held in all 29 councils for the positions of mayor and deputy mayor and half the councillor positions. Where required, by-elections are held concurrently for vacancies that have occurred since the last elections.

The Tasmanian Electoral Office (TEO) supervises the conduct of elections in accordance with the *Local Government Act 1993*. Elections by postal ballot have been held in 1994, 1996, 1999 (deferred from 1998), 2000 and 2002, with the next elections due in October 2004.

Since 2000 mayors and deputy mayors are elected directly by the electors in each municipal area.

Candidate information booklets and complete election results for the state are available from the TEO and are posted on the TEO website www.electoral.tas.gov.au.

2002 Election timetable

Notice of election published	Saturday 14 September
Electoral rolls closed	6 pm Thursday 19 September
Nomination period	23 September— 12 noon on 2 October
Nominations closed	12 noon Wednesday 2 October
Nominations announced & draw for ballot paper positions	12 noon Thursday 3 October
Ballot material delivered to electors	15–18 October
Polling period	15–29 October
Close of poll	10 am Tuesday 29 October

Casual vacancies

Casual vacancies are filled by recount where possible, unless the vacancy occurs within 6 months of a forthcoming election. Only unelected candidates from the relevant election may contest a recount. A candidate elected at a recount serves until the next council election. If a recount is not possible, a by-election is held—with the candidate elected to serve for the remainder of the term of office of the original councillor.

Elector polls

A council may hold an elector poll on any issue it determines. It may also be required to hold an elector poll following petitions from electors in accordance with Part 6 of the Act. A council is not bound by the result of an elector poll.

Electoral system

Voting in Tasmanian local government elections is not compulsory.

Elections for councillor positions are conducted using a system modelled on the Hare-Clark method of proportional representation used in Tasmanian House of Assembly elections.

Mayoral and deputy mayoral elections use a preferential system similar to that used for Tasmanian Legislative Council and Federal House of Representatives elections.

Report on the 2002 Burnie City Council Election

Elections were held for the positions of Mayor and Deputy Mayor for 2 year terms, 6 Councillors (Aldermen) for 4 year terms and one by-election for a Councillor for a 2 year term.

13 630 Burnie City electors were enrolled for the 2002 elections, comprising 13 385 (98.20%) from the State House of Assembly roll and 245 (1.80%) from the General Manager's roll.

66.45% of Burnie City electors returned their ballot papers in comparison with 57.48% statewide.

On Monday 9 September 2002 the Governor issued an Order-in-Council which affected the number of vacancies in the office of councillor to be filled at the 2002 elections.

The total number of persons to be elected in the municipal area of Burnie is 10 on and after the day on which the certificate of election is issued in respect of the election to be held in October 2002 and 9 on and after the day on which the certificate of election is issued in respect of the election to be held in October 2004.

This effectively reduced the number of persons to be elected as councillors at the 2002 election from 6 to 4. This will also reduce the number of persons to be elected as councillors at the October 2004 election from 6 to 5.

Candidates at the 2002 elections

Mayor		Councillors (Aldermen)	
BLIZZARD, Jan	Upper Burnie	★ BOYD, Alvwyn*	Montello
★ BOYD, Alvwyn*	Montello	CROMBIE, Simon	Park Grove
WINTER, Colin	Park Grove	EDNEY, Darrell John	Upper Burnie
		★ GREEN, Stephen*	Stowport
		HILDER, Christine	Shorewell Park
		HUMPHRIES, Carol	Burnie
		KELLY, John Robert	Upper Natone
Deputy Mayor		★ MUNRO, John*	Park Grove
ALTIMIRA, Jim	Natone	RAWLINGS, Michael	Stowport
FRENCH, Sandra	Mooreville	SHERRIFF, Stephen	Shorewell Park
GREEN, Stephen	Stowport	★ WINTER, Colin*	Park Grove
★ MUNRO, John	Park Grove		

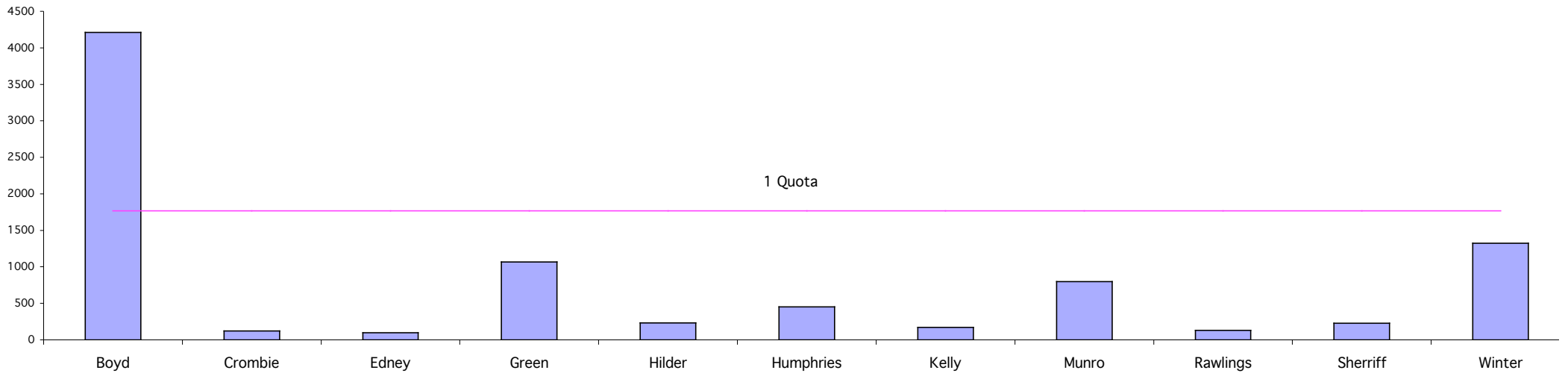
★ denotes elected candidate

* denotes seeking re-election

Burnie City Councillors following the 2002 elections

Mayor	10 Councillors (Aldermen)	
<i>term ends 2004</i>	<i>term ends 2006</i>	<i>term ends 2004</i>
BOYD Alvwyn	BOYD Alvwyn	BLIZZARD Jan
Deputy Mayor	WINTER Colin	ALTIMIRA Jim
<i>term ends 2004</i>	MUNRO John	FRENCH Sandra
MUNRO John	GREEN Stephen	SAMEC Sam
		ELPHINSTONE Ross L
		BLACKLOW Bob

Burnie Councillor 2002 First Preferences



Burnie City Council

Polling closed at 10am 29 October 2002

Number to be elected: 4

Returning Officer: Mr Julian Type

Electors enrolled: 13630

Declarations returned: 9057

Response: 66.45%

Declarations rejected: 112

Declarations admitted: 8945

Rejection rate: 1.24%

Ballot paper adjustment: 4

Total ballot papers: 8941

Formal Votes: 8831

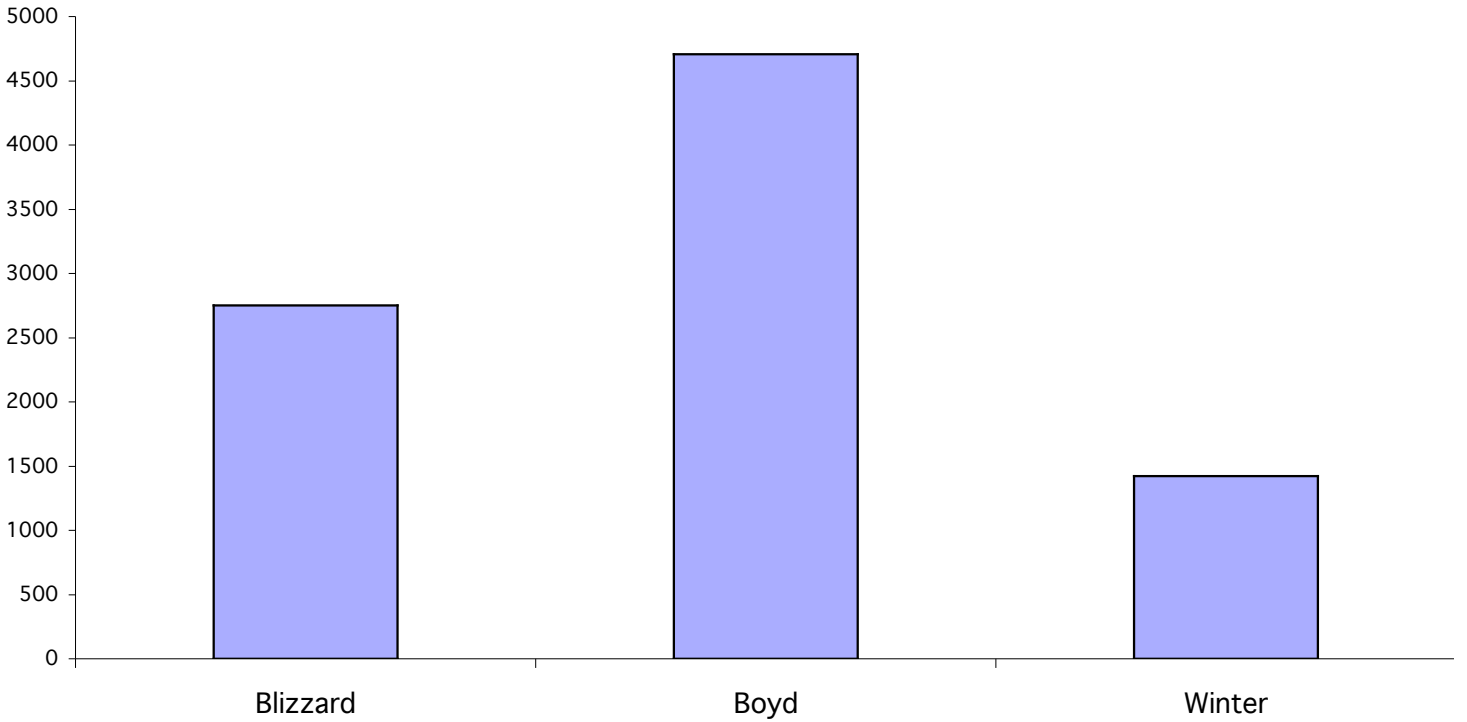
Informal ballot papers: 110

Informality rate: 1.23%

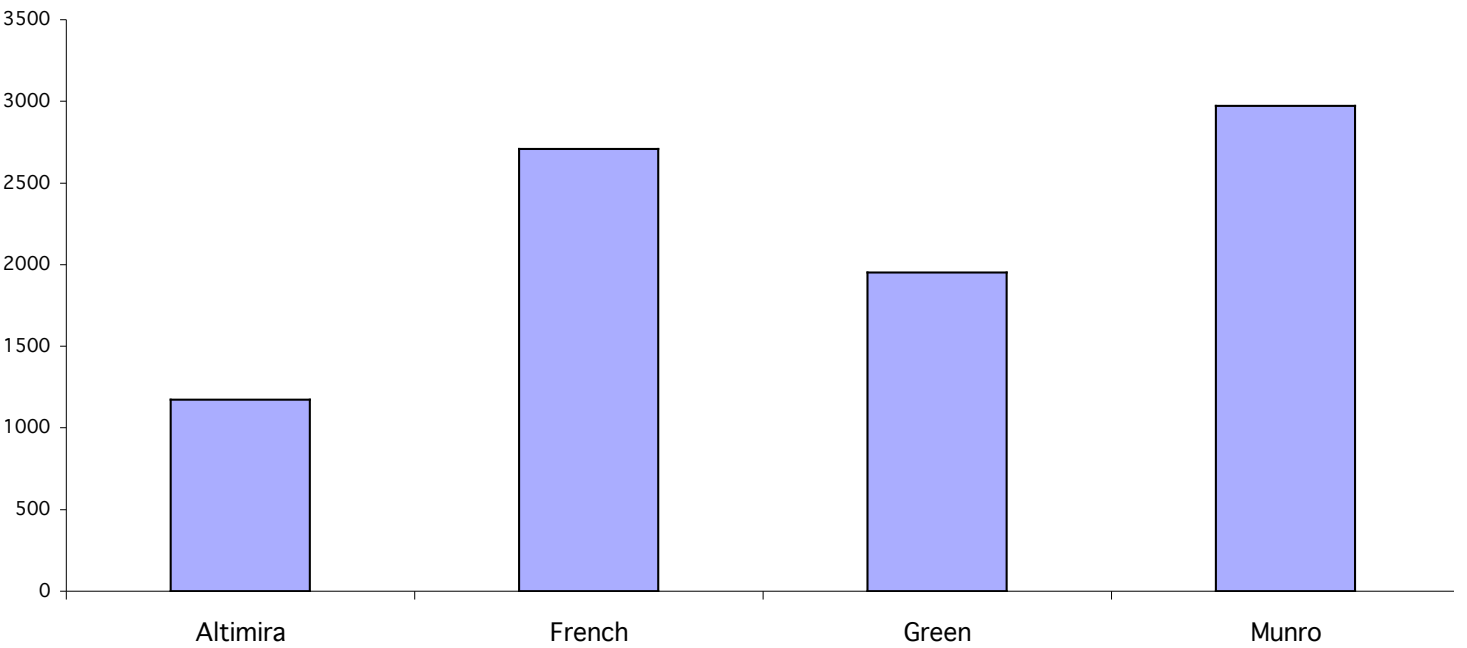
Quota= 1767

		Candidates										Exhausted	Loss (Gain) by fraction	Total Votes	Remarks	
		Boyd	Crombie	Edney	Green	Hilder	Humphries	Kelly	Munro	Rawlings	Sherriff					Winter
Count 1	Total	4209.00	124.00	96.00	1065.00	233.00	451.00	170.00	800.00	131.00	229.00	1323.00	0.00	0.00	8831	Boyd elected 1
Count 2	Votes Transferred	-2442.00	49.89	26.10	372.47	84.70	137.50	58.59	751.91	58.59	56.85	845.32	0.00	0.08		Boyd's surplus distributed
Count 3	Progress totals	1767.00	173.89	122.10	1437.47	317.70	588.50	228.59	1551.91	189.59	285.85	2168.32	0.00	0.08	8831	Winter elected 2
	Votes Transferred		11.29	6.61	76.02	20.38	39.38	14.87	199.69	16.80	16.25	-401.32	0.00	0.03		Winter's surplus distributed
Count 4	Progress totals	1767.00	185.18	128.71	1513.49	338.08	627.88	243.46	1751.60	206.39	302.10	1767.00	0.00	0.11	8831	Edney excluded
	Votes Transferred		15.00	-96.00	21.00	8.00	11.00	6.00	23.00	6.00	6.00		0.00	0.00		Edney's votes distributed
Count 5 to 6	Progress totals	1767.00	200.18	32.71	1534.49	346.08	638.88	249.46	1774.60	212.39	308.10	1767.00	0.00	0.11	8831	Munro elected 3 , Edney partially e:
	Votes Transferred		2.84	-32.71	5.43	4.30	6.62	3.45		5.19	3.14		1.71	0.03		Edney's votes distributed
Count 7	Progress totals	1767.00	203.02	0.00	1539.92	350.38	645.50	252.91	1774.60	217.58	311.24	1767.00	1.71	0.14	8831	Edney fully excluded
	Votes Transferred		0.99		0.99	2.31	1.32	0.33	-7.60	0.33	0.99		0.33	0.01		Munro's surplus distributed
Count 8 to 11	Progress totals	1767.00	204.01		1540.91	352.69	646.82	253.24	1767.00	217.91	312.23	1767.00	2.04	0.15	8831	Crombie excluded
	Votes Transferred		-204.01		35.63	39.51	47.81	22.17		22.40	28.49		7.95	0.05		Crombie's votes distributed
Count 12 to 15	Progress totals	1767.00	0.00		1576.54	392.20	694.63	275.41	1767.00	240.31	340.72	1767.00	9.99	0.20	8831	Crombie fully excluded, Rawlings ex
	Votes Transferred				71.10	33.84	28.03	47.69		-240.31	42.62		17.00	0.03		Rawlings' votes distributed
Count 16 to 19	Progress totals	1767.00			1647.64	426.04	722.66	323.10	1767.00	0.00	383.34	1767.00	26.99	0.23	8831	Rawlings fully excluded, Kelly exclu
	Votes Transferred				98.98	60.99	77.50	-323.10			62.86		22.75	0.02		Kelly's votes distributed
Count 20	Progress totals	1767.00			1746.62	487.03	800.16	0.00	1767.00		446.20	1767.00	49.74	0.25	8831	Kelly fully excluded, Sherriff exclud
	Votes Transferred				165.00	68.00	72.00				-331.00		26.00	0.00		Sherriff's votes distributed
Count 21	Progress totals	1767.00			1911.62	555.03	872.16		1767.00		115.20	1767.00	75.74	0.25	8831	Green elected 4 , Sherriff partially e

Burnie Mayor 2002 First Preferences



Burnie Deputy Mayor 2002 First Preferences



Burnie City Council

Polling closed at 10am 29th October 2002

Returning Officer: Mr Julian Type

Declarations admitted: 8945

Ballot paper adjustment: 4

Total ballot papers: 8941

Formal votes: 8876

Informal ballot papers: 65

Informality rate: 0.73%

Mayor

		Candidates			Exhausted Votes	Total Votes	Absolute Majority	Remarks
		Blizzard	Boyd	Winter				
Count 1	Total	2749	4705	1422		8876	4439	Boyd elected

Burnie City Council

Polling closed at 10am 29 October 2002

Returning Officer: Mr Julian Type

Declarations admitted: 8945

Ballot paper adjustment: 4

Total ballot papers: 8941

Formal votes: 8807

Informal ballot papers: 134

Informality rate: 1.50%

Deputy Mayor

		Candidates				Exhausted Votes	Total Votes	Absolute Majority	Remarks
		Altimira	French	Green	Munro				
Count 1	Total	1173	2710	1952	2972	0	8807	4404	
Count 2	Votes transferred	-1173	283	277	445	168			Altimira excluded
	Progress totals	0	2993	2229	3417	168	8807	4319	
Count 3	Votes transferred		761	-1952	921	270			Green partially excluded
	Progress totals		3745	277	4338	438	8807	4185	Munro elected