



Kingborough Council

2002 election report

Table of contents

- Local Government Elections in Tasmania
- Report on the 2002 Kingborough Council Election
- List of Councillors following the 2002 elections
- Councillor results
- Mayor and Deputy Mayor results

Local Government Elections in Tasmania

Every second (even) year elections are held in all 29 councils for the positions of mayor and deputy mayor and half the councillor positions. Where required, by-elections are held concurrently for vacancies that have occurred since the last elections.

The Tasmanian Electoral Office (TEO) supervises the conduct of elections in accordance with the *Local Government Act 1993*. Elections by postal ballot have been held in 1994, 1996, 1999 (deferred from 1998), 2000 and 2002, with the next elections due in October 2004.

Since 2000 mayors and deputy mayors are elected directly by the electors in each municipal area.

Candidate information booklets and complete election results for the state are available from the TEO and are posted on the TEO website www.electoral.tas.gov.au.

2002 Election timetable

Notice of election published	Saturday 14 September
Electoral rolls closed	6 pm Thursday 19 September
Nomination period	23 September— 12 noon on 2 October
Nominations closed	12 noon Wednesday 2 October
Nominations announced & draw for ballot paper positions	12 noon Thursday 3 October
Ballot material delivered to electors	15–18 October
Polling period	15–29 October
Close of poll	10 am Tuesday 29 October

Casual vacancies

Casual vacancies are filled by recount where possible, unless the vacancy occurs within 6 months of a forthcoming election. Only unelected candidates from the relevant election may contest a recount. A candidate elected at a recount serves until the next council election. If a recount is not possible, a by-election is held—with the candidate elected to serve for the remainder of the term of office of the original councillor.

Elector polls

A council may hold an elector poll on any issue it determines. It may also be required to hold an elector poll following petitions from electors in accordance with Part 6 of the Act. A council is not bound by the result of an elector poll.

Electoral system

Voting in Tasmanian local government elections is not compulsory.

Elections for councillor positions are conducted using a system modelled on the Hare-Clark method of proportional representation used in Tasmanian House of Assembly elections.

Mayoral and deputy mayoral elections use a preferential system similar to that used for Tasmanian Legislative Council and Federal House of Representatives elections.

Report on the 2002 Kingborough Council Election

Elections were held for the positions of Mayor and Deputy Mayor for 2 year terms and 6 Councillors for 4 year terms.

21 009 Kingborough electors were enrolled for the 2002 elections, comprising 20 696 (98.51%) from the State House of Assembly roll and 313 (1.13%) from the General Manager's roll.

57.42% of Kingborough electors returned their ballot papers in comparison with 57.48% statewide.

Candidates at the 2002 elections

Mayor		Councillors	
BOWMAN, Noel	Snug	★ BOWMAN, Noel*	Snug
BUCHAN, Fiona	Kingston Beach	BROWN, Ian	Mount Nelson
BURY, Graham	Tinderbox	★ BUCHAN, Fiona*	Kingston Beach
FOX, Flora	Howden	★ BUSH, Julian	Bruny Island
★ HAZELL, Donald*	Kingston	CHUCKOWREE, Geean (Singh)	Blackmans Bay
		★ FOX, Flora*	Howden
		HANSSON, Rod	Kingston
		★ HAZELL, Donald*	Kingston
		HIGGINS, Michele	Birchs Bay
		★ MCGINNISS, Roger	Leslie Vale
		SMITH, Derek	Kingston
Deputy Mayor			
BARTLETT, Beth	Oyster Cove		
BUSH, Julian	Bruny Island		
CHATTERTON, Paul	Blackmans Bay		
GRACE, David	Snug		
★ WASS, Steve*	Blackmans Bay		

★ denotes elected candidate

* denotes seeking re-election

Kingborough Councillors following the 2002 elections

Mayor

term ends 2004

HAZELL Donald

Deputy Mayor

term ends 2004

WASS Steve

12 Councillors

term ends 2006

HAZELL Donald

FOX Flora

BOWMAN Noel

BUSH Julian

BUCHAN Fiona

MCGINNISS Roger

term ends 2004

WASS Steve

BAPTIST Simon

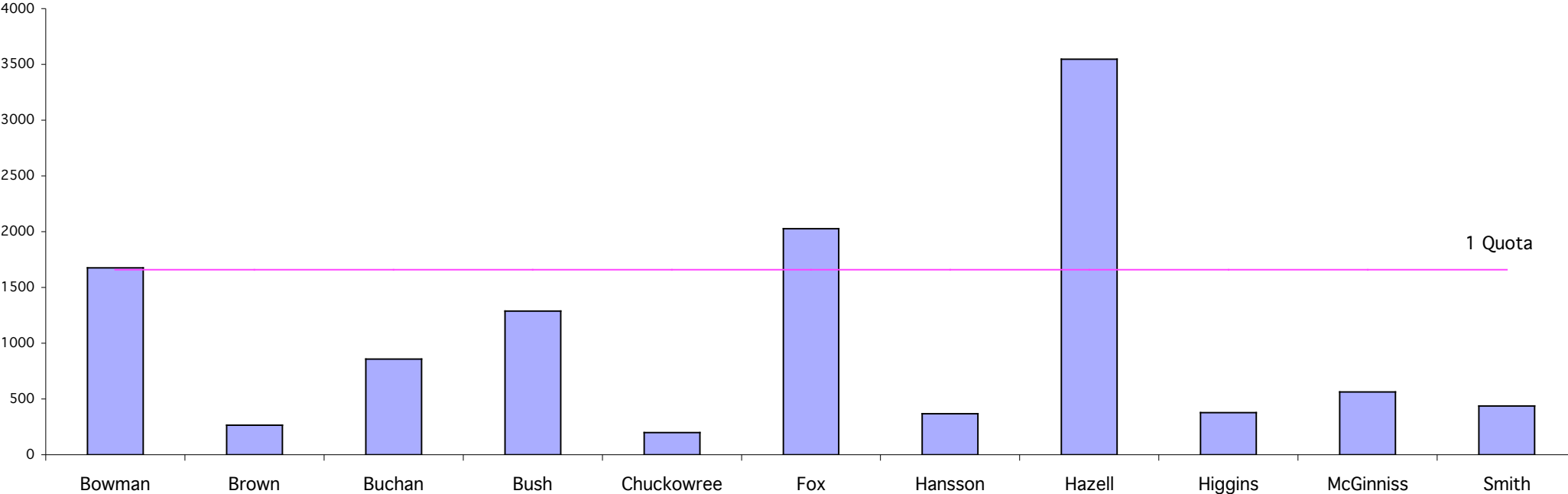
BURY Graham

CHATTERTON Paul

BARTLETT Beth

GRACE David

Kingborough Councillor 2002 First Preferences



Kingborough Council

Polling closed at 10am 29th October 2002

Number to be elected: 6

Returning Officer: Mrs Sally Ridgeway

Electors enrolled: 21009

Declarations returned: 12064

Response: 57.42%

Declarations rejected: 134

Declarations admitted: 11930

Rejection rate: 1.11%

Ballot paper adjustment: 10

Total ballot papers: 11920

Formal Votes: 11602

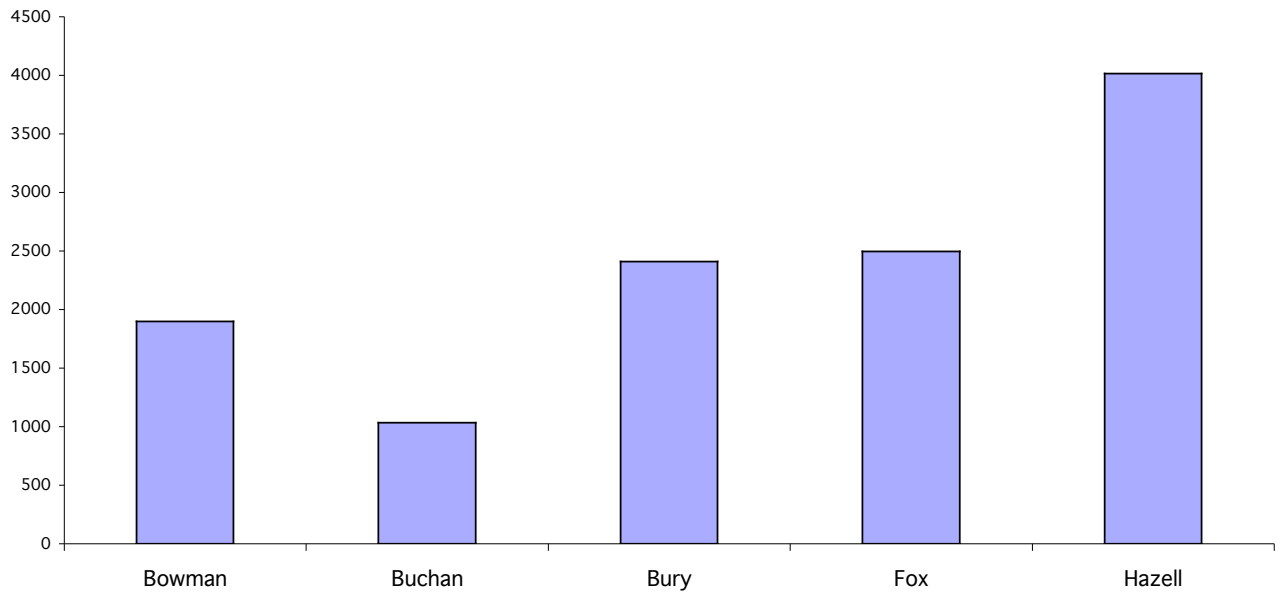
Informal ballot papers: 318

Informality rate: 2.67%

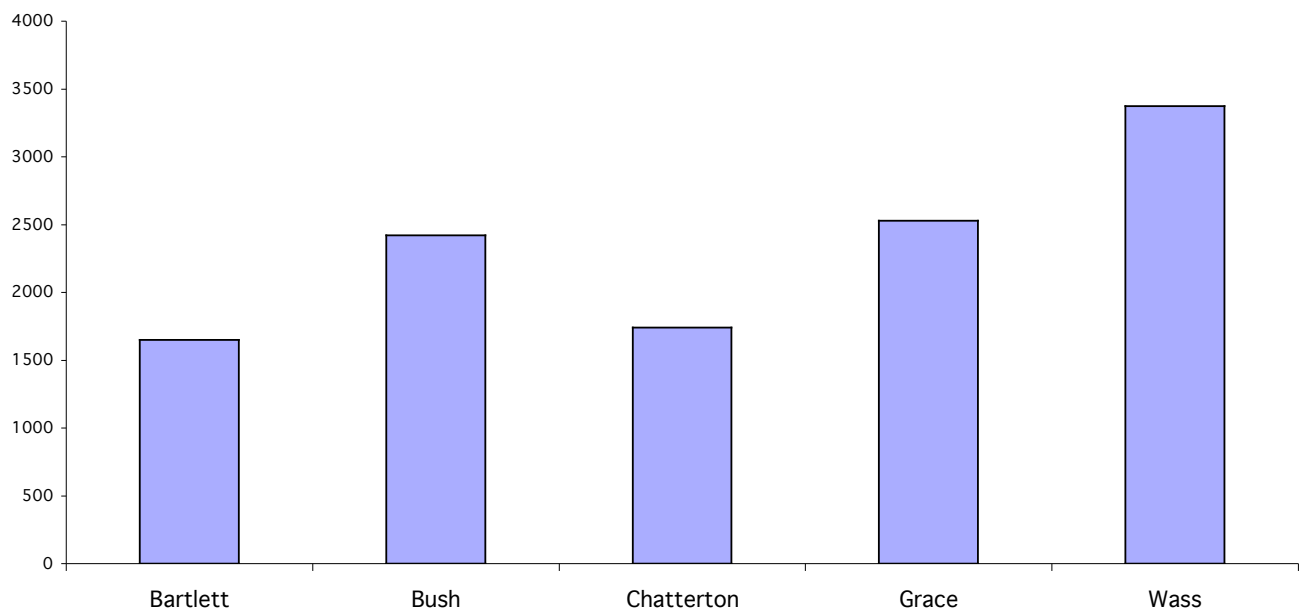
Quota= 1658

		Candidates											Exhausted	Loss (Gain) by fraction	Total Votes	Remarks
		Bowman	Brown	Buchan	Bush	Chuckowree	Fox	Hansson	Hazell	Higgins	McGinniss	Smith				
Count 1	Total	1676.00	266.00	856.00	1288.00	200.00	2027.00	366.00	3546.00	379.00	562.00	436.00	0.00	0.00	11602	HAZELL elected 1, FOX elected 2, BOWMAN elected 3
Count 2	Votes transferred		75.07	301.88	267.81	75.07		274.73	-1888.00	81.46	386.01	425.94	0.00	0.03		HAZELL's surplus distributed
Count 3	Progress totals	1676.00	341.07	1157.88	1555.81	275.07	2027.00	640.73	1658.00	460.46	948.01	861.94	0.00	0.03	11602	
	Votes transferred		21.48	90.65	125.42	17.11	-369.00	18.75		52.24	24.39	18.93	0.00	0.03		FOX's surplus distributed
Count 4	Progress totals	1676.00	362.55	1248.53	1681.23	292.18	1658.00	659.48	1658.00	512.70	972.40	880.87	0.00	0.06	11602	BUSH elected 4
	Votes transferred	-18.00	1.21	3.68		1.23		2.69		1.81	3.81	3.54	0.00	0.03		BOWMAN's surplus distributed
Count 5	Progress totals	1658.00	363.76	1252.21	1681.23	293.41	1658.00	662.17	1658.00	514.51	976.21	884.41	0.00	0.09	11602	
	Votes transferred		3.27	4.01	-23.23	1.61		1.34		11.09	0.84	1.04	0.00	0.03		BUSH's surplus distributed
Count 6 to 10	Progress totals	1658.00	367.03	1256.22	1658.00	295.02	1658.00	663.51	1658.00	525.60	977.05	885.45	0.00	0.12	11602	CHUCKOWREE excluded
	Votes transferred		28.08	64.05		-295.02		59.32		40.02	46.06	57.38	0.00	0.11		CHUCKOWREE's votes distributed
Count 11 to 15	Progress totals	1658.00	395.11	1320.27	1658.00	0.00	1658.00	722.83	1658.00	565.62	1023.11	942.83	0.00	0.23	11602	CHUCKOWREE fully excluded, BROWN excluded
	Votes transferred		-395.11	36.68				64.21		199.13	42.66	51.34	1.06	0.03		BROWN's votes distributed
Count 16 to 20	Progress totals	1658.00	0.00	1356.95	1658.00		1658.00	787.04	1658.00	764.75	1065.77	994.17	1.06	0.26	11602	BROWN fully excluded, HIGGINS excluded
	Votes transferred			301.81				213.25		-764.75	142.70	92.78	14.15	0.06		HIGGINS' votes distributed
Count 21	Progress totals	1658.00		1658.76	1658.00		1658.00	1000.29	1658.00	0.00	1208.47	1086.95	15.21	0.32	11602	HIGGINS fully excluded, BUCHAN elected 5
	Votes transferred			-0.76				0.27			0.20	0.18	0.09	0.02		BUCHAN's surplus distributed
Count 22 to 24	Progress totals	1658.00		1658.00	1658.00		1658.00	1000.56	1658.00		1208.67	1087.13	15.30	0.34	11602	HANSSON excluded
	Votes transferred							-990.47			461.48	451.87	77.12	0.00		HANSSON's votes distributed
Count 25	Progress totals	1658.00		1658.00	1658.00		1658.00	10.09	1658.00		1670.15	1539.00	92.42	0.34	11602	MCGINNISS elected 6 , HANSSON partially excluded

Kingborough Mayor 2002 First Preferences



Kingborough Deputy Mayor 2002 First Preferences



Kingborough Council

Polling closed at 10am 29th October 2002

Returning Officer: Mrs Sally Ridgeway

Declarations admitted: 11930

Ballot paper adjustment: 10

Total ballot papers: 11920

Formal votes: 11855

Informal ballot papers: 65

Informality rate: 0.55%

Mayor

		Candidates					Exhausted Votes	Total Votes	Absolute Majority	Remarks
		Bowman	Buchan	Bury	Fox	Hazell				
Count 1	Total	1899	1034	2409	2497	4016	0	11855	5928	
Count 2	Votes transferred	122	-1034	315	290	150	157			
	Progress totals	2021	0	2724	2787	4166	157	11855	5849	Buchan excluded
Count 3	Votes transferred	-2021		696	327	679	319			
	Progress totals	0		3420	3114	4845	476	11855	5689	Bowman excluded
Count	Votes transferred			1901	-3114	745	468			
	Progress totals			5321	0	5590	944	11855	5455	Fox excluded, Hazell elected

Kingborough Council

Polling closed at 10am 29th October 2002

Returning Officer: Mrs Sally Ridgeway

Declarations admitted: 11930

Ballot paper adjustment: 10

Total ballot papers: 11920

Formal votes: 11719

Informal ballot papers: 201

Informality rate: 1.69%

Deputy Mayor

		Candidates					Exhausted Votes	Total Votes	Absolute Majority	Remarks
		Bartlett	Bush	Chatterton	Grace	Wass				
Count 1	Total	1650	2420	1740	2530	3373	0	11719	5860	
Count 2	Votes transferred	-1650	366	284	352	355	293			Barlett excluded
	Progress totals	0	2786	2030	2882	3728	293	11719	5714	
Count 3	Votes transferred		296	-2030	731	663	340			Chatterton excluded
	Progress totals		3082	0	3613	4391	633	11719	5544	
Count 4	Votes transferred		-3082		1050	1418	614			Bush excluded
	Progress totals		0		4663	5809	1247	11719	5237	Wass elected