



West Tamar Council

2002 election report

Table of contents

- Local Government Elections in Tasmania
- Report on the 2002 West Tamar Council Election
- List of Councillors following the 2002 elections
- Councillor results
- Mayor and Deputy Mayor results
- Elector Poll results

Local Government Elections in Tasmania

Every second (even) year elections are held in all 29 councils for the positions of mayor and deputy mayor and half the councillor positions. Where required, by-elections are held concurrently for vacancies that have occurred since the last elections.

The Tasmanian Electoral Office (TEO) supervises the conduct of elections in accordance with the *Local Government Act 1993*. Elections by postal ballot have been held in 1994, 1996, 1999 (deferred from 1998), 2000 and 2002, with the next elections due in October 2004.

Since 2000 mayors and deputy mayors are elected directly by the electors in each municipal area.

Candidate information booklets and complete election results for the state are available from the TEO and are posted on the TEO website www.electoral.tas.gov.au.

2002 Election timetable

Notice of election published	Saturday 14 September
Electoral rolls closed	6 pm Thursday 19 September
Nomination period	23 September— 12 noon on 2 October
Nominations closed	12 noon Wednesday 2 October
Nominations announced & draw for ballot paper positions	12 noon Thursday 3 October
Ballot material delivered to electors	15–18 October
Polling period	15–29 October
Close of poll	10 am Tuesday 29 October

Casual vacancies

Casual vacancies are filled by recount where possible, unless the vacancy occurs within 6 months of a forthcoming election. Only unelected candidates from the relevant election may contest a recount. A candidate elected at a recount serves until the next council election. If a recount is not possible, a by-election is held—with the candidate elected to serve for the remainder of the term of office of the original councillor.

Elector polls

A council may hold an elector poll on any issue it determines. It may also be required to hold an elector poll following petitions from electors in accordance with Part 6 of the Act. A council is not bound by the result of an elector poll.

Electoral system

Voting in Tasmanian local government elections is not compulsory.

Elections for councillor positions are conducted using a system modelled on the Hare-Clark method of proportional representation used in Tasmanian House of Assembly elections.

Mayoral and deputy mayoral elections use a preferential system similar to that used for Tasmanian Legislative Council and Federal House of Representatives elections.

Report on the 2002 West Tamar Council Election

Elections were held for the positions of Mayor and Deputy Mayor for 2 year terms, 5 Councillors for 4 year terms and an **Elector Poll**.

14 625 West Tamar electors were enrolled for the 2002 elections, comprising 14 388 (98.38%) from the State House of Assembly roll and 237 (1.62%) from the General Manager's roll.

55.70% of West Tamar electors returned their ballot papers in comparison with 57.48% statewide.

Candidates at the 2002 elections

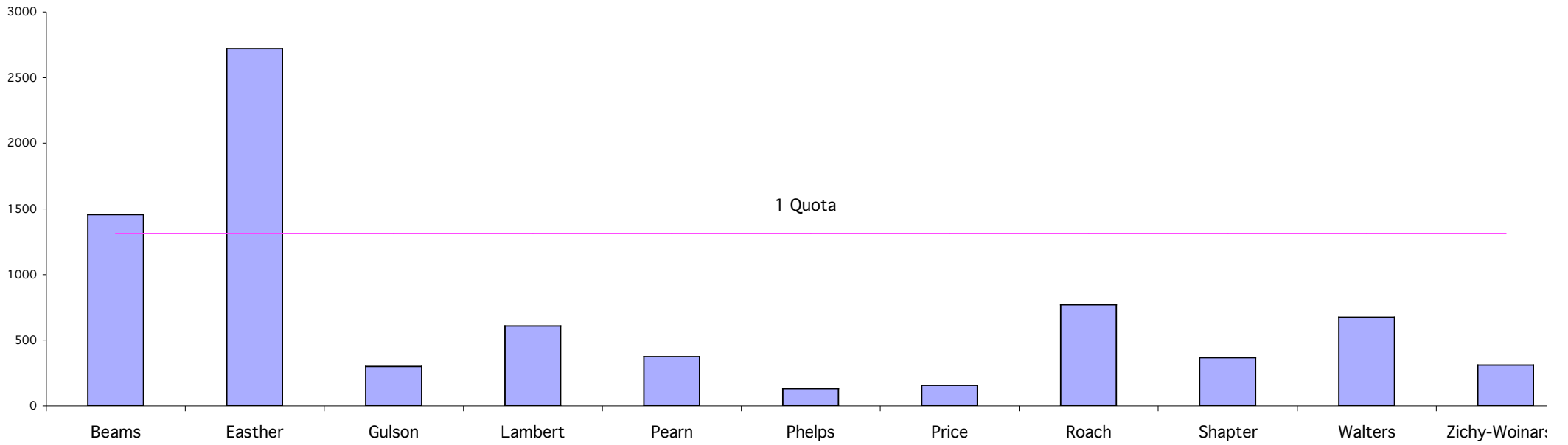
Mayor		Councillors	
BEAMS, Steve	Beauty Point	★ BEAMS, Steve*	Beauty Point
BURR, Max	Legana	★ EASTHER, Barry Maxwell*	Sidmouth
★ EASTHER, Barry Maxwell*	Sidmouth	GULSON, Julia	Sidmouth
		★ LAMBERT, Vivienne	Kayena
		PEARN, Richard	Underwood
		PHELPS, Rowan	Grindelwald
		PRICE, Mark Bradley	Riverside
Deputy Mayor		★ ROACH, Trevor William*	Rosevears
★ KEARNEY, Peter*	Lanena	SHAPTER, Jayne	Loira
WALTERS, H G (Smokey)	Beaconsfield	★ WALTERS, H G (Smokey)	Beaconsfield
		ZICHY-WOINARSKI, Tim	Legana

★ denotes elected candidate
* denotes seeking re-election

West Tamar Councillors following the 2002 elections

Mayor	9 Councillors	
<i>term ends 2004</i>	<i>term ends 2006</i>	<i>term ends 2004</i>
EASTHER Barry Maxwell	EASTHER Barry Maxwell	BURR Max
	BEAMS Steve	KEARNEY Peter
Deputy Mayor	ROACH Trevor William	DODDY Peter
<i>term ends 2004</i>	WALTERS H G (Smokey)	LEAVER Laurie
KEARNEY Peter	LAMBERT Vivienne	

West Tamar Councillor 2002 First Preferences



West Tamar Council

Polling closed at 10am 29 October 2002

Number to be elected: 5

Returning Officer: Mr Davin Foulkes

Electors enrolled: 14625

Declarations returned: 8146

Response: 55.70%

Declarations rejected: 139

Declarations admitted: 8007

Rejection rate: 1.71%

Ballot paper adjustment: 3

Total ballot papers: 8004

Formal Votes: 7874

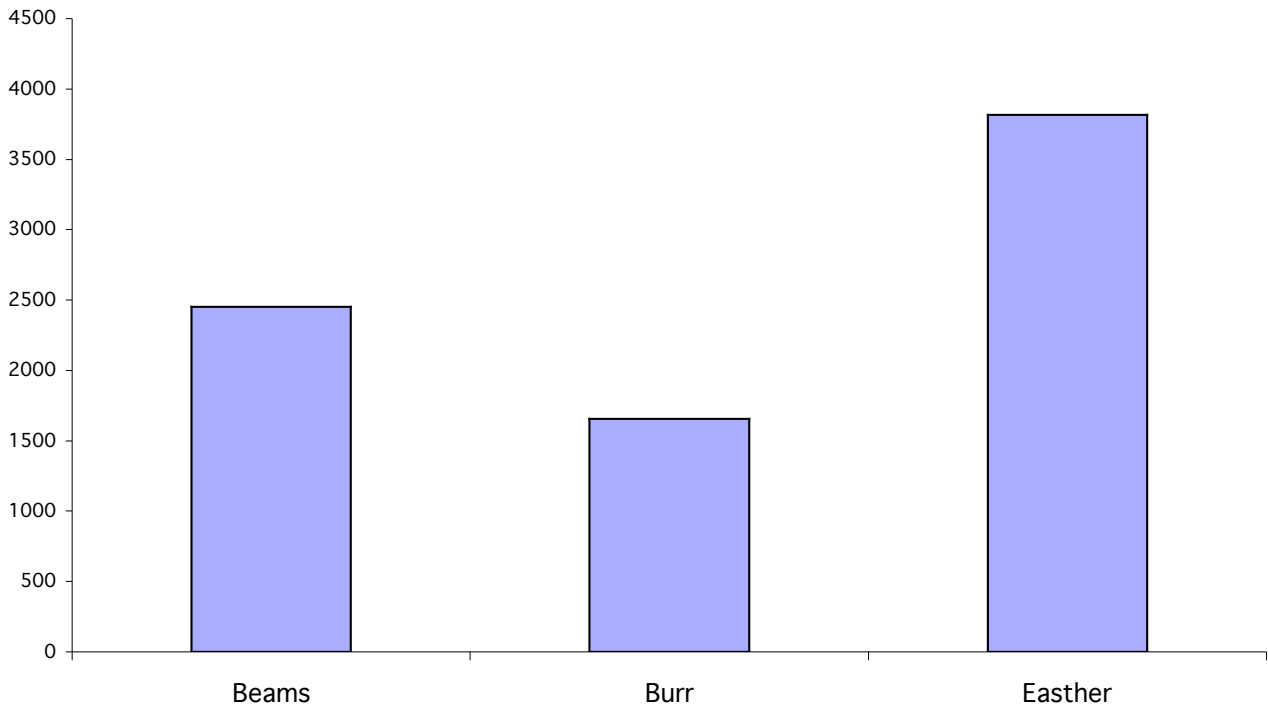
Informal ballot papers: 130

Informality rate: 1.62%

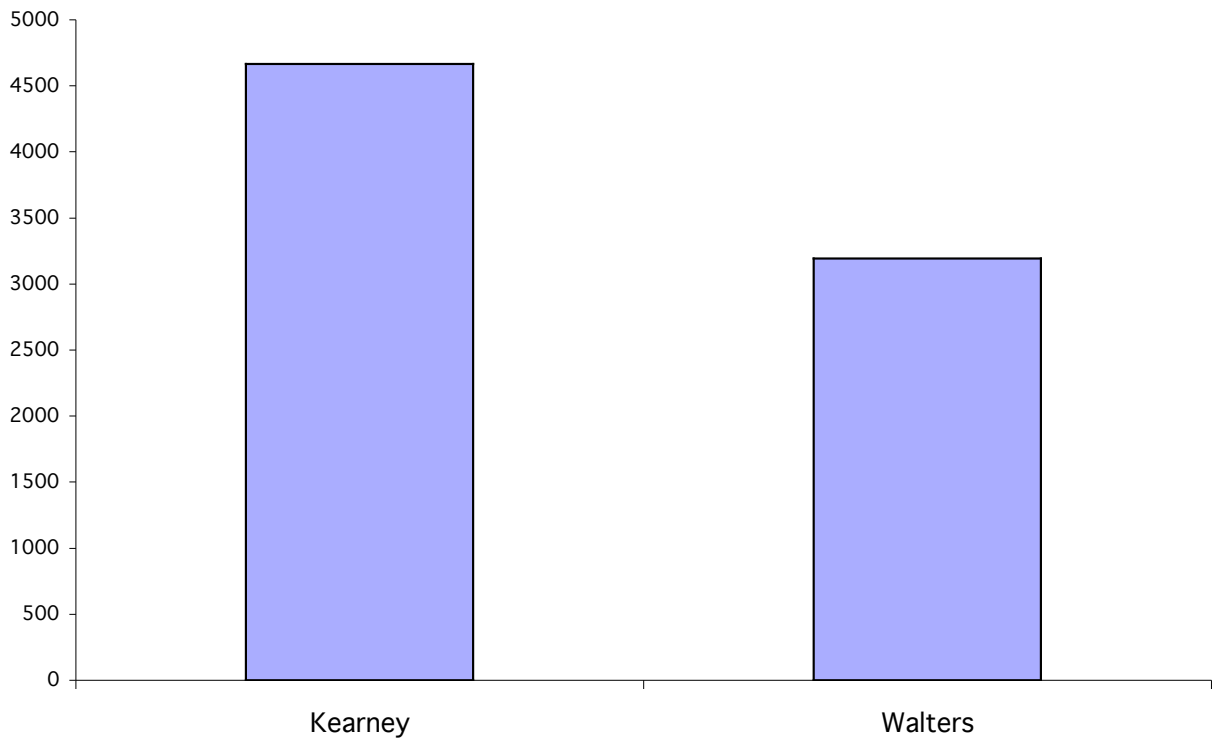
Quota= 1313

		Candidates											Exhausted	Loss (Gain) by fraction	Total Votes	Remarks
		Beams	Easther	Gulson	Lambert	Pearn	Phelps	Price	Roach	Shapter	Walters	Zichy-Woinarski				
Count 1	Total	1456.00	2721.00	301.00	610.00	376.00	131.00	156.00	770.00	367.00	675.00	311.00	0.00	0.00	7874	Easther elected 1, Beams elected 2
Count 2	Votes transferred		-1408.00	91.58	162.48	146.44	43.98	33.11	361.70	87.45	403.09	77.61	0.51	0.05		Easther's surplus distributed
Count 3	Progress totals	1456.00	1313.00	392.58	772.48	522.44	174.98	189.11	1131.70	454.45	1078.09	388.61	0.51	0.05	7874	
	Votes transferred	-143.00		11.09	15.61	17.67	8.34	6.38	21.31	13.25	39.77	9.52	0.00	0.06		Beams' surplus distributed
Count 4 to 6	Progress totals	1313.00	1313.00	403.67	788.09	540.11	183.32	195.49	1153.01	467.70	1117.86	398.13	0.51	0.11	7874	Phelps excluded
	Votes transferred			20.63	23.51	23.74	-183.32	14.50	24.54	18.78	22.73	34.84	0.00	0.05		Phelps' votes distributed
Count 7 to 9	Progress totals	1313.00	1313.00	424.30	811.60	563.85	0.00	209.99	1177.55	486.48	1140.59	432.97	0.51	0.16	7874	Phelps fully excluded, Price excluded
	Votes transferred			20.70	25.11	32.70		-209.99	38.82	24.98	37.10	30.53	0.00	0.05		Price's votes distributed
Count 10 to 12	Progress totals	1313.00	1313.00	445.00	836.71	596.55		0.00	1216.37	511.46	1177.69	463.50	0.51	0.21	7874	Price fully excluded, Gulson excluded
	Votes transferred			-445.00	147.78	41.84			35.04	128.52	48.66	42.75	0.39	0.02		Gulson's votes distributed
Count 13 to 14	Progress totals	1313.00	1313.00	0.00	984.49	638.39			1251.41	639.98	1226.35	506.25	0.90	0.23	7874	Gulson fully excluded, Zichy-Woinarski excluded
	Votes transferred				137.97	98.07			65.93	110.66	78.59	-493.30	2.06	0.02		Zichy-Woinarski's votes distributed
Count 15	Progress totals	1313.00	1313.00		1122.46	736.46			1317.34	750.64	1304.94	12.95	2.96	0.25	7874	Roach elected 3 , Zichy-Woinarski partially excluded
	Votes transferred				4.32	2.74				4.32	1.37	-12.95	0.19	0.01		Zichy-Woinarski's votes distributed
Count 16	Progress totals	1313.00	1313.00		1126.78	739.20			1317.34	754.96	1306.31	0.00	3.15	0.26	7874	Zichy-Woinarski fully excluded
	Votes transferred				0.52	1.38			-4.34	0.52	1.38		0.52	0.02		Roach's surplus distributed
Count 17	Progress totals	1313.00	1313.00		1127.30	740.58			1313.00	755.48	1307.69		3.67	0.28	7874	Pearn excluded
	Votes transferred				180.00	-527.00				157.00	162.00		28.00	0.00		Pearn's votes distributed
Count 18	Progress totals	1313.00	1313.00		1307.30	213.58			1313.00	912.48	1469.69		31.67	0.28	7874	Walters elected 4 , Pearn partially excluded
	Votes transferred				83.82	-188.85				78.13			26.90	0.00		Pearn's votes distributed
Count 19	Progress totals	1313.00	1313.00		1391.12	24.73			1313.00	990.61	1469.69		58.57	0.28	7874	Lambert elected 5 , Pearn partially excluded

West Tamar Mayor 2002 First Preferences



West Tamar Deputy Mayor 2002 First Preferences



West Tamar Council

Polling closed at 10am 29th October 2002

Returning Officer: Mr Davin Foulkes

Declarations admitted: 8007

Ballot paper adjustment: 3

Total ballot papers: 8004

Formal votes: 7922

Informal ballot papers: 82

Informality rate: 1.02%

Mayor

		Candidates			Exhausted Votes	Total Votes	Absolute Majority	Remarks
		Beams	Burr	Easther				
Count 1	Total	2451	1655	3816	0	7922	3962 Burr excluded	
Count 2	Votes transferred	736	-1655	741	178			
	Progress totals	3187	0	4557	178	7922	3873 Easther elected	

West Tamar Council

Polling closed at 10am 29th October 2002

Returning Officer: Mr Davin Foulkes

Declarations admitted: 8007

Ballot paper adjustment: 10

Total ballot papers: 7997

Formal votes: 7857

Informal ballot papers: 140

Informality rate: 1.75%

Deputy Mayor

		Candidates		Exhausted Votes	Total Votes	Absolute Majority	Remarks
		Kearney	Walters				
Count 1	Total	4665	3192	0	7857	3929	Kearney elected

Result of Elector Poll

On 1st July 2001 the West Tamar Council changed its method of water billing system from a 'fixed charge pricing system' to a 'two part pricing system'. Electors in the West Tamar municipal area partitioned the councilors to hold an elector poll to determine electors' preference on the water pricing methods. The poll was conducted in conjunction with the 2002 local government elections.

Electors were asked which of the two pricing methods they preferred? –
Method A - two part pricing system, or
Method B - fixed charge pricing system.

Votes received were as follows—

Method A	3 774	50.85%
Method B	3 648	49.15%
Informal	574	
Total	7 996	