



# Central Coast Council

## 2005 election report

### Table of contents

- Local Government Elections in Tasmania
- Report on the 2005 Central Coast Council Election
- List of Councillors following the 2005 elections
- Councillor results
- Mayor and Deputy Mayor results
- Recount results

## Local Government Elections in Tasmania

Every two years elections are held in all 29 councils for the positions of mayor and deputy mayor and half the councillor positions. Where required, by-elections are held concurrently for vacancies that have occurred since the last elections.

The Tasmanian Electoral Commission (TEC) supervises the conduct of elections in accordance with the *Local Government Act 1993*. Elections by postal ballot have been held in 1994, 1996, 1999 (deferred from 1998), 2000, 2002, 2005 (deferred from 2004) with the next elections due in October 2007.

Since 2000 mayors and deputy mayors are elected directly by the electors in all municipal areas. Previously, in most councils, mayors and deputy mayors were elected by the councillors at the first meeting of a new council.

Candidate information booklets and complete election results for the state are available from the TEC and are posted on the TEC website [www.electoral.tas.gov.au](http://www.electoral.tas.gov.au).

### 2005 Election timetable

Notice of election published	Saturday 10 September
Electoral rolls closed	6 pm Thursday 15 September
Nomination period	12 September— 12 noon on 26 September
Nominations closed	12 noon Monday 26 September
Nominations announced & draw for ballot paper positions	12 noon Tuesday 27 September
Ballot material delivered to electors	11–14 October
Polling period	11–25 October
Close of poll	10 am Tuesday 25 October

### Casual vacancies

Casual vacancies are filled by recount where possible, unless the vacancy occurs within 6 months of a forthcoming election. Only unelected candidates from the relevant election may contest a recount. A candidate elected at a recount serves until the next council election. If a recount is not possible, a by-election is held—with the candidate elected to serve for the remainder of the term of office of the original councillor.

### Elector polls

A council may hold an elector poll on any issue it determines. It may also be required to hold an elector poll following petitions from electors in accordance with Part 6 of the Act. A council is not bound by the result of an elector poll.

### Electoral system

Voting in Tasmanian local government elections is not compulsory.

Elections for councillor positions are conducted using a system modelled on the Hare-Clark method of proportional representation used in Tasmanian House of Assembly elections.

Mayoral and deputy mayoral elections use a preferential system similar to that used for Tasmanian Legislative Council and Federal House of Representatives elections.

## Report on the 2005 Central Coast Council Election

Elections were held for the positions of Mayor and Deputy Mayor for 2 year terms, and 7 Councillors, 6 of which for 4 year terms and 1 casual position for 2 years.

For the 2005 Local Government elections, 15 572 Central Coast electors were enrolled, comprising 15 497 (99.52%) from the State House of Assembly roll and 75 (0.48%) from the General Manager's roll.

The percentage of Central Coast electors returning their ballot papers was 59.20%, in comparison with 58.52% statewide.

### Recounts

One recount was held between the 2002 and 2005 elections. Councillor Julie Smith resigned from the Central Coast Council on Friday 21 November 2003. Seven unelected candidates from the 2002 Central Coast Council election contested the recount. The recount took place at noon Monday 1 December 2003. Full details are provided on the back page.

### Candidates at the 2005 elections

<b>Mayor</b>		<b>Councillors</b>	
★ DOWNIE, Mike*	Riana	★ BARKER, Warren*	Penguin
VAN ROOYEN, Tony	Ulverstone	★ BONDE, Jan	Ulverstone
		BONDE, Lionel Bruce	Turners Beach
		★ COOPER, Rodney*	Ulverstone
		DICKSON, Matthew Thomas	Leith
<b>Deputy Mayor</b>		★ DOWNIE, Mike*	Riana
HAINES, Ken	Ulverstone	FLEMING, Kerrie (Kez)	Preston
★ ROBERTSON, Brian*	West Ulverstone	LOWRIE, John	Ulverstone
		★ MCKENNA, Terry*	Penguin
		^★ MARSHALL, Beryl*	Ulverstone
		PAICE, Jon	Ulverstone
		THOMPSON, Gavin	Ulverstone
		VANDERFEEN, Andrew*	Ulverstone
		★ VAN ROOYEN, Tony	Ulverstone

★ denotes elected candidate

\* denotes seeking re-election

^ denotes filled casual vacancy

## Central Coast Councillors following the 2005 elections

### Mayor

*term ends 2007*

DOWNIE, Mike

### Deputy Mayor

*term ends 2007*

ROBERTSON, Brian

### 12 Councillors

*term ends 2009*

DOWNIE, Mike

VAN ROOYEN, Tony

BONDE, Jan

COOPER, Rodney

BARKER, Warren

MCKENNA, Terry

*term ends 2007*

ROBERTSON, Brian

HAINES, Ken

DRY, David

EDWARDS, Jan

DEACON, John

MARSHALL, Beryl

**Central Coast Council**

Polling closed at 10am 25 October 2005

Number to be elected: 7

Returning Officer: Mr David Molnar

Electors enrolled: 15572

Declarations returned: 9219

Response: 59.20%

Declarations rejected: 103

Declarations admitted: 9116

Rejection rate: 1.12%

		Candidates										
		BARKER	BONDE J	BONDEL	COOPER	DICKSON	DOWNIE	FLEMING	LOWRIE	MARSHALL	MCKENNA	PAICE
Count 1	Total	606.00	1009.00	353.00	1034.00	293.00	2336.00	168.00	457.00	463.00	370.00	329.00
	Progress Totals	606.00	1009.00	353.00	1034.00	293.00	2336.00	168.00	457.00	463.00	370.00	329.00
Count 2	Votes Transferred	134.33	175.10	88.33	112.90	33.45	- 1221.00	18.29	64.29	106.62	193.39	36.06
	Progress Totals	740.33	1184.10	441.33	1146.90	326.45	1115.00	186.29	521.29	569.62	563.39	365.06
Count 3	Votes Transferred	10.07		13.26		3.18		3.18	6.10	10.34	14.58	3.97
	Progress Totals	750.40	1184.10	454.59	1146.90	329.63	1115.00	189.47	527.39	579.96	577.97	369.03
Count 4	Votes Transferred	8.04	- 69.10	8.86		5.56		3.91	9.07	12.99	9.69	3.30
	Progress Totals	758.44	1115.00	463.45	1146.90	335.19	1115.00	193.38	536.46	592.95	587.66	372.33
Count 5	Votes Transferred	4.72		3.54	- 31.90	1.47		0.88	1.91	5.46	7.08	1.18
	Progress Totals	763.16	1115.00	466.99	1115.00	336.66	1115.00	194.26	538.37	598.41	594.74	373.51
Count 6 to 10	Votes Transferred	11.11		12.17		22.62		- 194.26	23.71	49.26	23.66	10.96
	Progress Totals	774.27	1115.00	479.16	1115.00	359.28	1115.00	0.00	562.08	647.67	618.40	384.47
Count 11 to 15	Votes Transferred	22.99		33.54		36.18			40.45	22.22	29.28	41.69
	Progress Totals	797.26	1115.00	512.70	1115.00	395.46	1115.00		602.53	669.89	647.68	426.16
Count 16 to 20	Votes Transferred	53.48		37.48		- 395.46			104.01	47.54	45.65	69.73
	Progress Totals	850.74	1115.00	550.18	1115.00	0.00	1115.00		706.54	717.43	693.33	495.89
Count 21 to 25	Votes Transferred	55.26		68.49					76.16	86.39	103.17	45.92
	Progress Totals	906.00	1115.00	618.67	1115.00		1115.00		782.70	803.82	796.50	541.81
Count 26 to 30	Votes Transferred	133.89		59.12					165.45	93.31	86.98	- 541.81
	Progress Totals	1039.89	1115.00	677.79	1115.00		1115.00		948.15	897.13	883.48	0.00
Count 31	Votes Transferred	152.00		- 522.00					84.00	130.00	149.00	
	Progress Totals	1191.89	1115.00	155.79	1115.00		1115.00		1032.15	1027.13	1032.48	
Count 32 to 35	Votes Transferred			- 155.79					24.30	48.14	81.40	
	Progress Totals	1191.89	1115.00	0.00	1115.00		1115.00		1056.45	1075.27	1113.88	
Count 36	Votes Transferred	- 76.89							20.74	18.21	32.88	
	Progress Totals	1115.00	1115.00		1115.00		1115.00		1077.19	1093.48	1146.76	
Count 37	Votes Transferred								11.72	15.63	- 31.76	
	Progress Totals	1115.00	1115.00		1115.00		1115.00		1088.91	1109.11	1115.00	

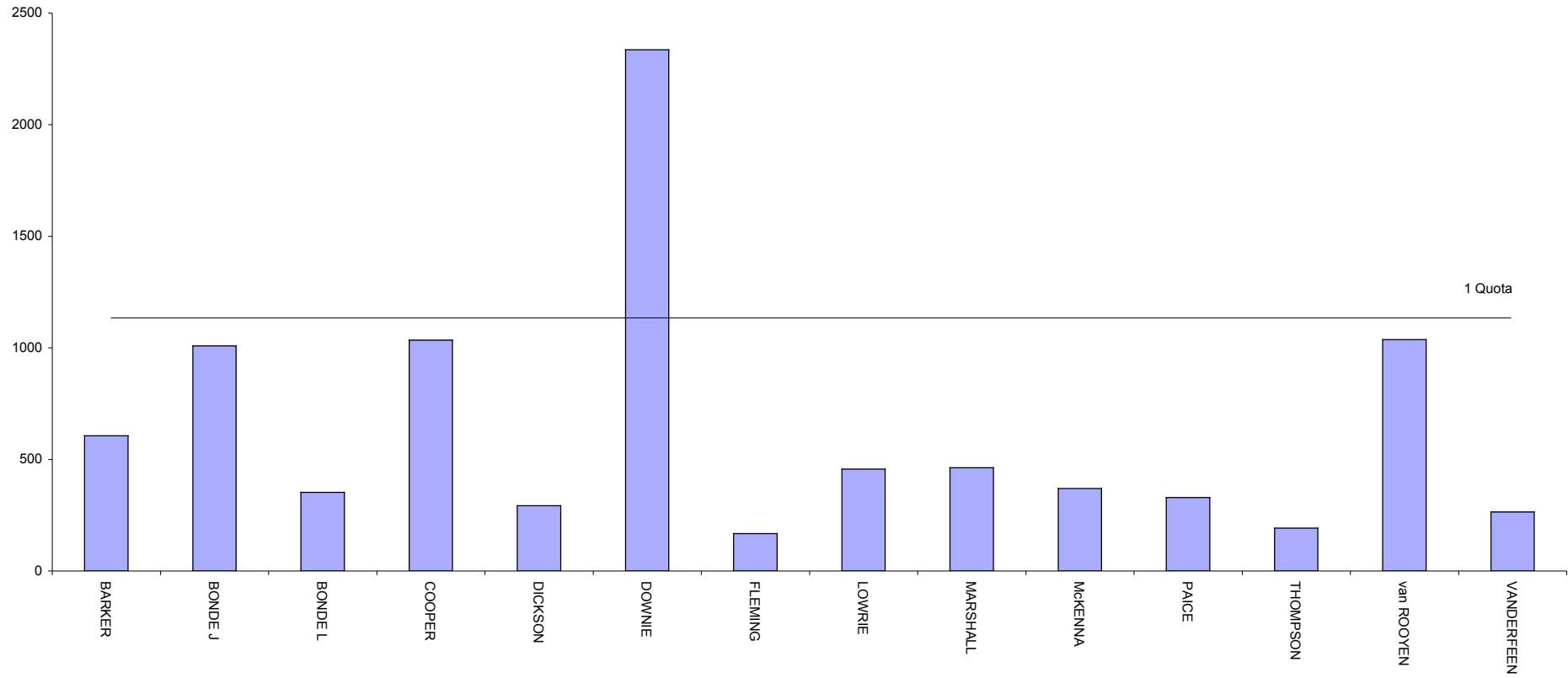
Ballot paper adjustment: 6  
 Total ballot papers: 9110

Formal Votes: 8912  
 Informal ballot papers: 198  
 Informality rate: 2.17%

Quota = 1115

THOMPSON	van ROOYEN	VANDERFEEN	Exhausted	Loss (Gain) by Fraction	Total Votes	Remarks
192.00	1037.00	265.00	0.00	0.00		
192.00	1037.00	265.00	0.00	0.00	8912.00	<b>DOWNIE, M. elected 1</b>
41.81	158.37	58.01	0.00	0.05		DOWNIE, M.'s surplus distributed
233.81	1195.37	323.01	0.00	0.05	8912.00	<b>van ROOYEN, T. elected 2, BONDE, J. elected 3, COOPER, R. elected 4</b>
5.57	- 80.37	10.07	0.00	0.05		van ROOYEN, T.'s surplus distributed
239.38	1115.00	333.08	0.00	0.10	8912.00	
3.09		4.53	0.00	0.06		BONDE, J.'s surplus distributed
242.47	1115.00	337.61	0.00	0.16	8912.00	
1.32		4.28	0.00	0.06		COOPER, R.'s surplus distributed
243.79	1115.00	341.89	0.00	0.22	8912.00	FLEMING, K. excluded
15.41		25.23	0.00	0.13		FLEMING, K.'s votes distributed
259.20	1115.00	367.12	0.00	0.35	8912.00	FLEMING, K. fully excluded, THOMPSON, G. excluded
- 259.20		32.74	0.00	0.11		THOMPSON, G.'s votes distributed
0.00	1115.00	399.86	0.00	0.46	8912.00	THOMPSON, G. fully excluded, DICKSON, M. excluded
		37.50	0.00	0.07		DICKSON, M.'s votes distributed
	1115.00	437.36	0.00	0.53	8912.00	DICKSON, M. fully excluded, VANDERFEEN, A. excluded
		- 437.36	1.93	0.04		VANDERFEEN, A.'s votes distributed
	1115.00	0.00	1.93	0.57	8912.00	VANDERFEEN, A. fully excluded, PAICE, J. excluded
			3.04	0.02		PAICE, J.'s votes distributed
	1115.00		4.97	0.59	8912.00	PAICE, J. fully excluded, BONDE, L. excluded
			7.00	0.00		BONDE, L.'s votes distributed
	1115.00		11.97	0.59	8912.00	<b>BARKER, W. elected 5</b> , BONDE, L. partially excluded
			2.00	(0.05)		BONDE, L.'s votes distributed
	1115.00		13.97	0.54	8912.00	BONDE, L. fully excluded
			5.05	0.01		BARKER, W.'s surplus distributed
	1115.00		19.02	0.55	8912.00	<b>McKENNA, T. elected 6</b>
			4.39	0.02		McKENNA, T.'s surplus distributed
	1115.00		23.41	0.57	8912.00	<b>MARSHALL, B. elected 7</b>

### Central Coast Councillor 2005 First Preferences



### Central Coast Council

Polling closed at 10am 25 October 2005

Returning Officer: Mr David Molnar

Declarations admitted: 9116

Ballot paper adjustment: 7

Total ballot papers: 9109

Formal Votes: 8938

Informal ballot papers: 171

Informality rate: 1.88%

### Mayor

		Candidates		Exhausted	Total Votes	Absolute Majority	Remarks
		DOWNIE	van ROOYEN				
Count 1	Total	5711	3227	0			
	Progress Totals	5711	3227	0	8938	4470	<b>DOWNIE elected</b>

### Central Coast Council

Polling closed at 10am 25 October 2005

Returning Officer: Mr David Molnar

Declarations admitted: 9116

Ballot paper adjustment: 7

Total ballot papers: 9109

Formal Votes: 8919

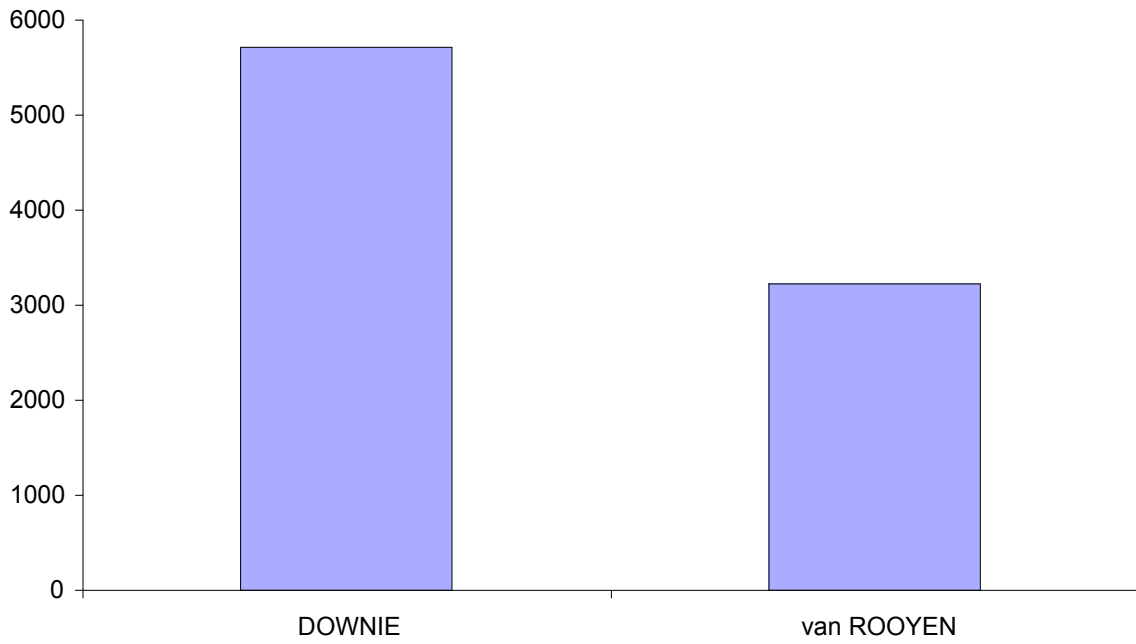
Informal ballot papers: 190

Informality rate: 2.09%

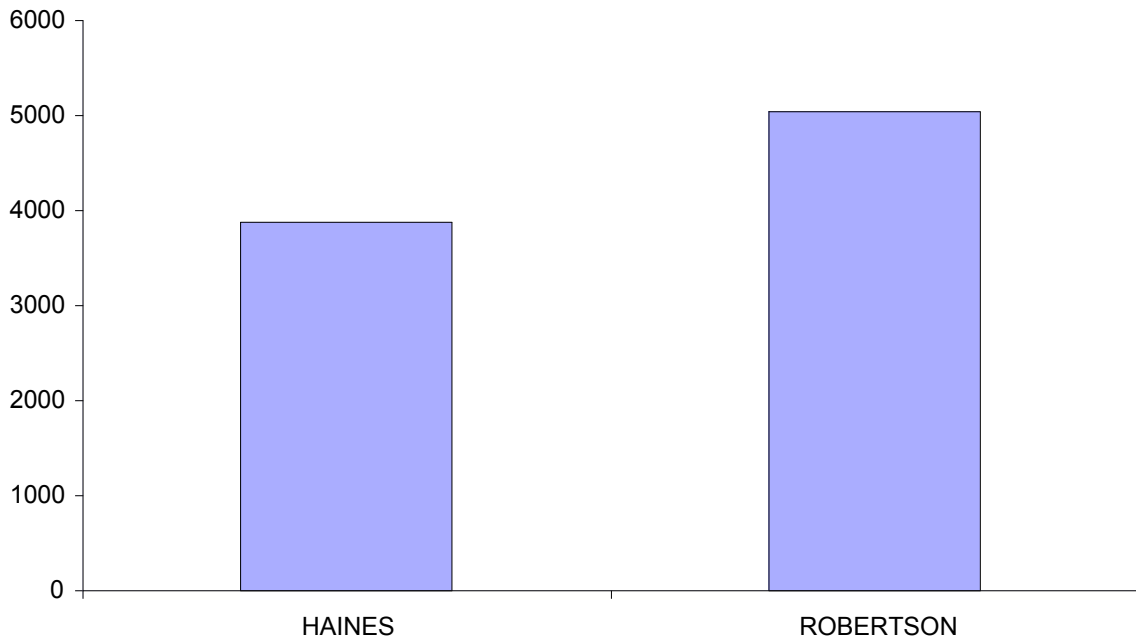
### Deputy Mayor

		Candidates		Exhausted	Total Votes	Absolute Majority	Remarks
		HAINES	ROBERTSON				
Count 1	Total	3886	5033	0			
	Progress Totals	3886	5033	0	8919	4461	<b>ROBERTSON elected</b>

### Central Coast Mayor 2005 First Preferences



### Central Coast Deputy Mayor 2005 First Preferences





# Central Coast Recount

## Recount due to resignation of Julie Smith

1 December 2003

		ATKINS Geoff	BONDE Lionel	FLEMING Kerrie	GILLING Lesley	KING Wayne	PAICE Jon	THOMPSON Gavin	Exhausted Votes	Lost by fraction	Total Votes	Absolute majority	Remarks
Counts 1 to 6	Total	99.07	318.34	139.55	106.19	211.16	186.94	195.29	8.41	0.05	1265	633	Distribution of Smith
	Votes transferred	-92.00	18.00	13.00	11.00	15.00	14.00	21.00	0.00				Atkins excluded
Counts 7 to 11	Progress total	0.00	338.75	153.29	117.56	228.06	201.48	217.08	8.68	0.10	1265	633	Atkins votes distributed
	Votes transferred		19.00	42.00	-112.00	11.00	20.00	19.00	1.00				Gilling excluded
Counts 12 to 15	Progress total		359.67	196.80	0.00	239.33	222.02	236.80	10.26	0.12	1265	633	Gilling votes distributed
	Votes transferred		41.00	-190.00		43.00	49.00	40.00	17.00				Fleming excluded
Counts 16 to 20	Progress total		402.77	0.00		284.53	272.15	277.17	28.25	0.13	1265	633	Fleming votes distributed
	Votes transferred		74.00			66.00	-260.00	85.00	35.00				Paice excluded
Counts 21 to 23	Progress total		480.30			353.21	0.00	365.12	66.24	0.13	1265	633	Paice votes distributed, King excluded
	Votes transferred		156.00			-328.00		123.00	49.00				King excluded
Count 24	Progress total		636.30			25.21		488.12	115.24	0.13	1265	633	<b>Bonde elected</b> , King partially excluded