



# Devonport City Council

## 2005 election report

### Table of contents

- Local Government Elections in Tasmania
- Report on the 2005 Devonport City Council Election
- List of Councillors (Aldermen) following the 2005 elections
- Councillor (Aldermen) results
- Mayor and Deputy Mayor results
- Recount results

## Local Government Elections in Tasmania

Every two years elections are held in all 29 councils for the positions of mayor and deputy mayor and half the councillor positions. Where required, by-elections are held concurrently for vacancies that have occurred since the last elections.

The Tasmanian Electoral Commission (TEC) supervises the conduct of elections in accordance with the *Local Government Act 1993*. Elections by postal ballot have been held in 1994, 1996, 1999 (deferred from 1998), 2000, 2002, 2005 (deferred from 2004) with the next elections due in October 2007.

Since 2000 mayors and deputy mayors are elected directly by the electors in all municipal areas. Previously, in most councils, mayors and deputy mayors were elected by the councillors at the first meeting of a new council.

Candidate information booklets and complete election results for the state are available from the TEC and are posted on the TEC website [www.electoral.tas.gov.au](http://www.electoral.tas.gov.au).

### 2005 Election timetable

Notice of election published	Saturday 10 September
Electoral rolls closed	6 pm Thursday 15 September
Nomination period	12 September— 12 noon on 26 September
Nominations closed	12 noon Monday 26 September
Nominations announced & draw for ballot paper positions	12 noon Tuesday 27 September
Ballot material delivered to electors	11–14 October
Polling period	11–25 October
Close of poll	10 am Tuesday 25 October

### Casual vacancies

Casual vacancies are filled by recount where possible, unless the vacancy occurs within 6 months of a forthcoming election. Only unelected candidates from the relevant election may contest a recount. A candidate elected at a recount serves until the next council election. If a recount is not possible, a by-election is held—with the candidate elected to serve for the remainder of the term of office of the original councillor.

### Elector polls

A council may hold an elector poll on any issue it determines. It may also be required to hold an elector poll following petitions from electors in accordance with Part 6 of the Act. A council is not bound by the result of an elector poll.

### Electoral system

Voting in Tasmanian local government elections is not compulsory.

Elections for councillor positions are conducted using a system modelled on the Hare-Clark method of proportional representation used in Tasmanian House of Assembly elections.

Mayoral and deputy mayoral elections use a preferential system similar to that used for Tasmanian Legislative Council and Federal House of Representatives elections.

# Report on the 2005 Devonport City Council Election

Elections were held for the positions of Mayor and Deputy Mayor for 2 year terms, and 6 Councillors (Aldermen) for 4 year terms.

For the 2005 Local Government elections, 17 865 Devonport City electors were enrolled, comprising 17 623 (98.65%) from the State House of Assembly roll and 242 (1.35%) from the General Manager's roll.

The percentage of Devonport City electors returning their ballot papers was 57.87%, in comparison with 58.52% statewide.

## Recounts

One recount was held between the 2002 and 2005 elections following the death of Councillor (Alderman) Kerry Berwick on Sunday 19 January 2003. Three unelected candidates from the 2000 Devonport City Council election contested the recount. The recount took place at noon Wednesday 5 February 2003. Full details are provided on the back page.

## Candidates at the 2005 elections

<b>Mayor</b>		<b>Councillors</b>	
COLE, Brian (Snapper)	Ambleside	★ COLE, Brian (Snapper)*	Ambleside
HOLLISTER, Peter Graham*	Spreyton	★ GAVRALAS, Gabrielle (Gabe)	Spreyton
★ LAYCOCK, Lynn	Devonport	GILL, Marie*	Ambleside
MARSHALL, Bob	Devonport	★ HOLLISTER, Peter Graham*	Spreyton
		KENT, David John	Devonport
<b>Deputy Mayor</b>		★ KENT, Graham (GB)	East Devonport
GILL, Marie	Ambleside	★ KONETSCHNIK, Fred	Devonport
GOODWIN, Grant	East Devonport	MARSHALL, Bob	Devonport
HILL, Maurice Walton	Devonport	★ MATTHEWS, Jeffrey Francis*	Spreyton
★ MATTHEWS, Jeffrey Francis*	Spreyton	MILBURN, Graeme Charles*	Devonport
WILSON, Bill	Devonport	WEBB, Frank	Devonport
		WHITING, Jenny	Devonport
		WHITTLE, Kerry John	Panorama Heights

★ denotes elected candidate

\* denotes seeking re-election

## Devonport City Councillors following the 2005 elections

### Mayor

*term ends 2007*

LAYCOCK, Lynn

### Deputy Mayor

*term ends 2007*

MATTHEWS, Jeffrey Francis

### 12 Councillors

*term ends 2009*

HOLLISTER, Peter Graham

COLE, Brian (Snapper)

KONETSCHNIK, Fred

MATTHEWS, Jeffrey Francis

GAVRALAS, Gabrielle (Gabe)

KENT, Graham (GB)

*term ends 2007*

GREEN, Robyn

BARDEN, Rodney (Jake)

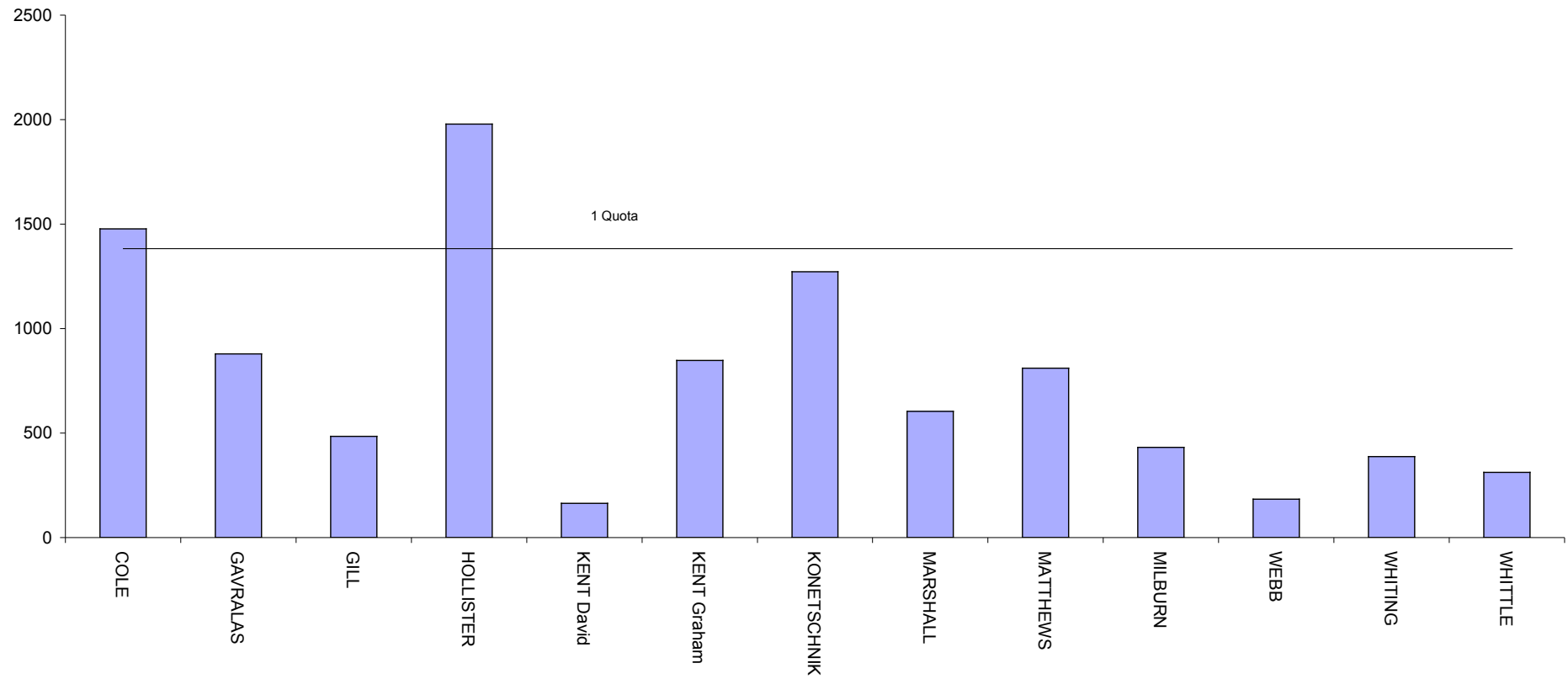
WILSON, Bill

LAYCOCK, Lynn

HILL, Maurice

GOODWIN, Grant Francis

## Devonport City Councillor (Aldermen) 2005 First Preferences



## Devonport City Council

Polling closed at 10am 25 October 2005  
 Number to be elected: 6  
 Returning Officer: Ms Electra Papas

Electors enrolled: 17865  
 Declarations returned: 10339  
 Response: 57.87%

Declarations rejected: 232  
 Declarations admitted: 10107  
 Rejection rate: 2.24%

		Candidates								
		COLE	GAVRALAS	GILL	HOLLISTER	KENT David	KENT Graham	KONETSCHNIK	MARSHALL	MATTHEWS
Count 1	Total	1477.00	879.00	485.00	1978.00	164.00	847.00	1272.00	604.00	811.00
	Progress Totals	1477.00	879.00	485.00	1978.00	164.00	847.00	1272.00	604.00	811.00
Count 2	Votes Transferred		39.39	46.63	- 573.00	11.58	48.66	91.25	68.07	155.56
	Progress Totals	1477.00	918.39	531.63	1405.00	175.58	895.66	1363.25	672.07	966.56
Count 3	Votes Transferred	- 72.00	8.23	6.28		2.58	6.72	9.35	8.38	13.50
	Progress Totals	1405.00	926.62	537.91	1405.00	178.16	902.38	1372.60	680.45	980.06
Count 4 to 6	Votes Transferred		33.37	21.95		- 178.16	37.82	20.86	10.76	15.16
	Progress Totals	1405.00	959.99	559.86	1405.00	0.00	940.20	1393.46	691.21	995.22
Count 7	Votes Transferred		28.00	11.00			33.00	29.00	19.00	29.00
	Progress Totals	1405.00	987.99	570.86	1405.00		973.20	1422.46	710.21	1024.22
Count 8 to 9	Votes Transferred		0.86	1.44			5.40		3.47	2.69
	Progress Totals	1405.00	988.85	572.30	1405.00		978.60	1422.46	713.68	1026.91
Count 10	Votes Transferred		0.60	2.40			3.61	- 17.46	0.60	2.40
	Progress Totals	1405.00	989.45	574.70	1405.00		982.21	1405.00	714.28	1029.31
Count 11 to 14	Votes Transferred		45.36	52.29			44.20		55.57	73.62
	Progress Totals	1405.00	1034.81	626.99	1405.00		1026.41	1405.00	769.85	1102.93
Count 15 to 18	Votes Transferred		95.73	139.10			52.24		51.72	65.32
	Progress Totals	1405.00	1130.54	766.09	1405.00		1078.65	1405.00	821.57	1168.25
Count 19 to 22	Votes Transferred		106.41	126.60			104.37		118.28	192.62
	Progress Totals	1405.00	1236.95	892.69	1405.00		1183.02	1405.00	939.85	1360.87
Count 23	Votes Transferred		213.00	- 808.00			153.00		197.00	222.00
	Progress Totals	1405.00	1449.95	84.69	1405.00		1336.02	1405.00	1136.85	1582.87
Count 24 to 26	Votes Transferred			- 84.69			31.01		44.66	
	Progress Totals	1405.00	1449.95		1405.00		1367.03	1405.00	1181.51	1582.87
Count 27	Votes Transferred						71.30		78.51	- 177.87
	Progress Totals	1405.00	1449.95		1405.00		1438.33	1405.00	1260.02	1405.00

Ballot paper adjustment: 8  
 Total ballot papers: 10099

Formal Votes: 9832  
 Informal ballot papers: 267  
 Informality rate: 2.64%

Quota = 1405

MILBURN	WEBB	WHITING	WHITTLE	Exhausted	Loss (Gain) by Fraction	Total Votes	Remarks
431.00	184.00	388.00	312.00	0.00	0.00		
431.00	184.00	388.00	312.00	0.00	0.00	9832.00	<b>HOLLISTER elected 1, COLE elected 2</b>
57.35	16.51	14.48	23.46	0.00	0.06		HOLLISTER's surplus distributed
488.35	200.51	402.48	335.46	0.00	0.06	9832.00	
7.11	2.53	3.16	4.09	0.00	0.07		COLE's surplus distributed
495.46	203.04	405.64	339.55	0.00	0.13	9832.00	KENT David excluded
10.73	6.90	9.52	10.95	0.00	0.14		KENT David's votes distributed
506.19	209.94	415.16	350.50	0.00	0.27	9832.00	KENT David fully excluded, WEBB excluded
12.00	- 190.00	13.00	16.00	0.00	0.00		WEBB's votes distributed
518.19	19.94	428.16	366.50	0.00	0.27	9832.00	<b>KONETSCHNIK elected 3</b> , WEBB partially excluded
1.82	- 19.94	1.58	2.26	0.32	0.10		WEBB's votes distributed
520.01	0.00	429.74	368.76	0.32	0.37	9832.00	WEBB fully excluded
4.21		1.20	2.40	0.00	0.04		KONETSCHNIK's surplus distributed
524.22		430.94	371.16	0.32	0.41	9832.00	WHITTLE excluded
65.73		34.36	- 371.16	0.00	0.03		WHITTLE's votes distributed
589.95		465.30	0.00	0.32	0.44	9832.00	WHITTLE fully excluded, WHITING excluded
60.11		- 465.30		1.04	0.04		WHITING's votes distributed
650.06		0.00		1.36	0.48	9832.00	WHITING fully excluded, MILBURN excluded
- 650.06				1.76	0.02		MILBURN's votes distributed
0.00				3.12	0.50	9832.00	MILBURN fully excluded, GILL excluded
				23.00	0.00		GILL's votes distributed
				26.12	0.50	9832.00	<b>MATTHEWS elected 4, GAVRALAS elected 5</b> , GILL partially excluded
				9.08	(0.06)		GILL's votes distributed
				35.20	0.44	9832.00	GILL fully excluded
				28.04	0.02		MATTHEWS' surplus distributed
				63.24	0.46	9832.00	<b>KENT Graham elected 6</b>

## Devonport City Council

Polling closed at 10am 25 October 2005

Returning Officer: Ms Electra Papas

Declarations admitted: 10107

Ballot paper adjustment: 7

Total ballot papers: 10100

Formal Votes: 9996

Informal ballot papers: 104

Informality rate: 1.03%

### Mayor

		Candidates				Exhausted	Total Votes	Absolute Majority	Remarks
		COLE	HOLLISTER	LAYCOCK	MARSHALL				
Count 1	Total	2283	3062	3646	1005	0			
	Progress Totals	2283	3062	3646	1005	0	9996	4999	MARSHALL excluded
Count 2	Votes Transferred	303	328	281	-1005	93			MARSHALL's votes distributed
	Progress Totals	2586	3390	3927	0	93	9996	4953	COLE excluded
Count 3	Votes Transferred	-2586	1069	1205		312			COLE's votes distributed
	Progress Totals	0	4459	5132		405	9996	4797	LAYCOCK elected

## Devonport City Council

Polling closed at 10am 25 October 2005

Returning Officer: Ms Electra Papas

Declarations admitted: 10107

Ballot paper adjustment: 8

Total ballot papers: 10099

Formal Votes: 9973

Informal ballot papers: 126

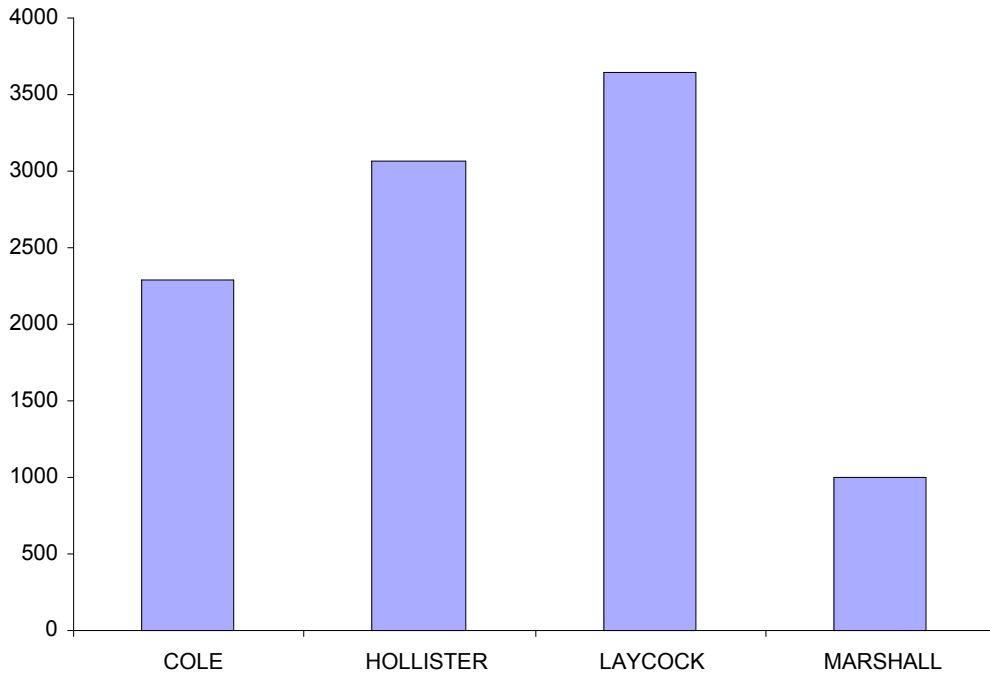
Informality rate: 1.25%

### Deputy Mayor

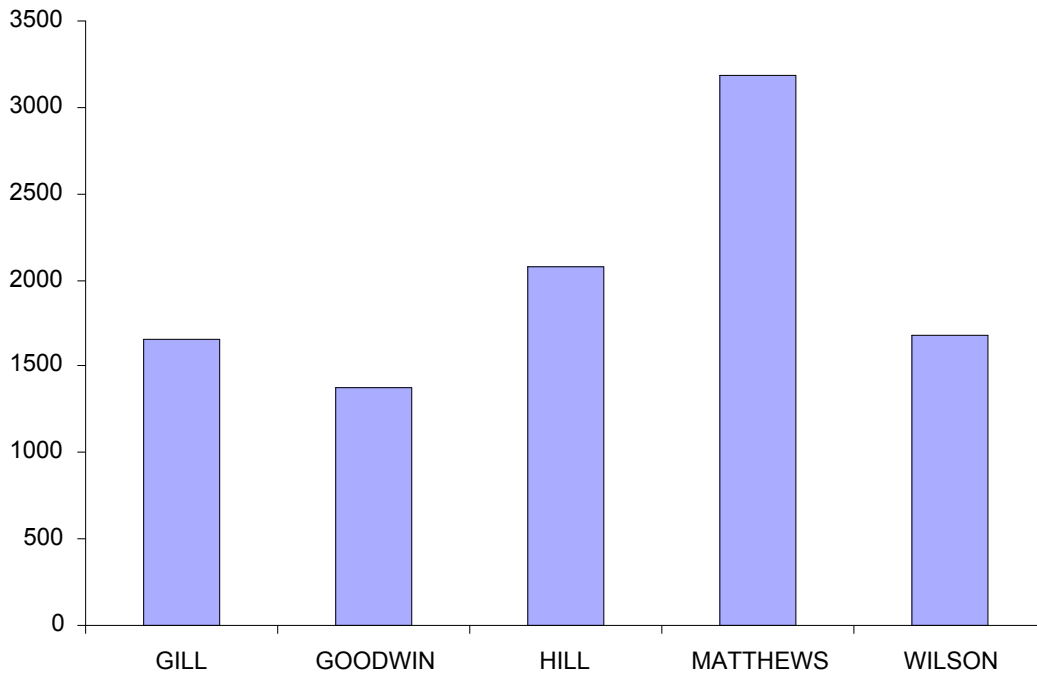
		Candidates					Exhausted	Total Votes	Absolute Majority	Remarks
		GILL	GOODWIN	HILL	MATTHEWS	WILSON				
Count 1	Total	1652	1379	2080	3186	1676	0			
	Progress Totals	1652	1379	2080	3186	1676	0	9973	4988 GOODWIN excluded	
Count 2	Votes Transferred	312	-1379	200	340	337	190		GOODWIN's votes distributed	
	Progress Totals	1964	0	2280	3526	2013	190	9973	4893 GILL excluded	
Count 3	Votes Transferred	-1964		487	787	435	255		GILL's votes distributed	
	Progress Totals	0		2767	4313	2448	445	9973	4765 WILSON excluded	
Count 4	Votes Transferred			1164	1019	-2448	265		WILSON's votes distributed	
	Progress Totals			3931	5332	0	710	9973	4633 MATTHEWS elected	



### Devonport City Mayor 2005 First Preferences



### Devonport City Deputy Mayor 2005 First Preferences



# Devonport City Council recount

Recount due to the death of Councillor (Alderman) Kerry Berwick

5 February 2003

	CANDIDATES			Exhausted	Lost by	Total Votes	Absolute	Remarks
	BOYLES Max	MARSHALL R J (Bob)	WEEKS Kate	Votes	fraction		majority	
Counts 1 to 3Total	376.74	580.70	342.61	21.93	0.02	1322	651	Distribution of Berwick
Count 4	141.00	156.00	-324.00	27.00				Weeks partially excluded
Total	517.74	736.70	18.61	48.93	0.02	1322	637	<b>Marshall Elected</b>