



# Kentish Council

## 2005 election report

### Table of contents

- Local Government Elections in Tasmania
- Report on the 2005 Kentish Council Election
- List of Councillors following the 2005 elections
- Councillor results
- Mayor and Deputy Mayor results
- 2003 Kentish Council Election results
- 2003 Elector Poll results

## Local Government Elections in Tasmania

Every two years elections are held in all 29 councils for the positions of mayor and deputy mayor and half the councillor positions. Where required, by-elections are held concurrently for vacancies that have occurred since the last elections.

The Tasmanian Electoral Commission (TEC) supervises the conduct of elections in accordance with the *Local Government Act 1993*. Elections by postal ballot have been held in 1994, 1996, 1999 (deferred from 1998), 2000, 2002, 2005 (deferred from 2004) with the next elections due in October 2007.

Since 2000 mayors and deputy mayors are elected directly by the electors in all municipal areas. Previously, in most councils, mayors and deputy mayors were elected by the councillors at the first meeting of a new council.

Candidate information booklets and complete election results for the state are available from the TEC and are posted on the TEC website [www.electoral.tas.gov.au](http://www.electoral.tas.gov.au).

### 2005 Election timetable

Notice of election published	Saturday 10 September
Electoral rolls closed	6 pm Thursday 15 September
Nomination period	12 September— 12 noon on 26 September
Nominations closed	12 noon Monday 26 September
Nominations announced & draw for ballot paper positions	12 noon Tuesday 27 September
Ballot material delivered to electors	11–14 October
Polling period	11–25 October
Close of poll	10 am Tuesday 25 October

### Casual vacancies

Casual vacancies are filled by recount where possible, unless the vacancy occurs within 6 months of a forthcoming election. Only unelected candidates from the relevant election may contest a recount. A candidate elected at a recount serves until the next council election. If a recount is not possible, a by-election is held—with the candidate elected to serve for the remainder of the term of office of the original councillor.

### Elector polls

A council may hold an elector poll on any issue it determines. It may also be required to hold an elector poll following petitions from electors in accordance with Part 6 of the Act. A council is not bound by the result of an elector poll.

### Electoral system

Voting in Tasmanian local government elections is not compulsory.

Elections for councillor positions are conducted using a system modelled on the Hare-Clark method of proportional representation used in Tasmanian House of Assembly elections.

Mayoral and deputy mayoral elections use a preferential system similar to that used for Tasmanian Legislative Council and Federal House of Representatives elections.

## Report on the 2005 Kentish Council Election

Elections were held for the positions of Mayor and Deputy Mayor for 2 year terms, and 4 Councillors for 4 year terms.

For the 2005 Local Government elections, 4103 Kentish electors were enrolled, comprising 3983 (97.08%) from the State House of Assembly roll and 120 (2.92%) from the General Manager's roll.

The percentage of Kentish electors returning their ballot papers was 61.98%, in comparison with 58.52% statewide.

### 2003 election (deferred from 2002)

On 21 August 2002 His Excellency the Governor-in-Council issued 2 Orders that dismissed all Kentish councillors and postponed the Kentish Council election due in October 2002. The election was held in 2003. The ballot closed at 10 am Tuesday 24 June 2003. Three candidates contested the mayoral election, five contested the deputy mayoral election, and thirty candidates contested the councillor election. Full details are provided on the back page.

### Candidates at the 2005 elections

<b>Mayor</b>		<b>Councillors</b>	
★ BRAID, Ian*	Sheffield	★ BURROWS, Henry*	Sheffield
		COOPER, Tony*	Lower Wilmot
		★ DEVERELL, John	Sheffield
		★ JORDAN, Des*	Nowhere Else
<b>Deputy Mayor</b>		KEDDIE, Andrew*	Sheffield
DEVERELL, John	Sheffield	★ MUIR, Tony	Sheffield
JORDAN, Des	Nowhere Else		
KEDDIE, Andrew	Sheffield		
★ SHERRIFF, Wayne*	Sheffield		

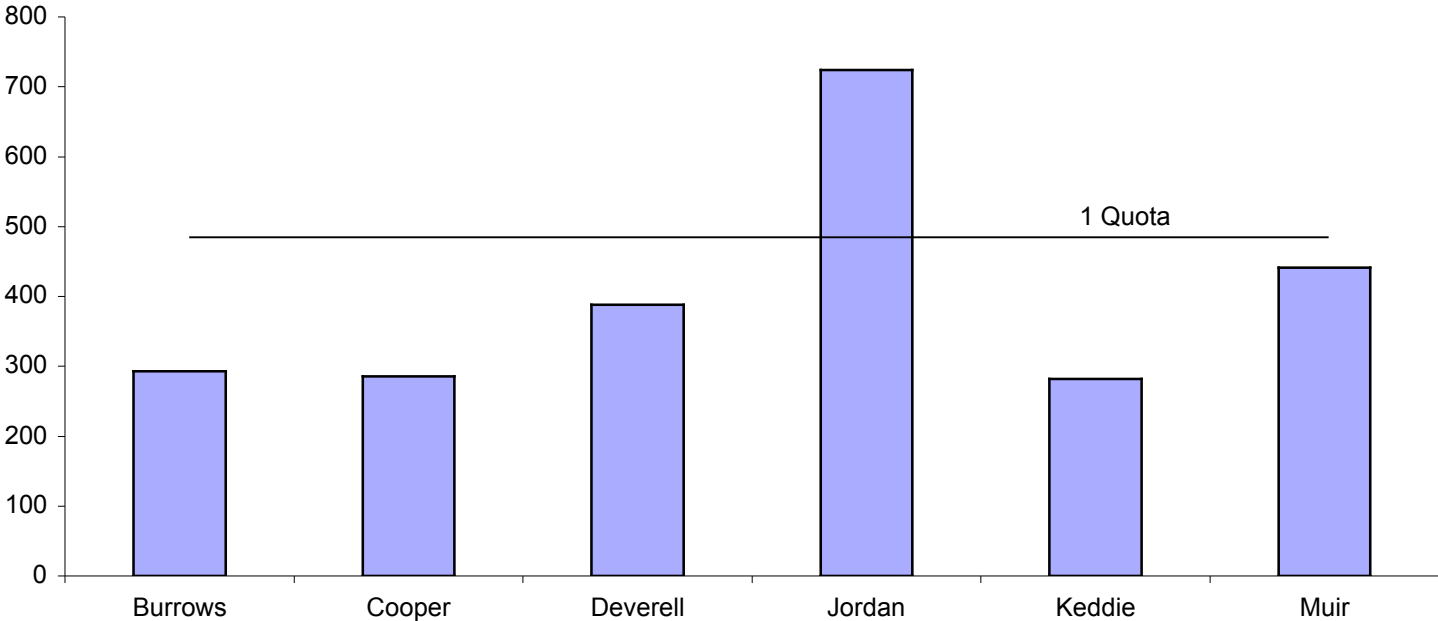
★ denotes elected candidate

\* denotes seeking re-election

### Kentish Councillors following the 2005 elections

<b>Mayor</b>	<b>9 Councillors</b>	
<i>term ends 2007</i>	<i>term ends 2009</i>	<i>term ends 2007</i>
BRAID, Ian	JORDAN, Des	BRAID, Ian
<b>Deputy Mayor</b>	MUIR, Tony	HABERLE, Michael
<i>term ends 2007</i>	DEVERELL, John	LAMBERT, Kathryn
SHERRIFF, Wayne	BURROWS, Henry	SHERRIFF, Wayne
		THWAITES, Don

**Kentish Councillor 2005 First Preferences**



## Kentish Council

Polling closed at 10am 25 October 2005

Electors enrolled: 4103

Declarations rejected: 61

Ballot paper adjustment: 7

Formal Votes: 2414

Number to be elected: 4

Declarations returned: 2543

Declarations admitted: 2482

Total ballot papers: 2475

Informal ballot papers: 61

Returning Officer: Mr Stephen Ferris

Response: 61.98%

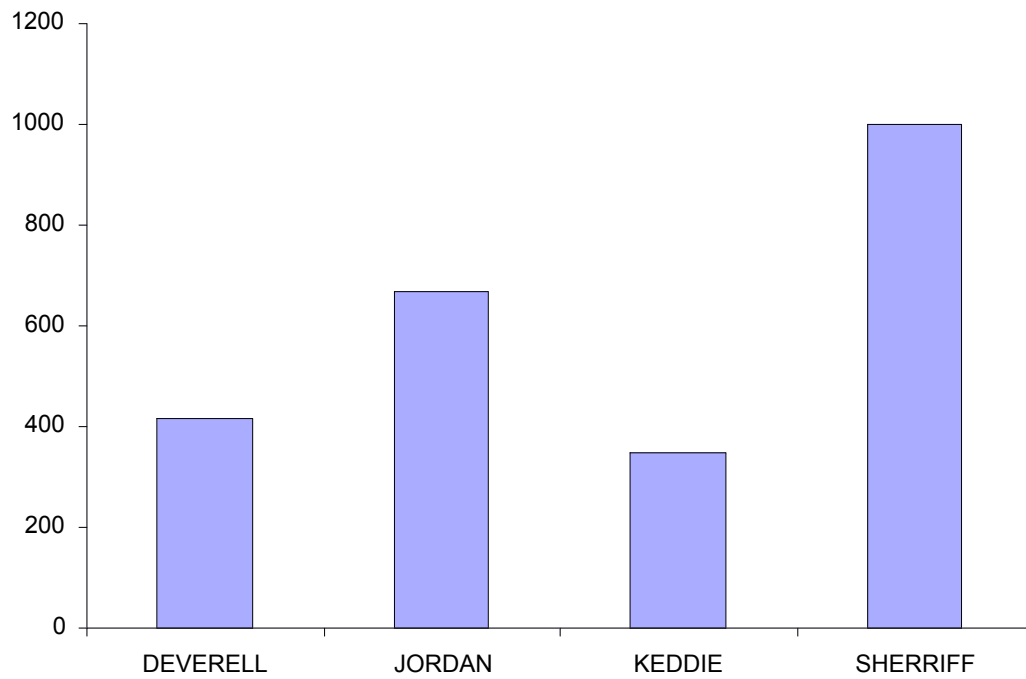
Rejection rate: 2.40%

Informality rate: 2.46%

Quota = 483

		Candidates						Exhausted	Loss (Gain) by Fraction	Total Votes	Remarks
		Burrows	Cooper	Deverell	Jordan	Keddie	Muir				
Count 1	Total	293.00	286.00	388.00	724.00	282.00	441.00	0.00	0.00		
	Progress Totals	293.00	286.00	388.00	724.00	282.00	441.00	0.00	0.00	2414.00	<b>Jordan elected 1</b>
Count 2	Votes Transferred	73.56	23.63	42.94	- 241.00	50.92	49.93	0.00	0.02		Jordan's surplus distributed
	Progress Totals	366.56	309.63	430.94	483.00	332.92	490.93	0.00	0.02	2414.00	<b>Muir elected 2</b>
Count 3	Votes Transferred	2.64	2.27	1.11		1.90	- 7.93	0.00	0.01		Muir's surplus distributed
	Progress Totals	369.20	311.90	432.05	483.00	334.82	483.00	0.00	0.03	2414.00	Cooper excluded
Count 4	Votes Transferred	103.00	- 286.00	98.00		85.00		0.00	0.00		Cooper's votes distributed
	Progress Totals	472.20	25.90	530.05	483.00	419.82	483.00	0.00	0.03	2414.00	<b>Deverell elected 3</b> , Cooper partially excluded
Count 5	Votes Transferred	15.97	- 23.63			7.32		0.33	0.01		Cooper's votes distributed
	Progress Totals	488.17		530.05	483.00	427.14	483.00	0.33	0.04	2414.00	<b>Burrows elected 4</b> , Cooper partially excluded

### Kentish Deputy Mayor 2005 First Preferences



**Kentish Mayor— Ian Braid**  
**Elected unopposed**

## Kentish Council

Polling closed at 10am 25 October 2005

Returning Officer: Mr Stephen Ferris

Declarations admitted: 2482

Ballot paper adjustment: 7

Total ballot papers: 2475

Formal Votes: 2433

Informal ballot papers: 42

Informality rate: 1.70%

## Deputy Mayor

		Candidates				Exhausted	Total Votes	Absolute Majority	Remarks
		DEVERELL	JORDAN	KEDDIE	SHERIFF				
Count 1	Total	415	669	349	1000	0			
	Progress Totals	415	669	349	1000	0	2433	1218	KEDDIE excluded
Count 2	Votes Transferred	72	126	-349	119	32			KEDDIE's votes distributed
	Progress Totals	487	795	0	1119	32	2433	1202	DEVERELL excluded
Count 3	Votes Transferred	-487	188		233	66			DEVERELL's votes distributed
	Progress Totals	0	983		1352	98	2433	1169	<b>SHERIFF elected</b>

## Candidates at the 2003 elections

### Mayor

BRAID, Ian ..... Sheffield  
HABERLE, Mike ..... Sheffield  
KEDDIE, Andrew ..... Sheffield

### Deputy Mayor

BINNY, Robert ..... Sheffield  
DEVERELL, John Andrew .... Sheffield  
HARREX, Kerry ..... Sheffield  
JONES, Cheryl ..... Sheffield  
SHERRIFF, Wayne ..... Sheffield

### Councillors

BINNY, Robert ..... Sheffield  
BRAID, Ian ..... Sheffield  
BURROWS, Henry ..... Sheffield  
BUTLER, Max ..... Sheffield  
CABLES, Alana ..... Sheffield  
COOPER, Tony ..... Lower Wilmot  
de BURGH-DAY, Geraldine ... Lorinna  
DEVERELL, John Andrew .... Sheffield  
FORD, Arthur ..... Paradise  
GUTWEIN, Eric ..... Sheffield  
HABERLE, Mike ..... Sheffield  
HARREX, Kerry ..... Sheffield  
HINGSTON, Doug ..... Acacia Hills  
HUGHES, Colin ..... Sheffield  
HUGHES, Terry ..... Nook  
JONES, Cheryl ..... Sheffield  
JONES, Chris ..... Sheffield  
JORDAN, Des ..... No Where Else  
KEDDIE, Andrew ..... Sheffield  
KELLY, George ..... Claude Road  
KERR, Keith ..... Sheffield  
KLAVINS, Felikss ..... Sheffield  
LAMBERT, Kathryn ..... Railton  
RETZLAFF, Hans ..... Sheffield  
ROGERS, Kevin ..... Sheffield  
SHERRIFF, Wayne ..... Sheffield  
SWINBANK, Alison ..... Railton  
THWAITES, Don ..... Paradise  
TURNER, Phillip ..... Sheffield  
WILLOCK, Annie ..... Lorinna

## Kentish Councillors following the 2003 elections

### Mayor

*term ends 2004*

BRAID, Ian

### Deputy Mayor

*term ends 2004*

SHERRIFF, Wayne

### 10 Councillors

*term ends 2006*

BRAID, Ian

SHERRIFF, Wayne

LAMBERT, Kathryn

HABERLE, Mike

THWAITES, Don

*term ends 2004*

JORDAN, Des

JONES, Cheryl

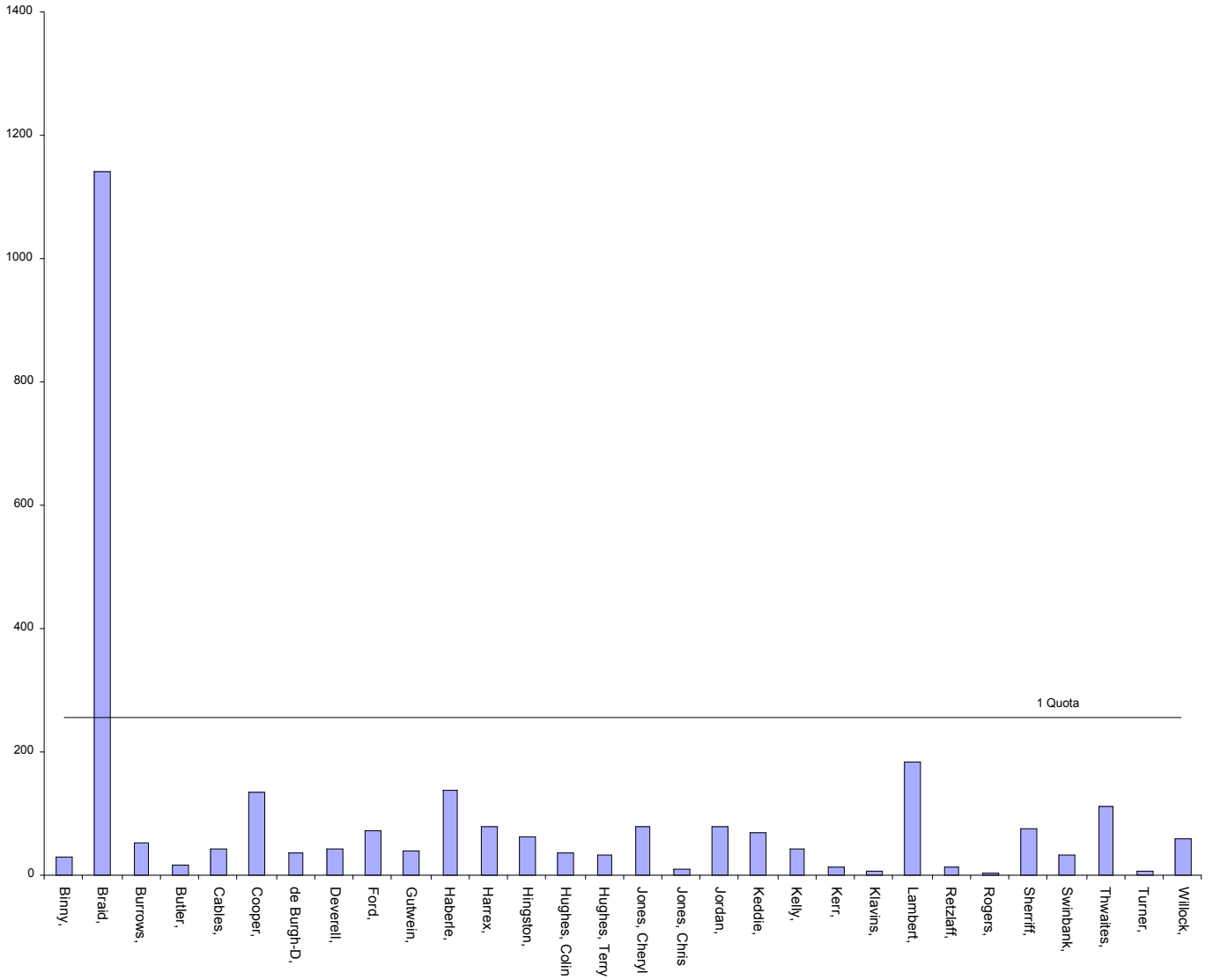
KEDDIE, Andrew

BURROWS, Henry

COOPER, Tony



### 2003 Kentish Councillor First Preferences



## 2003 Kentish Council election — Councillors

Polling closed at 10 am Tuesday 24 June 2003

Number to be elected: 10

Returning Officer: Mr Bob Batchelor

Electors enrolled: 3903

Declarations returned: 2865

Response: 73.41%

Declarations rejected: 18

Declarations admitted: 2847

Rejection rate: 0.63%

Count		Candidates																		
		Blrny,	Braid,	Burrows,	Butler,	Cables,	Cooper,	de Burgh-D,	Deverell,	Ford,	Gutwein,	Haberle,	Harrex,	Hingston,	Hughes, Colin	Hughes, Terry	Jones, Cheryl	Jones, Chris	Jordan,	Keddie,
1	Total	31.00	1143.00	53.00	17.00	44.00	134.00	36.00	43.00	72.00	41.00	140.00	78.00	62.00	37.00	33.00	81.00	12.00	80.00	69.00
	Progress	31.00	1143.00	53.00	17.00	44.00	134.00	36.00	43.00	72.00	41.00	140.00	78.00	62.00	37.00	33.00	81.00	12.00	80.00	69.00
2	Transferred	17.92	-891.00	35.85	12.47	12.47	14.03	2.33	19.48	22.60	6.23	55.34	33.51	16.37	11.69	9.35	60.80	7.01	59.24	55.34
	Progress	48.92	252.00	88.85	29.47	56.47	148.03	38.33	62.48	94.60	47.23	195.34	111.51	78.37	48.69	42.35	141.80	19.01	139.24	124.34
3	Transferred	0.33		17.83	8.58	3.96	0.66	0.00	0.66	6.27	1.32	3.30	2.97	12.88	4.95	1.98	0.66	1.65	19.48	5.28
	Progress	49.25	252.00	106.68	38.05	60.43	148.69	38.33	63.14	100.87	48.55	198.64	114.48	91.25	53.64	44.33	142.46	20.66	158.72	129.62
4 to 6	Transferred	0.00		0.00	0.00	0.00	0.00	0.00	0.33	0.00	0.00	1.00	0.00	0.00	0.00	0.00	0.00	0.00	0.00	1.00
	Progress	49.25	252.00	106.68	38.05	60.43	148.69	38.33	63.47	100.87	48.55	199.64	114.48	91.25	53.64	44.33	142.46	20.66	158.72	130.62
7 to 8	Transferred	0.00		2.00	0.00	0.33	0.00	0.00	0.00	1.00	0.00	1.00	1.00	0.00	1.00	0.00	0.00	0.00	0.00	1.00
	Progress	49.25	252.00	108.68	38.05	60.76	148.69	38.33	63.47	101.87	48.55	200.64	115.48	91.25	54.64	44.33	142.46	20.66	158.72	131.62
9 to 11	Transferred	0.00		1.00	0.00	0.00	0.00	0.00	0.00	0.00	0.00	1.55	0.00	0.00	0.33	0.00	1.00	0.00	0.00	0.00
	Progress	49.25	252.00	109.68	38.05	60.76	148.69	38.33	63.47	101.87	48.55	202.19	115.48	91.25	54.97	44.33	143.46	20.66	158.72	131.62
12 to 13	Transferred	0.00		1.00	0.00	0.00	0.00	1.00	0.00	3.00	0.33	2.00	0.00	0.00	1.00	0.00	2.00	1.00	1.00	1.00
	Progress	49.25	252.00	110.68	38.05	60.76	148.69	39.33	63.47	104.87	48.88	204.19	115.48	91.25	54.97	45.33	143.46	22.66	159.72	132.62
14 to 16	Transferred	0.77		3.77	2.77	0.00	0.00	0.00	1.00	1.77	0.77	0.00	1.00	1.77	0.33	0.00	1.00	0.00	1.77	2.00
	Progress	50.02	252.00	114.45	40.82	60.76	148.69	39.33	64.47	106.64	49.65	204.19	116.48	93.02	55.30	45.33	144.46	22.66	161.49	134.62
17 to 19	Transferred	3.10		2.88	0.33	1.00	1.00	0.00	0.00	1.00	2.00	0.77	0.77	0.00	0.00	0.77	1.77	-22.66	4.10	1.00
	Progress	53.12	252.00	117.33	41.15	61.76	149.69	39.33	64.47	107.64	51.65	204.96	117.25	93.02	55.30	46.10	146.23	0.00	165.59	135.62
20 to 21	Transferred	0.00		0.00	0.00	5.00	2.00	-39.33	1.00	0.77	0.00	2.00	3.77	0.00	0.00	1.00	1.00		0.00	1.00
	Progress	53.12	252.00	117.33	41.15	66.76	151.69	0.00	65.47	108.41	51.65	206.96	121.02	93.02	55.30	47.10	147.23		165.59	136.62
22 to 24	Transferred	0.00		0.33	-41.15	2.66	0.77		0.00	4.09	0.33	2.10	7.66	3.88	0.00	0.77	2.77		8.76	0.00
	Progress	53.12	252.00	117.66	0.00	69.42	152.46		65.47	112.50	51.98	209.06	128.68	96.90	55.30	47.87	150.00		174.35	136.62
25 to 26	Transferred	4.55		0.77		2.77	2.00		4.55	2.00	2.00	1.77	0.00	3.00	0.00	-45.89	3.77		0.00	4.00
	Progress	57.67	252.00	118.43		72.19	154.46		70.02	114.50	53.98	210.83	128.68	99.90	55.30	1.98	153.77		174.35	140.62
27	Transferred	0.00		0.00		0.99	0.00		0.00	0.00	0.00	0.00	0.00	0.00	0.33	-1.98	0.00		0.33	0.33
	Progress	57.67	252.00	118.43		73.18	154.46		70.02	114.50	53.98	210.83	128.68	99.90	55.63		153.77		174.68	140.95
28	Transferred	0.00		0.00		0.00	0.00		0.26	0.00	0.00	0.00	0.00	0.00	0.00		0.00		0.00	0.00
	Progress	57.67	252.00	118.43		73.18	154.46		70.28	114.50	53.98	210.83	128.68	99.90	55.63		153.77		174.68	140.95
29 to 31	Transferred	0.77		4.66		4.00	6.00		0.00	3.32	1.77	1.33	8.55	4.77	0.77		2.77		3.88	2.55
	Progress	58.44	252.00	123.09		77.18	160.46		70.28	117.82	55.75	212.16	137.23	104.67	56.40		156.54		178.56	143.50
32 to 34	Transferred	1.77		0.00		1.77	3.00		2.33	0.00	-55.75	7.77	4.00	7.55	2.77		1.00		5.55	7.10
	Progress	60.21	252.00	123.09		78.95	163.46		72.61	117.82	0.00	219.93	141.23	112.22	59.17		157.54		184.11	150.60
35 to 37	Transferred	0.00		3.33		3.10	6.33		1.00	4.77		7.00	1.00	5.99	-59.17		0.77		7.65	3.33
	Progress	60.21	252.00	126.42		82.05	169.79		73.61	122.59		226.93	142.23	118.21	0.00		158.31		191.76	153.93
38 to 40	Transferred	-60.21		5.77		2.77	1.77		5.10	4.89		10.67	4.00	2.77			9.11		4.55	3.55
	Progress	0.00	252.00	132.19		84.82	171.56		78.71	127.48		237.60	146.23	120.98			167.42		196.31	157.48
41 to 44	Transferred			2.55		4.11	4.77		-78.71	2.77		10.22	7.26	4.67			15.11		3.33	14.99
	Progress		252.00	134.74		88.93	176.33		0.00	130.25		247.82	153.49	125.65			182.53		199.64	172.47
45	Transferred			4.00		-64.00	6.00			6.00		7.00	1.00	4.00			2.00		6.00	2.00
	Progress		252.00	138.74		24.93	182.33			136.25		254.82	154.49	129.65			184.53		205.64	174.47
46 to 47	Transferred			1.88		-24.93	1.43			1.88			1.55	6.32			1.10		3.53	2.66
	Progress		252.00	140.62			183.76			138.13		254.82	156.04	135.97			185.63		209.17	177.13
48	Transferred			0.40			0.00			0.40		-2.82	0.00	0.00			0.40		0.00	0.40
	Progress		252.00	141.02			183.76			138.53		252.00	156.04	135.97			186.03		209.17	177.53
49 to 52	Transferred			16.99			9.33			4.33			5.33	3.77			12.00		5.66	7.17
	Progress		252.00	158.01			193.09			142.86		252.00	161.37	139.74			198.03		214.83	184.70
53	Transferred			2.00			0.00			8.00			9.00	4.00			2.00		14.00	9.00
	Progress		252.00	160.01			193.09			150.86		252.00	170.37	143.74			200.03		228.83	193.70
54 to 56	Transferred			6.77			1.10			7.67			3.44	3.13			2.42		19.64	2.54
	Progress		252.00	166.78			194.19			158.53		252.00	173.81	146.87			202.45		248.47	196.24
57	Transferred			0.00			2.06			1.37			1.37	0.00			1.37		4.82	0.00
	Progress		252.00	166.78			196.25			159.90		252.00	175.18	146.87			203.82		253.29	196.24
58	Transferred			0.18			0.00			0.55			0.18	0.00			0.18		-1.29	0.00
	Progress		252.00	166.96			196.25			160.45		252.00	175.36	146.87			204.00		252.00	196.24
59 to 62	Transferred			21.76			18.54			21.63			14.99	-146.87			33.87			26.20
	Progress		252.00	188.72			214.79			182.08		252.00	190.35	0.00			237.87		252.00	222.44
63	Transferred			38.00			15.00			-120.00			16.00				18.00			17.00
	Progress		252.00	226.72			229.79			62.08		252.00	206.35			255.87		252.00	239.44	
64 to 68	Transferred			20.18			14.08			-62.08			8.52							8.63
	Progress		252.00	246.90			243.87					252.00	214.87			255.87		252.00	248.07	
69	Transferred			1.29			0.64						0.21				-3.87			0.86
	Progress		252.00	248.19			244.51					252.00	215.08			252.00		252.00	248.93	

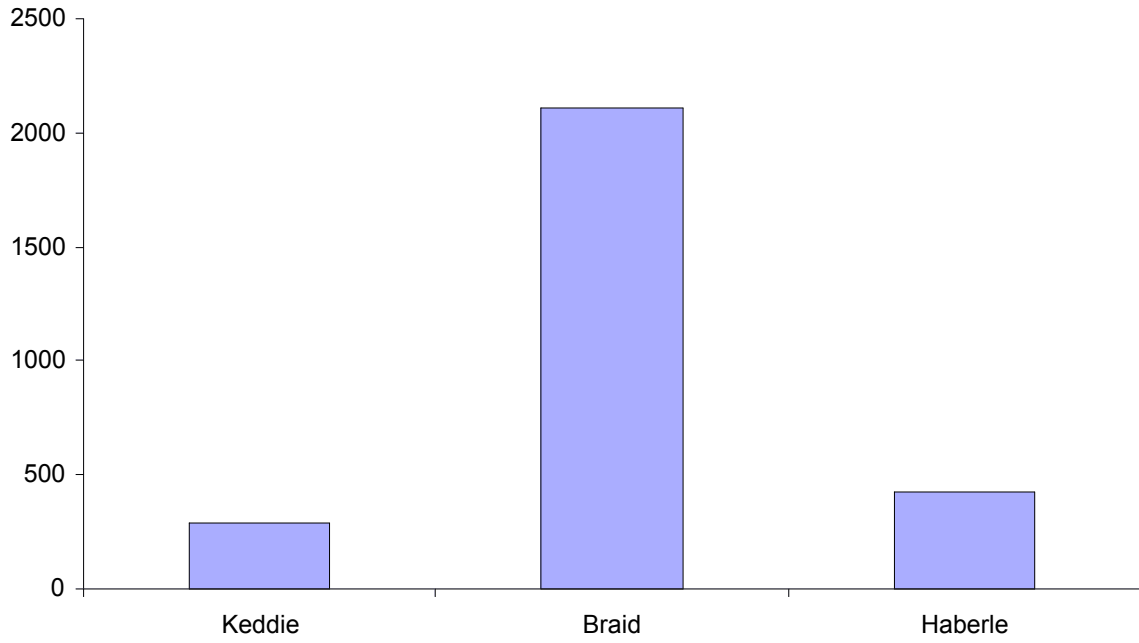
Ballot paper adjustment: 2  
 Total ballot papers: 2845

Formal Votes: 2761  
 Informal ballot papers: 84  
 Informality rate: 2.95%

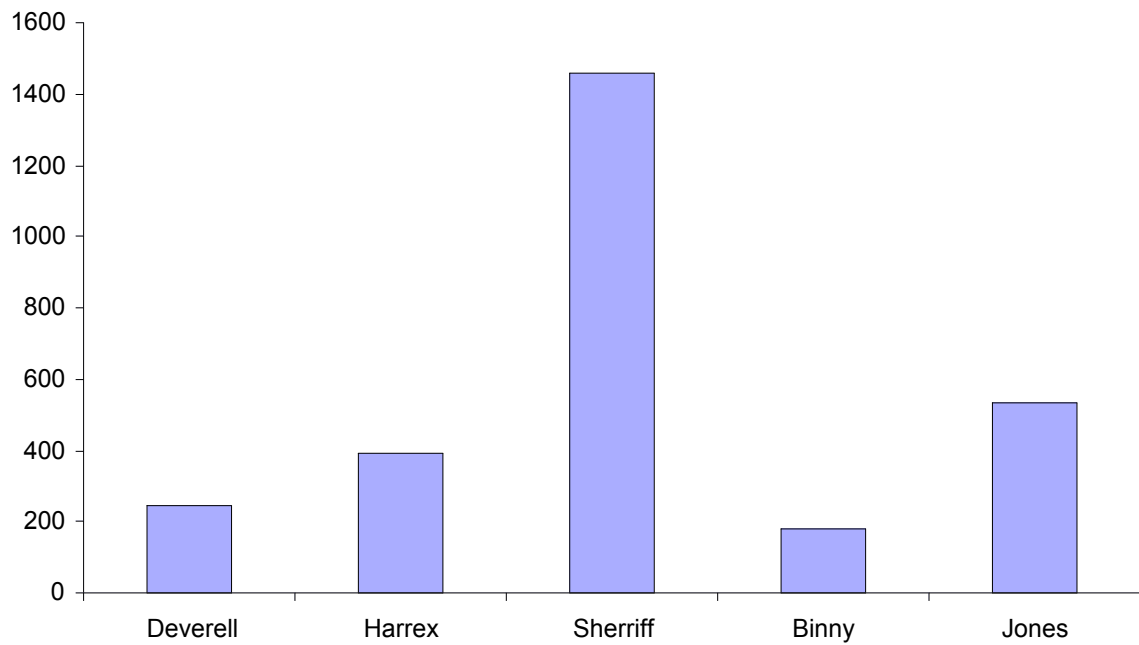
Quota = 252

Kelly,	Kerr,	Klavins,	Lambert,	Retzlaff,	Rogers,	Sherriff,	Swinbank,	Thwaites,	Turner,	Willcock,	Exhausted	Loss (Gain) by Fraction	Total Votes	Remarks
42.00	13.00	9.00	186.00	13.00	3.00	75.00	34.00	113.00	8.00	59.00	0.00	0.00		
42.00	13.00	9.00	186.00	13.00	3.00	75.00	34.00	113.00	8.00	59.00	0.00	0.00	2761.00	<b>Braid, elected 1</b>
27.28	5.45	0.00	43.65	0.00	0.77	307.13	10.13	40.53	1.55	2.33	0.00	0.15		Braid, 's surplus distributed
69.28	18.45	9.00	229.65	13.00	3.77	382.13	44.13	153.53	9.55	61.33	0.00	0.15	2761.00	<b>Sherriff, elected 2</b>
7.92	0.66	0.33	10.56	0.33	0.33	- 130.13	2.97	12.22	0.66	1.32	0.00	0.07		Sherriff, 's surplus distributed
77.20	19.11	9.33	240.21	13.33	4.10	252.00	47.10	165.75	10.21	62.65	0.00	0.22	2761.00	Rogers, excluded
0.00	0.00	0.00	0.00	0.00	- 4.10		0.00	1.77	0.00	0.00	0.00	0.00		Rogers, 's votes distributed
77.20	19.11	9.33	240.21	13.33	0.00	252.00	47.10	167.52	10.21	62.65	0.00	0.22	2761.00	Rogers, fully excluded, Klavins, excluded
0.00	0.00	- 9.33	0.00	0.00			0.00	0.00	1.00	1.00	0.00	0.00		Klavins, 's votes distributed
77.20	19.11	9.33	240.21	13.33	4.10	252.00	47.10	167.52	11.21	63.65	0.00	0.22	2761.00	Klavins, fully excluded, Turner, excluded
0.00	0.00		4.33	0.00			1.00	2.00	- 11.21	0.00	0.00	0.00		Turner, 's votes distributed
77.20	19.11		244.54	13.33		252.00	48.10	169.52	0.00	63.65	0.00	0.22	2761.00	Turner, fully excluded, Retzlaff, excluded
0.00	0.00		0.00	- 13.33			0.00	1.00		0.00	0.00	0.00		Retzlaff, 's votes distributed
77.20	19.11		244.54	0.00		252.00	48.10	170.52		63.65	0.00	0.22	2761.00	Retzlaff, fully excluded, Kerr, excluded
0.00	- 19.11		0.00				0.00	0.00		0.33	0.00	0.06		Kerr, 's votes distributed
77.20	0.00		244.54			252.00	48.10	170.52		63.98	0.00	0.28	2761.00	Kerr, fully excluded, Jones, Chris excluded
0.00			1.00				0.00	0.33		0.77	0.00	0.07		Jones, Chris' votes distributed
77.20			245.54			252.00	48.10	170.85		64.75	0.00	0.35	2761.00	Jones, Chris fully excluded, de Burgh-D, excluded
0.00			0.00				1.00	6.00		14.77	0.00	0.02		de Burgh-D, 's votes distributed
77.20			245.54			252.00	49.10	176.85		79.52	0.00	0.37	2761.00	de Burgh-D, fully excluded, Butler, excluded
2.75			1.43				0.77	0.99		1.00	0.00	0.09		Butler, 's votes distributed
79.95			246.97			252.00	49.87	177.84		80.52	0.00	0.46	2761.00	Butler, fully excluded, Hughes, Terry excluded
2.77			5.55				2.55	2.77		1.00	0.00	0.07		Hughes, Terry's votes distributed
82.72			252.52			252.00	52.42	180.61		81.52	0.00	0.53	2761.00	<b>Lambert, elected 3</b> , Hughes, Terry partially excluded
0.00							0.00	0.00		0.00	0.00	0.00		Hughes, Terry's votes distributed
82.72			252.52			252.00	52.42	180.61		81.52	0.00	0.53	2761.00	Hughes, Terry fully excluded
0.26			- 0.52				0.00	0.00		0.00	0.00	0.00		Lambert, 's surplus distributed
82.98			252.00			252.00	52.42	180.61		81.52	0.00	0.53	2761.00	Swinbank, excluded
1.77							- 52.42	2.43		3.00	0.00	0.08		Swinbank, 's votes distributed
84.75			252.00			252.00	0.00	183.04		84.52	0.00	0.61	2761.00	Swinbank, fully excluded, Gutwein, excluded
1.10								6.66		3.33	0.00	0.05		Gutwein, 's votes distributed
85.85			252.00			252.00		189.70		87.85	0.00	0.66	2761.00	Gutwein, fully excluded, Hughes, Colin excluded
5.99								7.21		1.66	0.00	0.04		Hughes, Colin's votes distributed
91.84			252.00			252.00		196.91		89.51	0.00	0.70	2761.00	Hughes, Colin fully excluded, Binny, excluded
1.88								3.33		0.00	0.00	0.05		Binny, 's votes distributed
93.72			252.00			252.00		200.24		89.51	0.00	0.75	2761.00	Binny, fully excluded, Deverell, excluded
2.77								3.33		2.77	0.00	0.06		Deverell, 's votes distributed
96.49			252.00			252.00		203.57		92.28	0.00	0.81	2761.00	Deverell, fully excluded, Cables, excluded
8.00								14.00		4.00	0.00	0.00		Cables, 's votes distributed
104.49			252.00			252.00		217.57		96.28	0.00	0.81	2761.00	<b>Haberle, elected 4</b> , Cables, partially excluded
1.88								0.77		1.88	0.00	0.05		Cables, 's votes distributed
106.37			252.00			252.00		218.34		98.16	0.00	0.86	2761.00	Cables, fully excluded
0.00								0.40		0.80	0.00	0.02		Haberle, 's surplus distributed
106.37			252.00			252.00		218.74		98.96	0.00	0.88	2761.00	Willcock, excluded
5.10								28.28		- 98.96	1.00	0.00		Willcock, 's votes distributed
111.47			252.00			252.00		247.02		0.00	1.00	0.88	2761.00	Willcock, fully excluded, Kelly, excluded
- 64.00								16.00		0.00	0.00	0.00		Kelly, 's votes distributed
47.47			252.00			252.00		263.02		1.00	0.88	0.88	2761.00	<b>Thwaites, elected 5</b> , Kelly, partially excluded
- 47.47										0.77	(0.01)			Kelly, 's votes distributed
			252.00			252.00		263.02		1.77	0.87	0.87	2761.00	Kelly, fully excluded
								- 11.02		0.00	0.03			Thwaites, 's surplus distributed
			252.00			252.00		252.00		1.77	0.90	0.90	2761.00	<b>Jordan, elected 6</b>
										0.18	0.02			Jordan, 's surplus distributed
			252.00			252.00		252.00		1.95	0.92	0.92	2761.00	Hingston, excluded
										9.91	(0.03)			Hingston, 's votes distributed
			252.00			252.00		252.00		11.86	0.89	0.89	2761.00	Hingston, fully excluded, Ford, excluded
										16.00	0.00			Ford, 's votes distributed
			252.00			252.00		252.00		27.86	0.89	0.89	2761.00	<b>Jones, Cheryl elected 7</b> , Ford, partially excluded
										10.72	(0.05)			Ford, 's votes distributed
			252.00			252.00		252.00		38.58	0.84	0.84	2761.00	Ford, fully excluded
										0.86	0.01			Jones, Cheryl's surplus distributed
			252.00			252.00		252.00		39.44	0.85	0.85	2761.00	<b>Keddie, elected 8, Burrows, elected 9, Cooper, elected 10</b>

### 2003 Kentish Mayor First Preferences



### 2003 Kentish Deputy Mayor First Preferences



### 2003 Kentish Council Election

Polling closed at 10 am Tuesday 24 June 2003

Returning Officer: Mr Bob Batchelor

Declarations admitted: 2847

Ballot paper adjustment: 2

Total ballot papers: 2845

Formal Votes: 2825

Informal ballot papers: 20

Informality rate: 0.70%

#### Mayor

		Candidates			Exhausted	Total Votes	Absolute Majority	Remarks
		Keddie	Braid	Haberle				
Count 1	Total	292	2106	427	0			
	Progress Totals	292	2106	427	0	2825	1414 <b>Braid elected</b>	

### 2003 Kentish Council Election

Polling closed at 10 am Tuesday 24 June 2003

Returning Officer: Mr Bob Batchelor

Declarations admitted: 2847

Ballot paper adjustment: 2

Total ballot papers: 2845

Formal Votes: 2808

Informal ballot papers: 37

Informality rate: 1.30%

#### Deputy Mayor

		Candidates					Exhausted	Total Votes	Absolute Majority	Remarks
		Deverell	Harrex	Sherriff	Binny	Jones				
Count 1	Total	247	391	1458	179	533	0			
	Progress Totals	247	391	1458	179	533	0	2808	1405 <b>Sherriff elected</b>	

## 2003 Kentish Council Elector Poll Result

Kentish Council requested the Tasmanian Electoral Office to conduct an elector poll on its behalf. The poll regarded the future of the Kentish municipal area. The poll closed at 10 am on 8 April 2003.

Postal Ballot Packs were sent to 3 843 electors. 2687 were returned (70%).

Electors were asked to answer the following question ‘yes’ or ‘no’ —

**“Do you want to keep Kentish as a separate municipal area?”**

The results were as follows:

Yes	2 278
No	384
<u>Informal</u>	<u>5</u>
Total	2 667