



Kingborough Council 2005 election report

Table of contents

- Local Government Elections in Tasmania
- Report on the 2005 Kingborough Council Election
- List of Councillors following the 2005 elections
- Councillor results
- Mayor and Deputy Mayor results
- Recount results

Local Government Elections in Tasmania

Every two years elections are held in all 29 councils for the positions of mayor and deputy mayor and half the councillor positions. Where required, by-elections are held concurrently for vacancies that have occurred since the last elections.

The Tasmanian Electoral Commission (TEC) supervises the conduct of elections in accordance with the *Local Government Act 1993*. Elections by postal ballot have been held in 1994, 1996, 1999 (deferred from 1998), 2000, 2002, 2005 (deferred from 2004) with the next elections due in October 2007.

Since 2000 mayors and deputy mayors are elected directly by the electors in all municipal areas. Previously, in most councils, mayors and deputy mayors were elected by the councillors at the first meeting of a new council.

Candidate information booklets and complete election results for the state are available from the TEC and are posted on the TEC website www.electoral.tas.gov.au.

2005 Election timetable

Notice of election published	Saturday 10 September
Electoral rolls closed	6 pm Thursday 15 September
Nomination period	12 September— 12 noon on 26 September
Nominations closed	12 noon Monday 26 September
Nominations announced & draw for ballot paper positions	12 noon Tuesday 27 September
Ballot material delivered to electors	11–14 October
Polling period	11–25 October
Close of poll	10 am Tuesday 25 October

Casual vacancies

Casual vacancies are filled by recount where possible, unless the vacancy occurs within 6 months of a forthcoming election. Only unelected candidates from the relevant election may contest a recount. A candidate elected at a recount serves until the next council election. If a recount is not possible, a by-election is held—with the candidate elected to serve for the remainder of the term of office of the original councillor.

Elector polls

A council may hold an elector poll on any issue it determines. It may also be required to hold an elector poll following petitions from electors in accordance with Part 6 of the Act. A council is not bound by the result of an elector poll.

Electoral system

Voting in Tasmanian local government elections is not compulsory.

Elections for councillor positions are conducted using a system modelled on the Hare-Clark method of proportional representation used in Tasmanian House of Assembly elections.

Mayoral and deputy mayoral elections use a preferential system similar to that used for Tasmanian Legislative Council and Federal House of Representatives elections.

Report on the 2005 Kingborough Council Election

Elections were held for the positions of Mayor and Deputy Mayor for 2 year terms, and 7 Councillors, 6 of which for 4 year terms and 1 casual position for 2 years.

For the 2005 Local Government elections, 21 970 Kingborough electors were enrolled, comprising 21 662 (98.60%) from the State House of Assembly roll and 308 (1.40%) from the General Manager's roll.

The percentage of Kingborough electors returning their ballot papers was 52.22%, in comparison with 58.52% statewide.

Recounts

Two recounts were held between the 2002 and 2005 elections. Councillor Simon Baptist resigned from the Kingborough Council on Tuesday 29 July 2003. Six unelected candidates from the 2000 Kingborough Council election contested the recount. The recount took place at noon Monday 11 August 2003. The other recount took place at noon Wednesday 13 October 2004 following the resignation of Councillor Noel Bowman on Friday 1 October 2004. Four unelected candidates from the 2002 Kingborough Council election contested the recount. Full details are provided on the back page.

Candidates at the 2005 elections

Mayor		Councillors	
★ BURY, Graham	Tinderbox	ANDERSON, Mike	Margate
CHATTERTON, Paul	Blackmans Bay	★ BURY, Graham*	Tinderbox
HAZELL, Donald*	Kingston	★ CHATTERTON, Paul*	Blackmans Bay
WASS, Steve	Blackmans Bay	DONNELL-WALES, Daniela	Kingston
		★ GRACE, David*	Lower Snug
		HANSSON, Rod	Kingston
		★ HIGGINS, Michele	Birchs Bay
		LAWLESS, Ian	Margate
Deputy Mayor		★ LINDSAY, Helen	Margate
BUCHAN, Fiona	Kingston Beach	MAUGER, Warwick Lloyd	Leslie Vale
BUSH, Julian	Simpsons Bay	PITCHFORD, Gary	Kingston
FOX, Flora	Howden	RICKARDS, Mark	Snug
★ GRACE, David	Lower Snug	SCOTT, Bruce	Margate
		SMITH, Derek J.H.*	Kingston
		^★ SOMMERVILLE, Donna	Blackmans Bay
		TAYLOR, Julie	Kingston
		★ WASS, Steve*	Blackmans Bay

★ denotes elected candidate

* denotes seeking re-election

^ denotes filled casual vacancy

Kingborough Councillors following the 2005 elections

Mayor

term ends 2007

BURY, Graham

Deputy Mayor

term ends 2007

GRACE, David

12 Councillors

term ends 2009

BURY, Graham

WASS, Steve

GRACE, David

CHATTERTON, Paul

HIGGINS, Michele

LINDSAY, Helen

term ends 2007

HAZELL, Donald

FOX, Flora

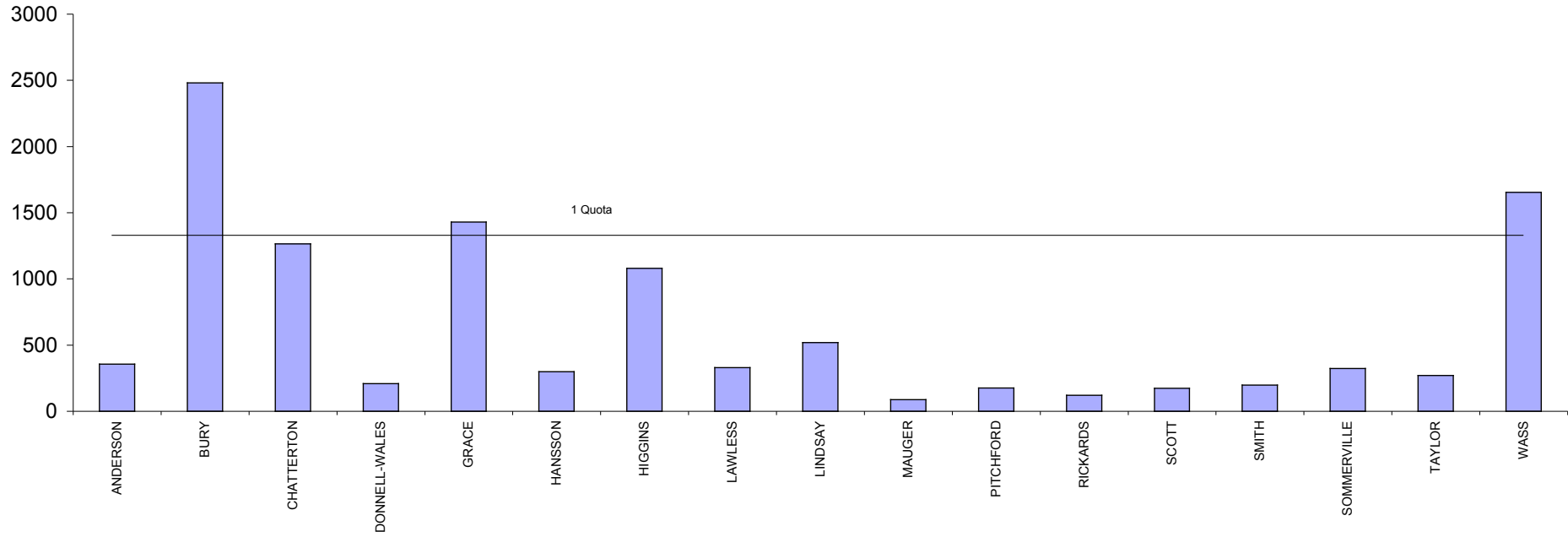
BUSH, Julian

BUCHAN, Fiona

McGINNISS, Roger

SOMMERVILLE, Donna

Kingborough Councillor 2005 First Preferences



Kingborough Council

Polling closed at 10am 25 October 2005

Number to be elected: 7

Returning Officer: Ms Maree Ward

Electors enrolled: 21970

Declarations returned: 11473

Response: 52.22%

		Candidates										
		ANDERSON	BURY	CHATTERTON	DONNELL-WALES	GRACE	HANSSON	HIGGINS	LAWLESS	LINDSAY	MAUGER	PITCHFORD
Count 1	Total	357.00	2482.00	1264.00	210.00	1430.00	299.00	1079.00	330.00	518.00	89.00	176.00
	Progress Totals	357.00	2482.00	1264.00	210.00	1430.00	299.00	1079.00	330.00	518.00	89.00	176.00
Count 2	Votes Transferred	71.10	- 1110.00	323.33	54.56		58.58	131.03	54.11	118.06	14.75	40.69
	Progress Totals	428.10	1372.00	1587.33	264.56	1430.00	357.58	1210.03	384.11	636.06	103.75	216.69
Count 3	Votes Transferred	13.67			15.56		32.31	18.63	29.06	46.51	3.76	17.95
	Progress Totals	441.77	1372.00	1587.33	280.12	1430.00	389.89	1228.66	413.17	682.57	107.51	234.64
Count 4	Votes Transferred	2.35			2.35	- 58.00	6.69	3.97	8.07	8.59	1.17	2.10
	Progress Totals	444.12	1372.00	1587.33	282.47	1372.00	396.58	1232.63	421.24	691.16	108.68	236.74
Count 5	Votes Transferred	15.48		- 215.33	9.23		17.86	19.65	14.29	29.78	4.76	12.21
	Progress Totals	459.60	1372.00	1372.00	291.70	1372.00	414.44	1252.28	435.53	720.94	113.44	248.95
Count 6 to 10	Votes Transferred	18.69			10.85		2.45	22.44	12.36	11.26	- 113.44	4.49
	Progress Totals	478.29	1372.00	1372.00	302.55	1372.00	416.89	1274.72	447.89	732.20	0.00	253.44
Count 11 to 15	Votes Transferred	32.71			11.01		8.71	53.02	11.11	14.95		10.75
	Progress Totals	511.00	1372.00	1372.00	313.56	1372.00	425.60	1327.74	459.00	747.15		264.19
Count 16 to 20	Votes Transferred	14.11			28.24		31.14	21.46	22.87	33.48		- 264.19
	Progress Totals	525.11	1372.00	1372.00	341.80	1372.00	456.74	1349.20	481.87	780.63		0.00
Count 21 to 25	Votes Transferred	38.60			23.95		49.56	22.13	42.79	35.02		
	Progress Totals	563.71	1372.00	1372.00	365.75	1372.00	506.30	1371.33	524.66	815.65		
Count 26	Votes Transferred	19.00			- 268.00		25.00	54.00	24.00	41.00		
	Progress Totals	582.71	1372.00	1372.00	97.75	1372.00	531.30	1425.33	548.66	856.65		
Count 27 to 30	Votes Transferred	11.15			- 97.75		11.57		9.66	20.67		
	Progress Totals	593.86	1372.00	1372.00	0.00	1372.00	542.87	1425.33	558.32	877.32		
Count 31	Votes Transferred	4.93					4.93	- 53.33	0.00	9.87		
	Progress Totals	598.79	1372.00	1372.00		1372.00	547.80	1372.00	558.32	887.19		
Count 32 to 37	Votes Transferred	39.25					62.04		81.23	91.06		
	Progress Totals	638.04	1372.00	1372.00		1372.00	609.84	1372.00	639.55	978.25		
Count 38 to 43	Votes Transferred	76.17					75.65		68.03	156.22		
	Progress Totals	714.21	1372.00	1372.00		1372.00	685.49	1372.00	707.58	1134.47		
Count 44 to 49	Votes Transferred	96.39					- 685.49		167.78	218.81		
	Progress Totals	810.60	1372.00	1372.00		1372.00	0.00	1372.00	875.36	1353.28		
Count 50	Votes Transferred	- 585.00							172.00	152.00		
	Progress Totals	225.60	1372.00	1372.00		1372.00		1372.00	1047.36	1505.28		
Count 51 to 55	Votes Transferred	- 225.60							92.28			
	Progress Totals	0.00	1372.00	1372.00		1372.00		1372.00	1139.64	1505.28		
Count 56	Votes Transferred								41.21	- 133.28		
	Progress Totals		1372.00	1372.00		1372.00		1372.00	1180.85	1372.00		

Declarations rejected: 164
 Declarations admitted: 11309
 Rejection rate: 1.43%

Ballot paper adjustment: 4
 Total ballot papers: 11305

Formal Votes: 10975
 Informal ballot papers: 330
 Informality rate: 2.92%

Quota = 1372

RICKARDS	SCOTT	SMITH	SOMMERVILLE	TAYLOR	WASS	Exhausted	Loss (Gain) by Fraction	Total Votes	Remarks
120.00	174.00	197.00	324.00	271.00	1655.00	0.00	0.00		
120.00	174.00	197.00	324.00	271.00	1655.00	0.00	0.00	10975.00	BURY elected 1, WASS elected 2, GRACE elected 3
33.09	42.03	53.21	55.00	60.37		0.00	0.09		BURY's surplus distributed
153.09	216.03	250.21	379.00	331.37	1655.00	0.00	0.09	10975.00	CHATTERTON elected 4
7.69	21.54	39.84	18.63	17.78	- 283.00	0.00	0.07		WASS' surplus distributed
160.78	237.57	290.05	397.63	349.15	1372.00	0.00	0.16	10975.00	
1.70	5.43	7.17	3.69	4.66		0.00	0.06		GRACE's surplus distributed
162.48	243.00	297.22	401.32	353.81	1372.00	0.00	0.22	10975.00	
8.93	13.40	27.99	19.35	22.33		0.00	0.07		CHATTERTON's surplus distributed
171.41	256.40	325.21	420.67	376.14	1372.00	0.00	0.29	10975.00	MAUGER excluded
5.10	12.73	3.50	6.65	2.77		0.00	0.15		MAUGER's votes distributed
176.51	269.13	328.71	427.32	378.91	1372.00	0.00	0.44	10975.00	MAUGER fully excluded, RICKARDS excluded
- 176.51	8.44	5.53	11.42	8.70		0.00	0.16		RICKARDS' votes distributed
0.00	277.57	334.24	438.74	387.61	1372.00	0.00	0.60	10975.00	RICKARDS fully excluded, PITCHFORD excluded
	27.99	31.66	28.54	24.58		0.00	0.12		PITCHFORD's votes distributed
	305.56	365.90	467.28	412.19	1372.00	0.00	0.72	10975.00	PITCHFORD fully excluded, SCOTT excluded
- 305.56	30.86	17.88	44.17			0.48	0.12		SCOTT's votes distributed
	0.00	396.76	485.16	456.36	1372.00	0.48	0.84	10975.00	SCOTT fully excluded, DONNELL-WALES excluded
		18.00	47.00	38.00		2.00	0.00		DONNELL-WALES' votes distributed
		414.76	532.16	494.36	1372.00	2.48	0.84	10975.00	HIGGINS elected 5 , DONNELL-WALES partially excluded
		11.20	18.41	13.64		1.37	0.08		DONNELL-WALES' votes distributed
		425.96	550.57	508.00	1372.00	3.85	0.92	10975.00	DONNELL-WALES fully excluded
		5.92	17.77	6.91		2.96	0.04		HIGGINS' surplus distributed
		431.88	568.34	514.91	1372.00	6.81	0.96	10975.00	SMITH excluded
		- 431.88	77.04	68.93		12.27	0.06		SMITH's votes distributed
		0.00	645.38	583.84	1372.00	19.08	1.02	10975.00	SMITH fully excluded, TAYLOR excluded
			183.08	- 583.84		24.68	0.01		TAYLOR's votes distributed
			828.46	0.00	1372.00	43.76	1.03	10975.00	TAYLOR fully excluded, HANSSON excluded
			146.77			55.83	(0.09)		HANSSON's votes distributed
			975.23		1372.00	99.59	0.94	10975.00	HANSSON fully excluded, ANDERSON excluded
			197.00			64.00	0.00		ANDERSON's votes distributed
			1172.23		1372.00	163.59	0.94	10975.00	LINDSAY elected 6 , ANDERSON partially excluded
			77.26			56.16	(0.10)		ANDERSON's votes distributed
			1249.49		1372.00	219.75	0.84	10975.00	ANDERSON fully excluded
			66.63			25.42	0.02		LINDSAY's surplus distributed
			1316.12		1372.00	245.17	0.86	10975.00	SOMMERVILLE elected 7

Kingborough Council

Polling closed at 10am 25 October 2005

Returning Officer: Ms Maree Ward

Declarations admitted: 11309

Ballot paper adjustment: 3

Total ballot papers: 11306

Formal Votes: 11212

Informal ballot papers: 94

Informality rate: 0.83%

Mayor

		Candidates				Exhausted	Total Votes	Absolute Majority	Remarks
		BURY	CHATTERTON	HAZELL	WASS				
Count 1	Total	3956	1954	3020	2282	0			
	Progress Totals	3956	1954	3020	2282	0	11212	5607	CHATTERTON excluded
Count 2	Votes Transferred	663	-1954	396	652	243			CHATTERTON's votes distributed
	Progress Totals	4619	0	3416	2934	243	11212	5486	WASS excluded
Count 3	Votes Transferred	1692		936	-2934	306			WASS' votes distributed
	Progress Totals	6311		4352	0	549	11212	5333	BURY elected

Kingborough Council

Polling closed at 10am 25 October 2005

Returning Officer: Ms Maree Ward

Declarations admitted: 11309

Ballot paper adjustment: 4

Total ballot papers: 11305

Formal Votes: 11135

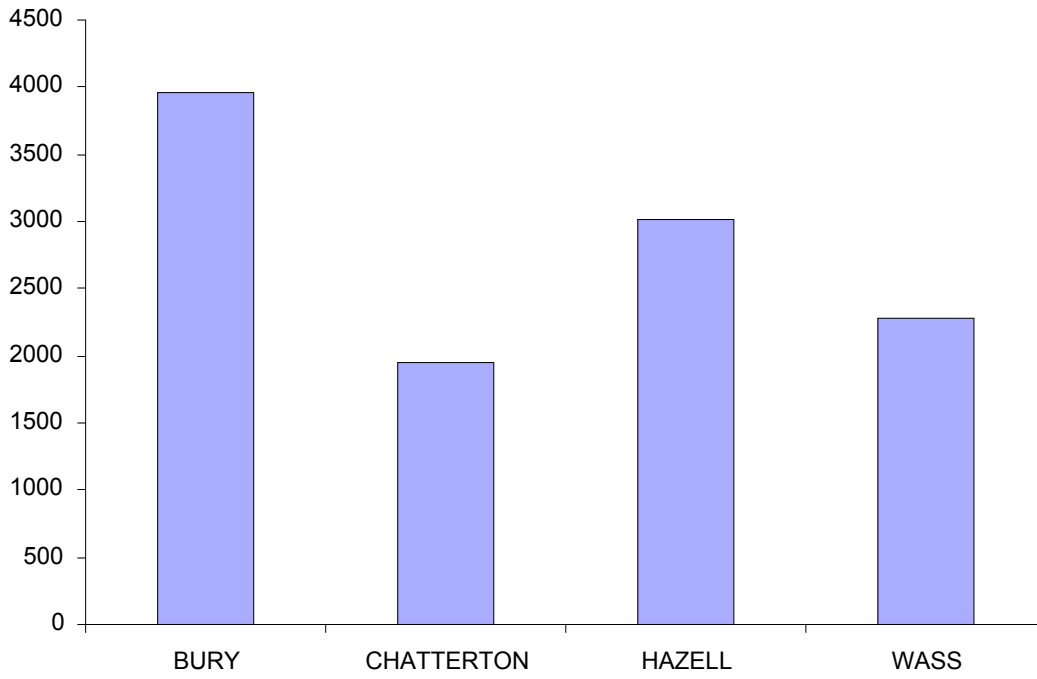
Informal ballot papers: 170

Informality rate: 1.50%

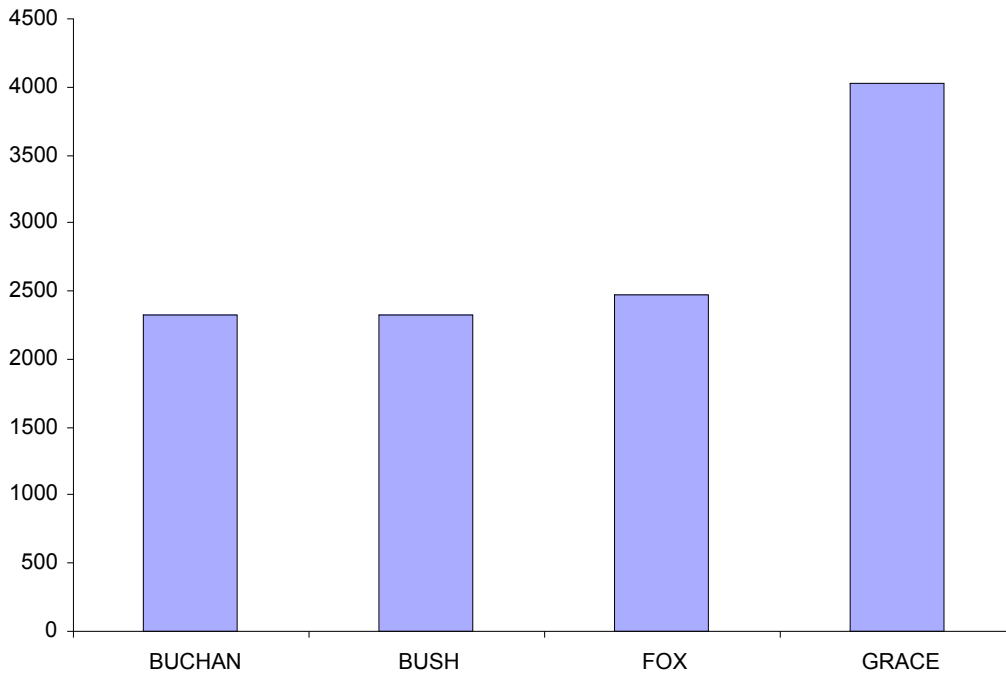
Deputy Mayor

		Candidates				Exhausted	Total Votes	Absolute Majority	Remarks
		BUCHAN	BUSH	FOX	GRACE				
Count 1	Total	2325	2320	2467	4023	0			
	Progress Totals	2325	2320	2467	4023	0	11135	5569	BUSH excluded
Count 2	Votes Transferred	530	-2320	895	547	348			BUSH's votes distributed
	Progress Totals	2855	0	3362	4570	348	11135	5395	BUCHAN excluded
Count 3	Votes Transferred	-2855		1165	1342	348			BUCHAN's votes distributed
	Progress Totals	0		4527	5912	696	11135	5221	GRACE elected

Kingborough Mayor 2005 First Preferences



Kingborough Deputy Mayor 2005 First Preferences



Kingborough Council recount

Recount due to the resignation of Councillor Simon Baptist

11 August 2003

	FARRELL Ken	HICKEY Toby	SHOOBRIDGE Jane	TAYLOR David	THOMAS Ross	WHITTEN Greg	Exhausted Votes	Lost by fraction	Total Votes	Absolute majority	Remarks
Counts 1 to 3 Total	57.64	35.80	118.84	52.45	60.21	1123.57	19.44	0.05	1468	725	Distribution of Baptist Whitten Elected

Kingborough Council - Recount

Recount due to resignation of Councillor Noel Bowman

13 October 2004

		CHUCKOWREE Geean (Singh)	HANSSON Rod	HIGGINS Michele	SMITH Derek	Exhausted Votes	Lost by fraction	Total Votes	Absolute majority	Remarks
Count 1	Total	210.71	484.73	352.17	598.50	11.87	0.02	1658	824	Distribution of Bowman
Count 2		-210.71	82.10	45.50	76.17	6.92	0.02			Chuckowree excluded
	Total	0.00	566.83	397.67	674.67	18.79	0.04	1658	820	
Count 3			181.03	-397.67	167.18	49.46				Higgins excluded
	Total		747.86	0.00	841.85	68.25	0.04	1658	795	Smith Elected