



Tasman Council

2005 election report

Table of contents

- Local Government Elections in Tasmania
- Report on the 2005 Tasman Council Election
- List of Councillors following the 2005 elections
- Councillor results
- Mayor and Deputy Mayor results
- Recount results

Local Government Elections in Tasmania

Every two years elections are held in all 29 councils for the positions of mayor and deputy mayor and half the councillor positions. Where required, by-elections are held concurrently for vacancies that have occurred since the last elections.

The Tasmanian Electoral Commission (TEC) supervises the conduct of elections in accordance with the *Local Government Act 1993*. Elections by postal ballot have been held in 1994, 1996, 1999 (deferred from 1998), 2000, 2002, 2005 (deferred from 2004) with the next elections due in October 2007.

Since 2000 mayors and deputy mayors are elected directly by the electors in all municipal areas. Previously, in most councils, mayors and deputy mayors were elected by the councillors at the first meeting of a new council.

Candidate information booklets and complete election results for the state are available from the TEC and are posted on the TEC website www.electoral.tas.gov.au.

2005 Election timetable

Notice of election published	Saturday 10 September
Electoral rolls closed	6 pm Thursday 15 September
Nomination period	12 September— 12 noon on 26 September
Nominations closed	12 noon Monday 26 September
Nominations announced & draw for ballot paper positions	12 noon Tuesday 27 September
Ballot material delivered to electors	11–14 October
Polling period	11–25 October
Close of poll	10 am Tuesday 25 October

Casual vacancies

Casual vacancies are filled by recount where possible, unless the vacancy occurs within 6 months of a forthcoming election. Only unelected candidates from the relevant election may contest a recount. A candidate elected at a recount serves until the next council election. If a recount is not possible, a by-election is held—with the candidate elected to serve for the remainder of the term of office of the original councillor.

Elector polls

A council may hold an elector poll on any issue it determines. It may also be required to hold an elector poll following petitions from electors in accordance with Part 6 of the Act. A council is not bound by the result of an elector poll.

Electoral system

Voting in Tasmanian local government elections is not compulsory.

Elections for councillor positions are conducted using a system modelled on the Hare-Clark method of proportional representation used in Tasmanian House of Assembly elections.

Mayoral and deputy mayoral elections use a preferential system similar to that used for Tasmanian Legislative Council and Federal House of Representatives elections.

Report on the 2005 Tasman Council Election

Elections were held for the positions of Mayor and Deputy Mayor for 2 year terms, and 6 Councillors, 4 of which for 4 year terms and 2 casual positions for 2 years.

For the 2005 Local Government elections, 2139 Tasman electors were enrolled, comprising 1667 (77.93%) from the State House of Assembly roll and 472 (22.07%) from the General Manager's roll.

The percentage of Tasman electors returning their ballot papers was 72.23%, in comparison with 58.52% statewide.

Recounts

One recount was held between the 2002 and 2005 elections. Councillor Dennis Mansfield resigned from the Tasman Council on Tuesday 7 December 2004. Only one unelected candidate from the 2000 Tasman Council election contested the recount and was therefore elected unopposed on Monday 20 December 2004. Full details are provided on the back page.

Candidates at the 2005 elections

Mayor		Councillors	
★ SELF, Roger John	Eaglehawk Neck	★ BARWICK, Jan Elizabeth	Nubeena
WILSON, Peter John*	Taranna	^★ BRIGGS, Allen Lloyd*	Port Arthur
		FORSTER, John E.	White Beach
		★ HEYWARD, Roseanne	Koonya
		LYNE, Wally	Port Arthur
Deputy Mayor		^★ NOYE, Audrey	Highcroft
★ ALEXANDER, Gary	White Beach	NOYE, James. A.	Premaydena
WIGGINS, Bruce	Nubeena	NOYE, Pauline. B.	Premaydena
		★ SELF, Roger John*	Eaglehawk Neck
		★ WIGGINS, Bruce*	Nubeena

★ denotes elected candidate
 * denotes seeking re-election
 ^ denotes filled casual vacancy

Tasman Councillors following the 2005 elections

Mayor

term ends 2007

SELF, Roger John

Deputy Mayor

term ends 2007

ALEXANDER, Gary

9 Councillors

term ends 2009

BARWICK, Jan Elizabeth

HEYWARD, Roseanne

SELF, Roger John

WIGGINS, Bruce

term ends 2007

WILSON, Peter John

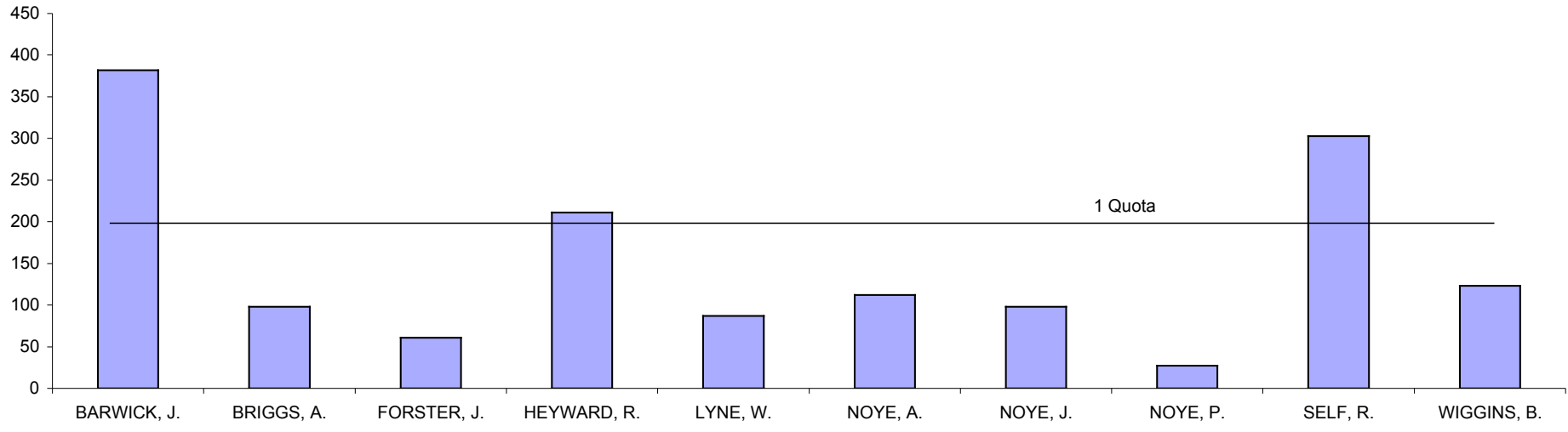
FAZACKERLEY, Joan

ALEXANDER, Gary

NOYE, Audrey

BRIGGS, Allen Lloyd

Tasman Councillor 2005 First Preferences



Tasman Council

Polling closed at 10am 25 October 2005
 Number to be elected: 6
 Returning Officer: Ms Maree Ward

Electors enrolled: 2139
 Declarations returned: 1545
 Response: 72.23%

Declarations rejected: 21
 Declarations admitted: 1524
 Rejection rate: 1.36%

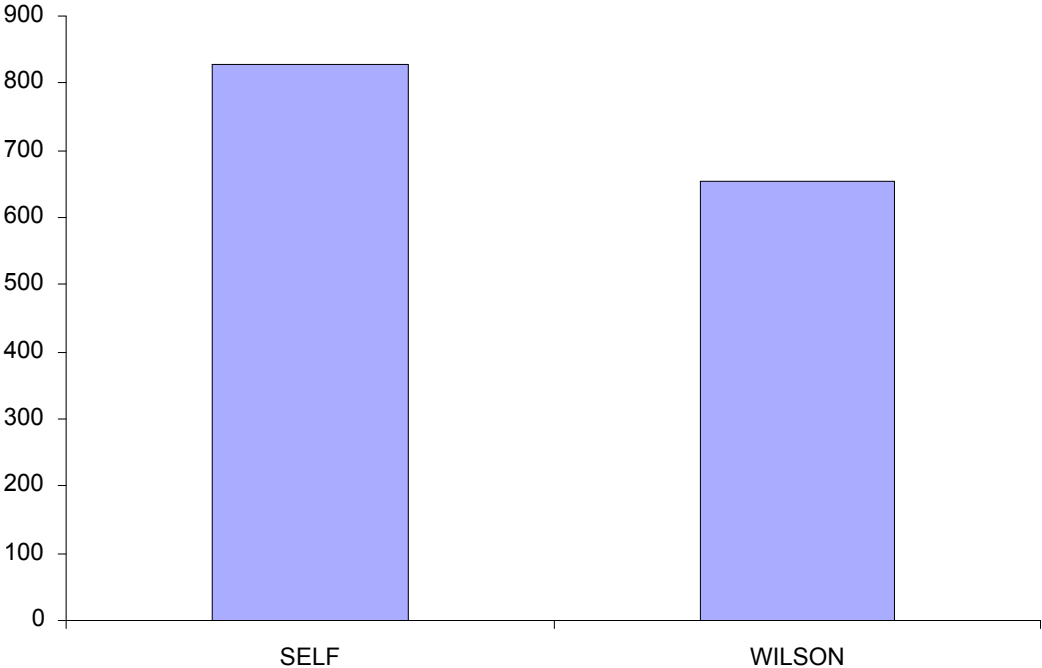
Ballot paper adjustment: 1
 Total ballot papers: 1523

Formal Votes: 1502
 Informal ballot papers: 21
 Informality rate: 1.38%

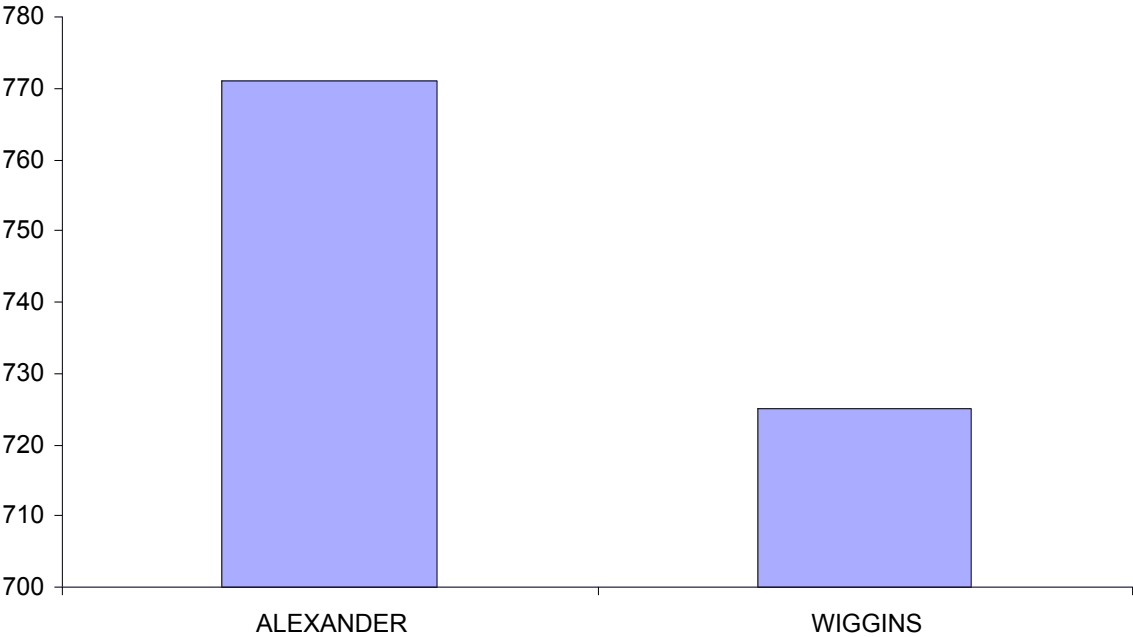
Quota = 215

		Candidates										Exhausted	Loss (Gain) by Fraction	Total Votes	Remarks
		BARWICK, J.	BRIGGS, A.	FORSTER, J.	HEYWARD, R.	LYNE, W.	NOYE, A.	NOYE, J.	NOYE, P.	SELF, R.	WIGGINS, B.				
Count 1	Total	382.00	98.00	61.00	211.00	87.00	112.00	98.00	27.00	303.00	123.00	0.00	0.00		
	Progress Totals	382.00	98.00	61.00	211.00	87.00	112.00	98.00	27.00	303.00	123.00	0.00	0.00	1502.00	BARWICK, J. elected 1, SELF, R. elected 2
Count 2	Votes Transferred	- 167.00	19.67	13.55	37.59	17.48	27.97	13.55	13.98		23.17	0.00	0.04		BARWICK, J.'s surplus distributed
	Progress Totals	215.00	117.67	74.55	248.59	104.48	139.97	111.55	40.98	303.00	146.17	0.00	0.04	1502.00	HEYWARD, R. elected 3
Count 3	Votes Transferred		10.74	4.93		15.68	8.42	7.84	3.19	- 88.00	37.17	0.00	0.03		SELF, R.'s surplus distributed
	Progress Totals	215.00	128.41	79.48	248.59	120.16	148.39	119.39	44.17	215.00	183.34	0.00	0.07	1502.00	
Count 4	Votes Transferred		7.81	3.51	- 33.59	5.46	6.63	3.12	0.78		6.24	0.00	0.04		HEYWARD, R.'s surplus distributed
	Progress Totals	215.00	136.22	82.99	215.00	125.62	155.02	122.51	44.95	215.00	189.58	0.00	0.11	1502.00	NOYE, P. excluded
Count 5 to 8	Votes Transferred		2.60	1.69		3.74	11.61	24.86	- 44.95		0.43	0.00	0.02		NOYE, P.'s votes distributed
	Progress Totals	215.00	138.82	84.68	215.00	129.36	166.63	147.37	0.00	215.00	190.01	0.00	0.13	1502.00	NOYE, P. fully excluded, FORSTER, J. excluded
Count 9 to 12	Votes Transferred		17.15	- 84.68		19.02	16.57	14.56			17.38	0.00	0.00		FORSTER, J.'s votes distributed
	Progress Totals	215.00	155.97	0.00	215.00	148.38	183.20	161.93		215.00	207.39	0.00	0.13	1502.00	FORSTER, J. fully excluded, LYNE, W. excluded
Count 13	Votes Transferred		28.00			- 102.00	17.00	17.00			40.00	0.00	0.00		LYNE, W.'s votes distributed
	Progress Totals	215.00	183.97		215.00	46.38	200.20	178.93		215.00	247.39	0.00	0.13	1502.00	WIGGINS, B. elected 4, LYNE, W. partially excluded
Count 14 to 16	Votes Transferred		21.83			- 46.38	15.38	7.70				1.46	0.01		LYNE, W.'s votes distributed
	Progress Totals	215.00	205.80		215.00	0.00	215.58	186.63		215.00	247.39	1.46	0.14	1502.00	LYNE, W. fully excluded, NOYE, A. elected 5
Count 17	Votes Transferred		18.62					9.71			- 32.39	4.04	0.02		WIGGINS, B.'s surplus distributed
	Progress Totals	215.00	224.42		215.00		215.58	196.34		215.00	215.00	5.50	0.16	1502.00	BRIGGS, A. elected 6

Tasman Mayor 2005 First Preferences



Tasman Deputy Mayor 2005 First Preferences



Tasman Council

Polling closed at 10am 25 October 2005

Returning Officer: Ms Maree Ward

Declarations admitted: 1524

Ballot paper adjustment: 1

Total ballot papers: 1523

Formal Votes: 1481

Informal ballot papers: 42

Informality rate: 2.76%

Mayor

		Candidates		Exhausted	Total Votes	Absolute Majority	Remarks
		SELF	WILSON				
Count 1	Total	828	653	0			
	Progress Totals	828	653	0	1481	742	SELF elected

Tasman Council

Polling closed at 10am 25 October 2005

Returning Officer: Ms Maree Ward

Declarations admitted: 1524

Ballot paper adjustment: 1

Total ballot papers: 1523

Formal Votes: 1496

Informal ballot papers: 27

Informality rate: 1.77%

Deputy Mayor

		Candidates		Exhausted	Total Votes	Absolute Majority	Remarks
		ALEXANDER	WIGGINS				
Count 1	Total	771	725	0			
	Progress Totals	771	725	0	1496	749	ALEXANDER elected

Tasman Council recount

Recount due to resignation of Councillor Dennis Mansfield

20 December 2004

Allen Briggs elected unopposed