



Waratah- Wynyard Council

2005 election report

Table of contents

- Local Government Elections in Tasmania
- Report on the 2005 Waratah-Wynyard Council Election
- List of Councillors following the 2005 elections
- Councillor results
- Mayor and Deputy Mayor results
- Elector Poll results
- Recount results

Local Government Elections in Tasmania

Every two years elections are held in all 29 councils for the positions of mayor and deputy mayor and half the councillor positions. Where required, by-elections are held concurrently for vacancies that have occurred since the last elections.

The Tasmanian Electoral Commission (TEC) supervises the conduct of elections in accordance with the *Local Government Act 1993*. Elections by postal ballot have been held in 1994, 1996, 1999 (deferred from 1998), 2000, 2002, 2005 (deferred from 2004) with the next elections due in October 2007.

Since 2000 mayors and deputy mayors are elected directly by the electors in all municipal areas. Previously, in most councils, mayors and deputy mayors were elected by the councillors at the first meeting of a new council.

Candidate information booklets and complete election results for the state are available from the TEC and are posted on the TEC website www.electoral.tas.gov.au.

2005 Election timetable

Notice of election published	Saturday 10 September
Electoral rolls closed	6 pm Thursday 15 September
Nomination period	12 September— 12 noon on 26 September
Nominations closed	12 noon Monday 26 September
Nominations announced & draw for ballot paper positions	12 noon Tuesday 27 September
Ballot material delivered to electors	11–14 October
Polling period	11–25 October
Close of poll	10 am Tuesday 25 October

Casual vacancies

Casual vacancies are filled by recount where possible, unless the vacancy occurs within 6 months of a forthcoming election. Only unelected candidates from the relevant election may contest a recount. A candidate elected at a recount serves until the next council election. If a recount is not possible, a by-election is held—with the candidate elected to serve for the remainder of the term of office of the original councillor.

Elector polls

A council may hold an elector poll on any issue it determines. It may also be required to hold an elector poll following petitions from electors in accordance with Part 6 of the Act. A council is not bound by the result of an elector poll.

Electoral system

Voting in Tasmanian local government elections is not compulsory.

Elections for councillor positions are conducted using a system modelled on the Hare-Clark method of proportional representation used in Tasmanian House of Assembly elections.

Mayoral and deputy mayoral elections use a preferential system similar to that used for Tasmanian Legislative Council and Federal House of Representatives elections.

Report on the 2005 Waratah-Wynyard Council Election

Elections were held for the positions of Mayor and Deputy Mayor for 2 year terms, and 5 Councillors for 4 year terms and an **Elector Poll**.

For the 2005 Local Government elections, 9912 Waratah-Wynyard electors were enrolled, comprising 9719 (98.05%) from the State House of Assembly roll and 193 (1.95%) from the General Manager's roll.

The percentage of Waratah-Wynyard electors returning their ballot papers was 68.12%, in comparison with 58.52% statewide.

Recounts

One recount was held between the 2002 and 2005 elections. Councillor Dorothy Calvert resigned from the Waratah-Wynyard Council on Friday 16 April 2004. Five unelected candidates from the 2002 Waratah-Wynyard Council election contested the recount. The recount took place at noon Tuesday 27 April 2004. Full details are provided on the back page.

Candidates at the 2005 elections

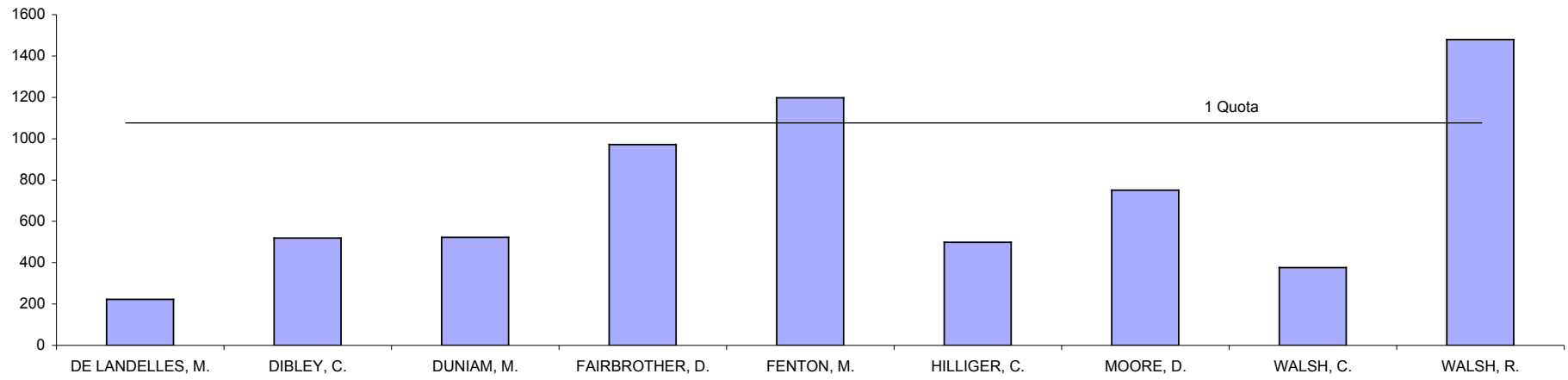
Mayor		Councillors	
FENTON, Malcolm	Wynyard	DE LANDELLES, Meredith	Waratah
★ HYLAND, Kevin	Wynyard	DIBLEY, Colleen	Preolenna
		★ DUNIAM, Mary	Somerset
		★ FAIRBROTHER, Darren*	Boat Harbour
		★ FENTON, Malcolm*	Wynyard
Deputy Mayor		HILLIGER, Cyndia	Wynyard
DIBLEY, Colleen	Preolenna	★ MOORE, David*	Somerset
★ FAIRBROTHER, Darren	Boat Harbour	WALSH, Clay	Waratah
FRIEDERSDORFF, Alwyn	Wynyard	★ WALSH, Robert (Robby)	Wynyard
MOORE, David	Somerset		
RANSLEY, A. Francis	Wynyard		

★ denotes elected candidate
 * denotes seeking re-election

Waratah-Wynyard Councillors following the 2005 elections

Mayor	10 Councillors	
<i>term ends 2007</i>	<i>term ends 2009</i>	<i>term ends 2007</i>
HYLAND, Kevin	WALSH, Robert (Robby)	CHALK, Roger G
Deputy Mayor	FENTON, Malcolm	HYLAND, Kevin
<i>term ends 2007</i>	FAIRBROTHER, Darren	BRAMICH, Gary
FAIRBROTHER, Darren	MOORE, David	FRIEDERSDORFF, Alwyn
	DUNIAM, Mary	RANSLEY, A Francis

Waratah-Wynyard Councillor 2005 First Preferences



Waratah-Wynyard Council

Polling closed at 10am 25 October 2005

Electors enrolled: 9912

Declarations rejected: 73

Ballot paper adjustment: 3

Formal Votes: 6540

Number to be elected: 5

Declarations returned: 6752

Declarations admitted: 6679

Total ballot papers: 6676

Informal ballot papers: 136

Returning Officer: Mr David Molnar

Response: 68.12%

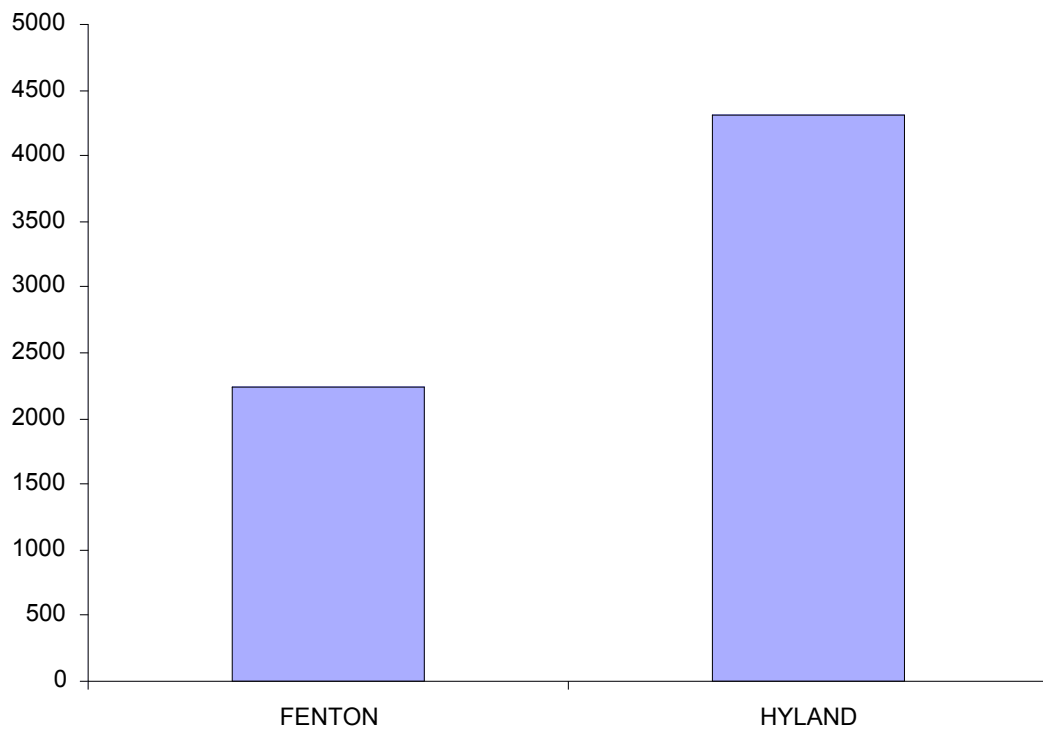
Rejection rate: 1.08%

Informality rate: 2.04%

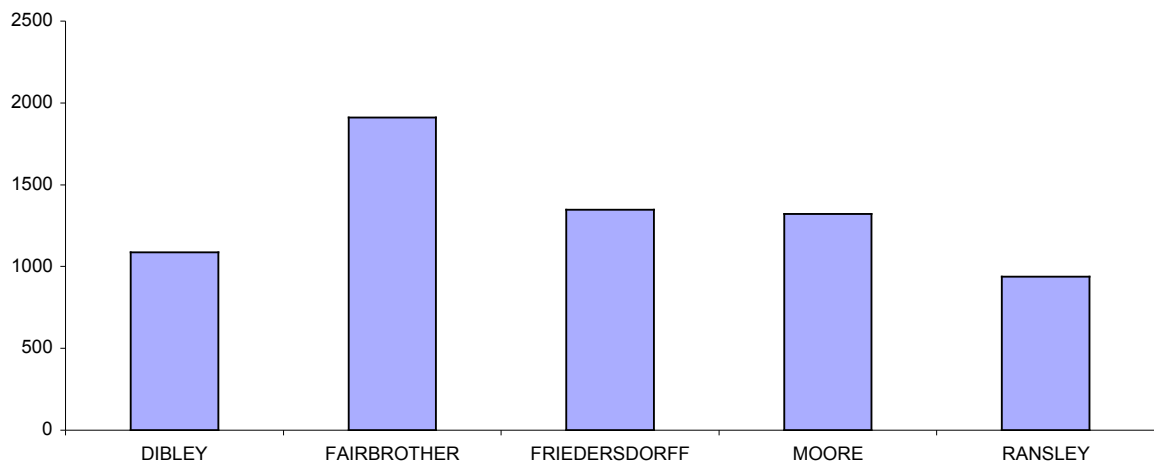
Quota = 1091

		Candidates								Exhausted	Loss (Gain) by Fraction	Total Votes	Remarks
		DE LANDELLES, M.	DIBLEY, C.	DUNIAM, M.	FAIRBROTHER, D.	FENTON, M.	HILLIGER, C.	MOORE, D.	WALSH, C.	WALSH, R.			
Count 1	Total	223.00	519.00	522.00	972.00	1198.00	499.00	751.00	376.00	1480.00	0.00	0.00	
	Progress Totals	223.00	519.00	522.00	972.00	1198.00	499.00	751.00	376.00	1480.00	0.00	0.00	6540.00 WALSH, R. elected 1, FENTON, M. elected 2
Count 2	Votes Transferred	8.93	25.75	57.29	135.09		42.57	62.02	57.29	- 389.00	0.00	0.06	WALSH, R.'s surplus distributed
	Progress Totals	231.93	544.75	579.29	1107.09	1198.00	541.57	813.02	433.29	1091.00	0.00	0.06	6540.00 FAIRBROTHER, D. elected 3
Count 3	Votes Transferred	3.21	14.02	18.48		- 107.00	13.03	45.55	12.68		0.00	0.03	FENTON, M.'s surplus distributed
	Progress Totals	235.14	558.77	597.77	1107.09	1091.00	554.60	858.57	445.97	1091.00	0.00	0.09	6540.00
Count 4	Votes Transferred	0.65	1.81	3.09	- 16.09		1.56	5.03	3.91		0.00	0.04	FAIRBROTHER, D.'s surplus distributed
	Progress Totals	235.79	560.58	600.86	1091.00	1091.00	556.16	863.60	449.88	1091.00	0.00	0.13	6540.00 DE LANDELLES, M. excluded
Count 5 to 8	Votes Transferred	- 235.79	85.11	46.01			51.01	12.91	40.69		0.00	0.06	DE LANDELLES, M.'s votes distributed
	Progress Totals	0.00	645.69	646.87	1091.00	1091.00	607.17	876.51	490.57	1091.00	0.00	0.19	6540.00 DE LANDELLES, M. fully excluded, WALSH, C. excluded
Count 9 to 12	Votes Transferred		103.43	126.88			134.23	125.95	- 490.57		0.06	0.02	WALSH, C.'s votes distributed
	Progress Totals		749.12	773.75	1091.00	1091.00	741.40	1002.46	0.00	1091.00	0.06	0.21	6540.00 WALSH, C. fully excluded, HILLIGER, C. excluded
Count 13	Votes Transferred		199.00	321.00			- 667.00	142.00			5.00	0.00	HILLIGER, C.'s votes distributed
	Progress Totals		948.12	1094.75	1091.00	1091.00	74.40	1144.46		1091.00	5.06	0.21	6540.00 MOORE, D. elected 4, DUNIAM, M. elected 5, HILLIGER, C. partially excluded

Waratah-Wynyard Mayor 2005 First Preferences



Waratah-Wynyard Deputy Mayor 2005 First Preferences



Waratah-Wynyard Council

Polling closed at 10am 25 October 2005

Returning Officer: Mr David Molnar

Declarations admitted: 6679

Ballot paper adjustment: 3

Total ballot papers: 6676

Formal Votes: 6544

Informal ballot papers: 132

Informality rate: 1.98%

Mayor

		Candidates		Exhausted	Total Votes	Absolute Majority	Remarks
		FENTON	HYLAND				
Count 1	Total	2240	4304	0			
	Progress Totals	2240	4304	0	6544	3273	HYLAND elected

Waratah-Wynyard Council

Polling closed at 10am 25 October 2005

Returning Officer: Mr David Molnar

Declarations admitted: 6679

Ballot paper adjustment: 3

Total ballot papers: 6676

Formal Votes: 6606

Informal ballot papers: 70

Informality rate: 1.05%

Deputy Mayor

		Candidates					Exhausted	Total Votes	Absolute Majority	Remarks
		DIBLEY	FAIRBROTHER	FRIEDERSDORFF	MOORE	RANSLEY				
Count 1	Total	1088	1910	1348	1322	938	0			
	Progress Totals	1088	1910	1348	1322	938	0	6606	3304 RANSLEY excluded	
Count 2	Total	112	281	162	267	-938	116		RANSLEY's votes distributed	
	Progress Totals	1200	2191	1510	1589	0	116	6606	3246 DIBLEY excluded	
Count 3	Total	-1200	347	399	331		123		DIBLEY's votes distributed	
	Progress Totals	0	2538	1909	1920		239	6606	3185 FRIEDERSDORFF excluded	
Count 4	Total		995	-1909	697		217		FRIEDERSDORFF's votes distributed	
	Progress Totals		3533	0	2617		456	6606	3076 FAIRBROTHER elected	

Result of Elector Poll

The original name assigned to the municipality on 6 January 1908 was the Municipality of Table Cape. On 24 October 1945 the Council name was changed to Wynyard Municipal Council. The council again changed names on 2 April 1993 to what it is named today - Waratah-Wynyard Council. This name change coincided with the amalgamation of the former Waratah and Wynyard municipalities. The intention of the Local Government Board at the time of the 1993 amalgamation was to allow the new Council to consider an appropriate name for the area after the two communities had been brought together. After due consideration, Council decided to run an elector poll in conjunction with the 2005 Local Government elections, aiming to seek the views of its electors on the proposed name change from Waratah-Wynyard Council and municipal area to Table Cape Council and municipal area.

Electors were asked:

Do you support changing the name of the Waratah-Wynyard Council and municipal area to the Table Cape Council and municipal area?

Votes received were as follows:

Yes	1 180	17.99%
No	5 379	82.01%
Informal Ballot Papers	117	
Total	6 676	

Waratah-Wynyard Council - Recount

Recount due to resignation of Councillor Dorothy Calvert

27 April 2004

		BLACKWELL Jeremy	BRUNETTI Bob	DIBLEY Colleen	PETERSEN Kim	WALSH Clay	Exhausted Votes	Lost by fraction	Total Votes	Absolute majority	Remarks
Counts 1 to 5	Total	139.22	191.03	245.85	190.16	77.29	4.43	0.02	848	422	Distribution of Calvert
Counts 6 to 9		20.55	15.69	16.76	20.31	-77.29	3.94	0.04			Walsh excluded
	Total	159.77	206.72	262.61	210.47	0.00	8.37	0.06	848	420	
Counts 10 to 14		-159.77	49.02	56.54	45.73		8.36	0.12			Blackwell excluded
	Total	0.00	255.74	319.15	256.20		16.73	0.18	848	416	
Counts 15 to 16			-226.09	113.09	82.56		30.43	0.01			Brunetti partially excluded
	Total		29.65	432.24	338.76		47.16	0.19	848	401	Dibley Elected