



Burnie City Council

2007 election report

Table of contents

- Local Government Elections in Tasmania
- Report on the 2007 Burnie City Council Election
- List of Councillors (Aldermen) following the 2007 elections
- Councillor (Aldermen) results
- Mayor and Deputy Mayor results
- Recount results

Local Government Elections in Tasmania

Every two years elections are held in all 29 municipal areas for the positions of mayor and deputy mayor and half the councillor positions. Where required, by-elections are held concurrently for vacancies that have occurred since the last elections.

The Tasmanian Electoral Commission (TEC) supervises the conduct of elections in accordance with the *Local Government Act 1993*. Elections by postal ballot have been held in 1994, 1996, 1999 (deferred from 1998), 2000, 2002, 2005 (deferred from 2004), and 2007 with the next elections due in October 2009.

Since 2000, mayors and deputy mayors have been elected directly by the electors in all municipal areas. Previously, in most councils, mayors and deputy mayors were elected by the councillors at the first meeting of a new council.

Candidate information booklets and complete election results for the state are available from the TEC and are posted on the TEC website www.electoral.tas.gov.au.

2007 Election timetable

Notice of election published	Saturday 15 September
Electoral rolls closed	6 pm Thursday 20 September
Nomination period	17 September— 12 noon on 1 October
Nominations closed	12 noon Monday 1 October
Nominations announced & draw for ballot paper positions	12 noon Tuesday 2 October
Ballot material delivered to electors	16–19 October
Polling period	16–30 October
Close of poll	10 am Tuesday 30 October

Casual vacancies

Casual vacancies are filled by recount where possible, unless the vacancy occurs within 6 months of a forthcoming election. Only unelected candidates from the relevant election may contest a recount. A candidate elected at a recount serves until the next council election. If a recount is not possible, a by-election is held—with the candidate elected to serve for the remainder of the term of office of the original councillor.

Elector polls

A council may hold an elector poll on any issue it determines. It may also be required to hold an elector poll following petitions from electors in accordance with Part 6 of the Act. A council is not bound by the result of an elector poll.

Electoral system

Voting in Tasmanian local government elections is not compulsory.

Elections for councillor positions are conducted using a system modelled on the Hare-Clark method of proportional representation used in Tasmanian House of Assembly elections.

Mayoral and deputy mayoral elections use a preferential system similar to that used for Tasmanian Legislative Council and federal House of Representatives elections.

Report on the 2007 Burnie City Council Election

Elections were held for the positions of Mayor and Deputy Mayor for 2 year terms, 5 Councillors (Aldermen), 4 of which for 4 year terms and 1 casual position for 2 years.

13 986 Burnie City electors were enrolled for the 2007 elections, comprising 13 808 (98.73%) from the State House of Assembly roll and 178 (1.27%) from the General Manager's roll.

60.37% of Burnie City electors returned their ballot papers in comparison with 57.43%% statewide.

Recounts

One recount was held between the 2005 and 2007 elections. Councillor Jan Blizzard died on Thursday 8 March 2007. Five unelected candidates from the 2005 Burnie City Council election contested the recount. The recount took place on Friday 23 March 2007. Full details are provided on the back page.

Candidates at the 2007 elections

Mayor		Councillors (Aldermen)	
★ BOYD, Alwyn*	Burnie	BELL, Kevin	Burnie
FRENCH, Sandra	Burnie	^★ BENTLEY, Robert*	Burnie
RYAN, Malcolm	Burnie	★ BOYD, Alwyn*	Burnie
		EDNEY, Darrell John	Burnie
		★ GREEN, Steve*	Burnie
		LEAMAN, Trevor	Stowport
Deputy Mayor		★ MUNRO, John*	Burnie
★ DOW, Anita	Ridgley	WHITE, Scott	Burnie
HODGETTS, Des	Burnie	★ WINTER, Colin*	Burnie
MUNRO, John*	Burnie		

- ★ denotes elected candidate
- * denotes seeking re-election
- ^ denotes filled casual vacancy

Burnie City Councillors (Aldermen) following the 2007 elections

Mayor	9 Councillors (Aldermen)	
<i>term ends 2009</i>	<i>term ends 2011</i>	<i>term ends 2009</i>
BOYD, Alwyn	BOYD, Alwyn	DOW, Anita
Deputy Mayor	MUNRO, John	FRENCH, Sandra
<i>term ends 2009</i>	WINTER, Colin	HODGETTS, Des
DOW, Anita	GREEN, Steve	RYAN, Malcolm
		BENTLEY, Robert

Burnie City Council - 2007 Councillor election

Polling closed at 10am 30 October 2007

Electors enrolled: 13986

Declarations rejected: 143

Ballot paper adjustment: 12

Formal Votes: 8167

Number to be elected: 5

Declarations returned: 8444

Declarations admitted: 8301

Total ballot papers: 8289

Informal ballot papers: 122

Returning Officer: Mr Andy Brockbank

Response: 60.37%

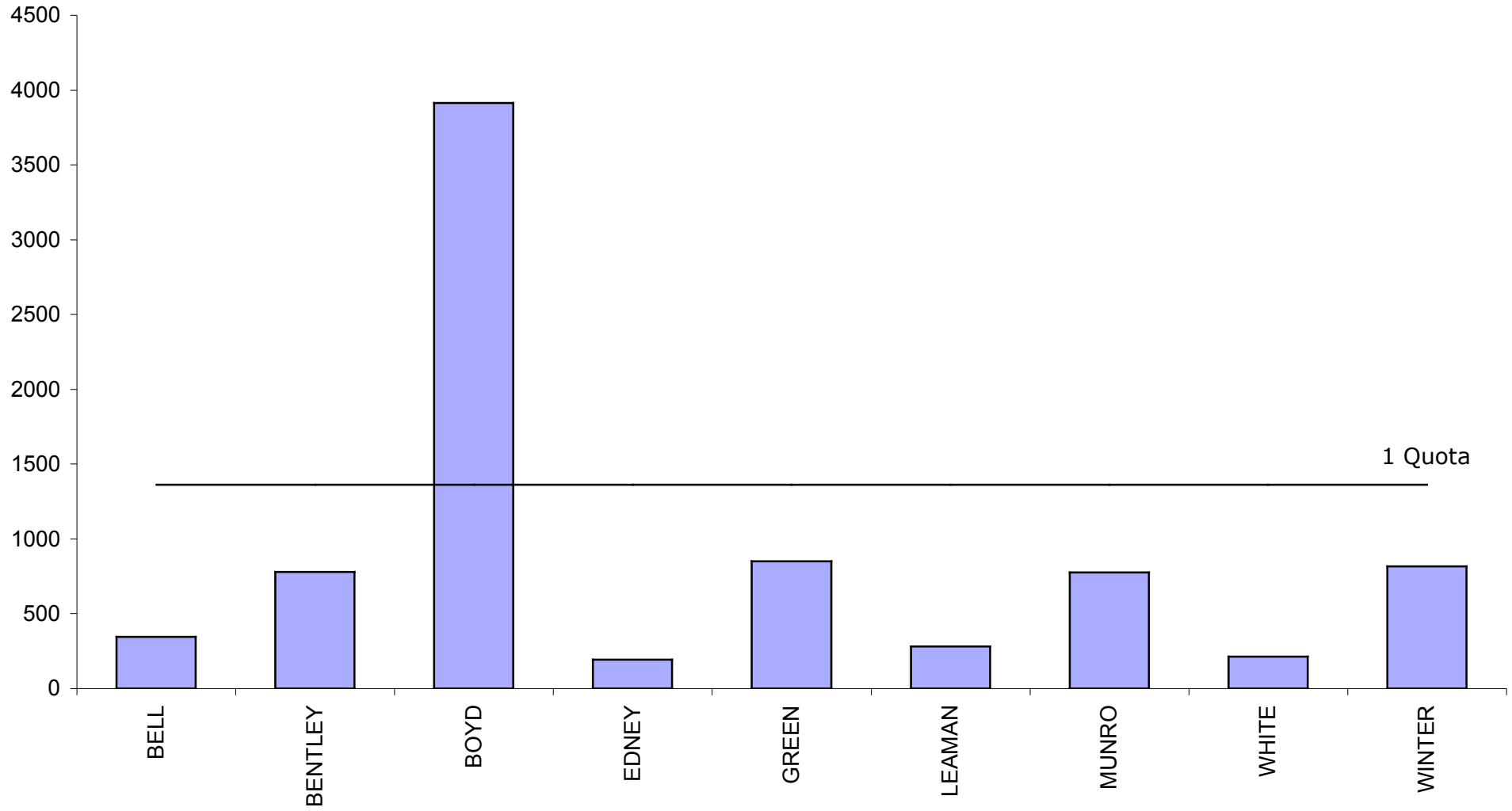
Rejection rate: 1.69%

Informality rate: 1.47%

Quota = 1362

Count	BELL	BENTLEY	BOYD	EDNEY	GREEN	LEAMAN	MUNRO	WHITE	WINTER	Votes Exhausted	Loss (Gain) by Fraction	Total Votes	Remarks
1	345.00	779.00	3 913.00	192.00	850.00	282.00	776.00	212.00	818.00			8 167.00	BOYD elected 1
2	92.57	260.77	-2 551.00	44.33	299.88	50.19	1 130.44	75.62	597.16		0.04		BOYD's surplus distributed
	437.57	1 039.77	1 362.00	236.33	1 149.88	332.19	1 906.44	287.62	1 415.16		0.04	8 167.00	MUNRO elected 2, WINTER elected 3
3	53.37	229.83		27.63	167.03	28.88	- 544.44	37.67			0.03		MUNRO's surplus distributed
	490.94	1 269.60	1 362.00	263.96	1 316.91	361.07	1 362.00	325.29	1 415.16		0.07	8 167.00	
4	4.99	19.61		2.14	18.39	3.24		4.75	- 53.16		0.04		WINTER's surplus distributed
	495.93	1 289.21	1 362.00	266.10	1 335.30	364.31	1 362.00	330.04	1 362.00		0.11	8 167.00	
5	36.00	35.00		- 192.00	34.00	40.00		47.00			0.00		EDNEY part excluded
	531.93	1 324.21	1 362.00	74.10	1 369.30	404.31	1 362.00	377.04	1 362.00		0.11	8 167.00	GREEN elected 4
6 to 8	14.37	22.71		- 74.10		15.26		20.31		1.38	0.07		EDNEY fully excluded
	546.30	1 346.92	1 362.00		1 369.30	419.57	1 362.00	397.35	1 362.00	1.38	0.18	8 167.00	
9	1.71	1.07			- 7.30	1.07		3.00		0.42	0.03		GREEN's surplus distributed
	548.01	1 347.99	1 362.00		1 362.00	420.64	1 362.00	400.35	1 362.00	1.80	0.21	8 167.00	
10	116.00	52.00				87.00		- 259.00		4.00	0.00		WHITE part excluded
	664.01	1 399.99	1 362.00		1 362.00	507.64	1 362.00	141.35	1 362.00	5.80	0.21	8 167.00	BENTLEY elected 5

2007 Burnie City Councillor election - first preferences



Burnie City Council

Polling closed at 10am 30 October 2007

Returning Officer: Mr Andy Brockbank

Mayor

Declarations admitted: 8 301

Formal Votes: 8 221

Ballot paper adjustment: 12

Informal ballot papers: 68

Total ballot papers: 8 289

Informality rate: 0.82%

Candidates

		BOYD	FRENCH	RYAN	Total Votes	Absolute Majority	Remarks
Count 1	First Preferences	4 874	1 555	1 792	8 221	4 111	BOYD elected

Deputy Mayor

Declarations admitted: 8 301

Formal Votes: 8 207

Ballot paper adjustment: 13

Informal ballot papers: 81

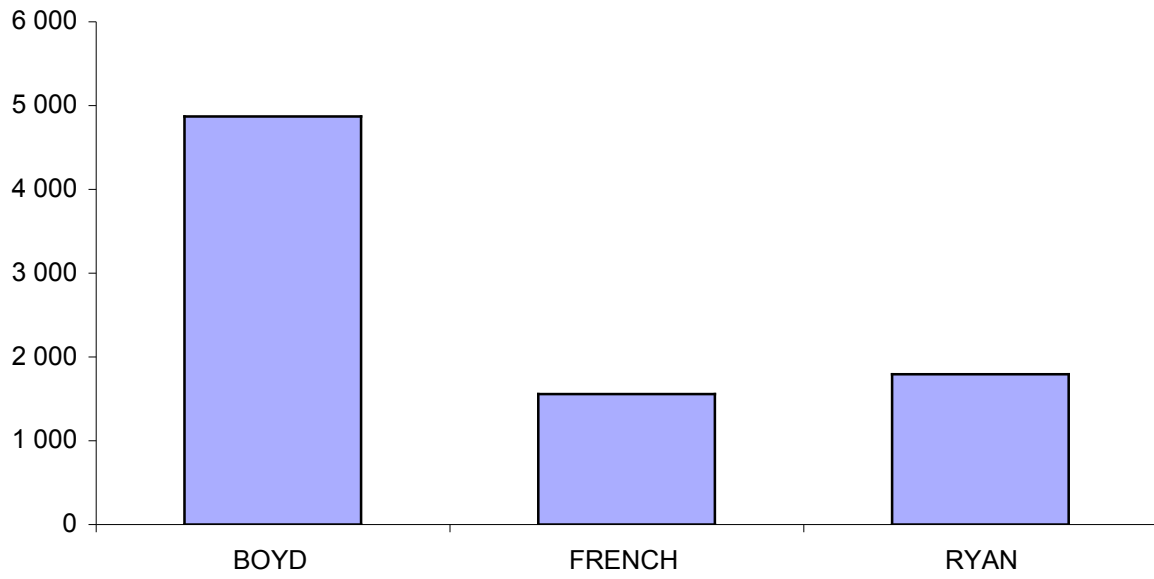
Total ballot papers: 8 288

Informality rate: 0.98%

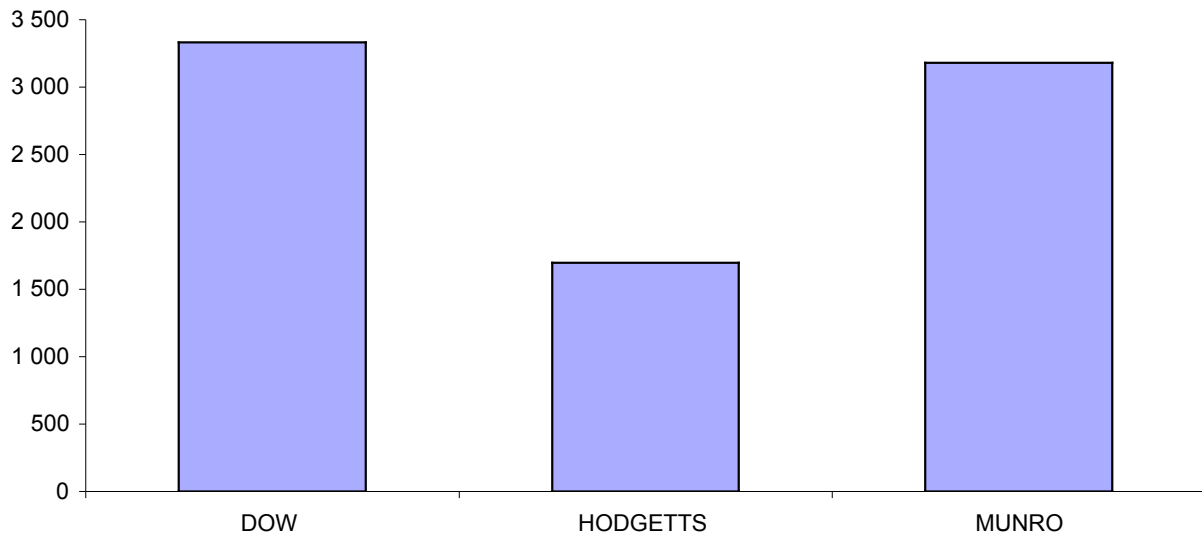
Candidates

		DOW	HODGETTS	MUNRO	Votes Exhausted	Total Votes	Absolute Majority	Remarks
Count 1	Total	3 332	1 696	3 179		8 207	4 104	First Preferences
Count 2	Votes transferred	867	-1 696	720	109			Hodgetts excluded
	Progress Total	4 199	0	3 899	109	8 207	4 050	Dow elected

2007 Burnie City Council Mayor election - first preferences



2007 Burnie City Deputy Mayor election - first preferences



Burnie City Council Recount

Recount due to death of Jan Blizzard

23 March 2007

Candidates

		BENTLEY Robert	BURCH Nigel	EDNEY Darrell	JORDAN Scott	SAMEC Sam	Exhausted Votes	Lost by fraction	Total Votes	Absolute majority	Remarks
Counts 1 to 4	Total	382.97	317.58	99.08	207.70	405.65	29.00	0.02	1 442.00	706.50	Distribution of BLIZZARD
Counts 5 to 7	Votes transferred	21.00	28.00	- 99.08	14.53	25.55	10.00	0.00			EDNEY excluded
	Progress total	403.97	345.58	0.00	222.23	431.20	39.00	0.02	1 442.00	701.50	
Counts 8 to 11	Votes transferred	61.15	69.45		- 222.23	61.54	30.07	0.02			JORDAN excluded
	Progress total	465.12	415.03		0.00	492.74	69.07	0.04	1 442.00	686.45	
Counts 12 to 15	Votes transferred	256.99	- 415.03			111.20	46.84	0.00			BURCH excluded
	Progress total	722.11	0.00			603.94	115.91	0.04	1 442.00	663.03	BENTLEY elected