



Circular Head Council

2007 election report

Table of contents

- Local Government Elections in Tasmania
- Report on the 2007 Circular Head Council Election
- List of Councillors following the 2007 elections
- Councillor results
- Mayor and Deputy Mayor results
- Recount results

Local Government Elections in Tasmania

Every two years elections are held in all 29 municipal areas for the positions of mayor and deputy mayor and half the councillor positions. Where required, by-elections are held concurrently for vacancies that have occurred since the last elections.

The Tasmanian Electoral Commission (TEC) supervises the conduct of elections in accordance with the *Local Government Act 1993*. Elections by postal ballot have been held in 1994, 1996, 1999 (deferred from 1998), 2000, 2002, 2005 (deferred from 2004), and 2007 with the next elections due in October 2009.

Since 2000, mayors and deputy mayors have been elected directly by the electors in all municipal areas. Previously, in most councils, mayors and deputy mayors were elected by the councillors at the first meeting of a new council.

Candidate information booklets and complete election results for the state are available from the TEC and are posted on the TEC website www.electoral.tas.gov.au.

2007 Election timetable

Notice of election published	Saturday 15 September
Electoral rolls closed	6 pm Thursday 20 September
Nomination period	17 September— 12 noon on 1 October
Nominations closed	12 noon Monday 1 October
Nominations announced & draw for ballot paper positions	12 noon Tuesday 2 October
Ballot material delivered to electors	16–19 October
Polling period	16–30 October
Close of poll	10 am Tuesday 30 October

Casual vacancies

Casual vacancies are filled by recount where possible, unless the vacancy occurs within 6 months of a forthcoming election. Only unelected candidates from the relevant election may contest a recount. A candidate elected at a recount serves until the next council election. If a recount is not possible, a by-election is held—with the candidate elected to serve for the remainder of the term of office of the original councillor.

Elector polls

A council may hold an elector poll on any issue it determines. It may also be required to hold an elector poll following petitions from electors in accordance with Part 6 of the Act. A council is not bound by the result of an elector poll.

Electoral system

Voting in Tasmanian local government elections is not compulsory.

Elections for councillor positions are conducted using a system modelled on the Hare-Clark method of proportional representation used in Tasmanian House of Assembly elections.

Mayoral and deputy mayoral elections use a preferential system similar to that used for Tasmanian Legislative Council and federal House of Representatives elections.

Report on the 2007 Circular Head Council Election

Elections were held for the positions of Mayor and Deputy Mayor for 2 year terms, and 6 Councillors, 5 of which are for 4 year terms and 1 casual position for 2 years.

5721 Circular Head electors were enrolled for the 2007 elections, comprising 5499 (96.12%) from the State House of Assembly roll and 222 (3.88%) from the General Manager's roll.

70.13% of Circular Head electors returned their ballot papers in comparison with 57.43% statewide.

Recounts

One recount was held between the 2005 and 2007 elections. This was due to the repeated absence of Councillor Darren Wilson from Council meetings and his dismissal on 27 February 2007. The only remaining unelected candidate from the 2002 Circular Head Council election contested the recount and was therefore elected unopposed on Friday 9 March 2007. Full details are provided on the back page.

Candidates at the 2007 elections

Mayor		Councillors	
★ QUILLIAM, Daryl	Smithton	ARNOLD, Lesley	Smithton
SCHOENMAKER, Wendy Marilyn	Smithton	★ BERECHREE, T J*	Smithton
		BISHOP, Mark	Stanley
		FLOWERS, Rodney*	Mengha
		★ GREY, Heather	Marrawah
		★ OLDAKER, John Henry*	Togari
Deputy Mayor		★ SCHOENMAKER, Wendy Marilyn	Smithton
★ MURRELL, Jeanie	Smithton	★ SPINKS, Trevor	Smithton
OLDAKER, John Henry	Togari	SUTTON, Dan	Cowrie Point
		^★ WOODWARD, David John	Smithton

★ denotes elected candidate
 * denotes seeking re-election
 ^ denotes filled casual vacancy

Circular Head Councillors following the 2007 elections

Mayor	9 Councillors	
<i>term ends 2009</i>	<i>term ends 2011</i>	<i>term ends 2009</i>
QUILLIAM, Daryl	SCHOENMAKER, Wendy Marilyn	MURRELL, Jeanie
Deputy Mayor	OLDAKER, John Henry	QUILLIAM, Daryl H
<i>term ends 2009</i>	SPINKS, Trevor	WELLS, Graham
MURRELL, Jeanie	GREY, Heather	WOODWARD, David John
	BERECHREE, T J	

Circular Head Council - 2007 Councillor election

Polling closed at 10am 30 October 2007

Electors enrolled: 5721

Declarations rejected: 79

Ballot paper adjustment: 1

Formal Votes: 3891

Number to be elected: 6

Declarations returned: 4012

Declarations admitted: 3933

Total ballot papers: 3932

Informal ballot papers: 41

Returning Officer: Mr Andy Brockbank

Response: 70.13%

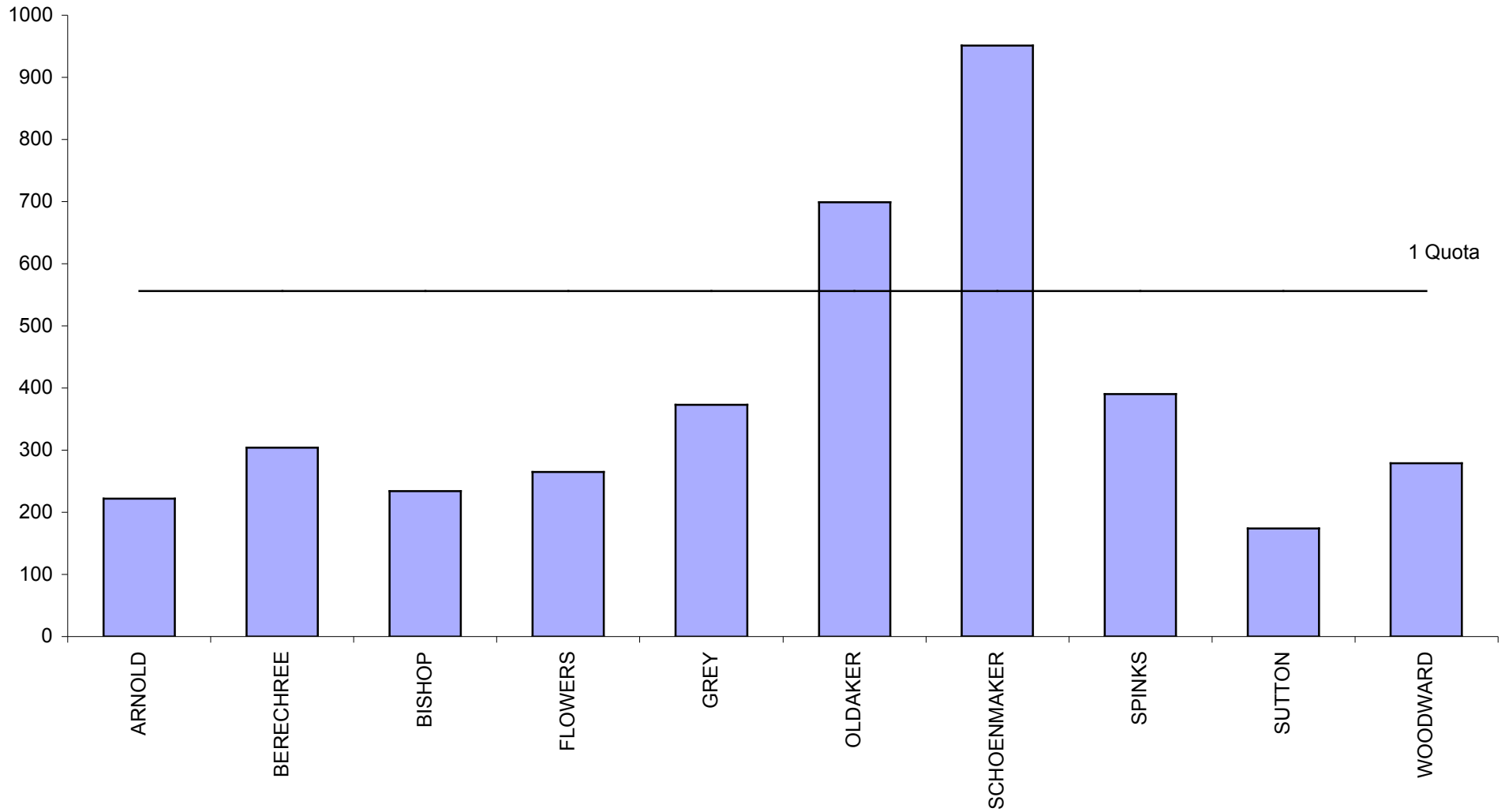
Rejection rate: 1.97%

Informality rate: 1.04%

Quota = 556

Count	ARNOLD	BERECHREE	BISHOP	FLOWERS	GREY	OLDAKER	SCHOENMAKER	SPINKS	SUTTON	WOODWARD	Votes Exhausted	Loss (Gain) by Fraction	Total Votes	Remarks
1	222.00	304.00	234.00	265.00	373.00	699.00	951.00	390.00	174.00	279.00			3 891.00	SCHOENMAKER elected 1, OLDAKER elected 2
2	38.62	57.73	36.96	31.56	73.93		- 395.00	67.28	24.50	64.37		0.05	3 891.00	SCHOENMAKER's surplus distributed
3	6.13	24.34	13.09	29.45	13.50	- 143.00		28.84	6.95	20.66		0.04	3 891.00	OLDAKER's surplus distributed
4 to 6	22.71	19.93	47.20	33.58	33.75	556.00	556.00	19.92	- 205.45	28.30		0.06	3 891.00	SUTTON excluded
7	- 241.00	43.00	23.00	14.00	49.00	556.00	556.00	72.00		40.00		0.00	3 891.00	ARNOLD part excluded
8	48.46	449.00	354.25	373.59	543.18	556.00	556.00	578.04		432.33		0.15	3 891.00	SPINKS elected 3
9	- 41.52	7.47	5.81	4.15	14.95					9.13		0.01	3 891.00	ARNOLD part excluded
10	6.94	456.47	360.06	377.74	558.13	556.00	556.00	578.04		441.46		0.16	3 891.00	GREY elected 4
11	- 6.94	2.04	1.02	1.63						2.25		0.00	3 891.00	ARNOLD fully excluded
12	0.00	458.51	361.08	379.37	558.13	556.00	556.00	578.04		443.71		0.16	3 891.00	
		8.87	3.67	0.91				- 22.04		8.57		0.02	3 891.00	SPINKS' surplus distributed
		467.38	364.75	380.28	558.13	556.00	556.00	556.00		452.28		0.18	3 891.00	
		0.65	0.47	0.29	- 2.13					0.65	0.05	0.02	3 891.00	GREY's surplus distributed
		468.03	365.22	380.57	556.00	556.00	556.00	556.00		452.93	0.05	0.20	3 891.00	
		111.00	- 298.00	69.00						117.00	1.00	0.00	3 891.00	BISHOP part excluded
		579.03	67.22	449.57	556.00	556.00	556.00	556.00		569.93	1.05	0.20	3 891.00	BERECHREE elected 5, WOODWARD elected 6

2007 Circular Head Councillor election - first preferences



Circular Head Council

Polling closed at 10am 30 October 2007

Returning Officer: Mr Andy Brockbank

Mayor

Declarations admitted: 3 933

Formal Votes: 3 887

Ballot paper adjustment: 1

Informal ballot papers: 45

Total ballot papers: 3 932

Informality rate: 1.14%

		Candidates		Total Votes	Absolute Majority	Remarks
		QUILLIAM	SCHOENMAKER			
Count 1	First Preferences	2 170	1 717	3 887	1 945	QUILLIAM elected

Deputy Mayor

Declarations admitted: 3 933

Formal Votes: 3 889

Ballot paper adjustment: 1

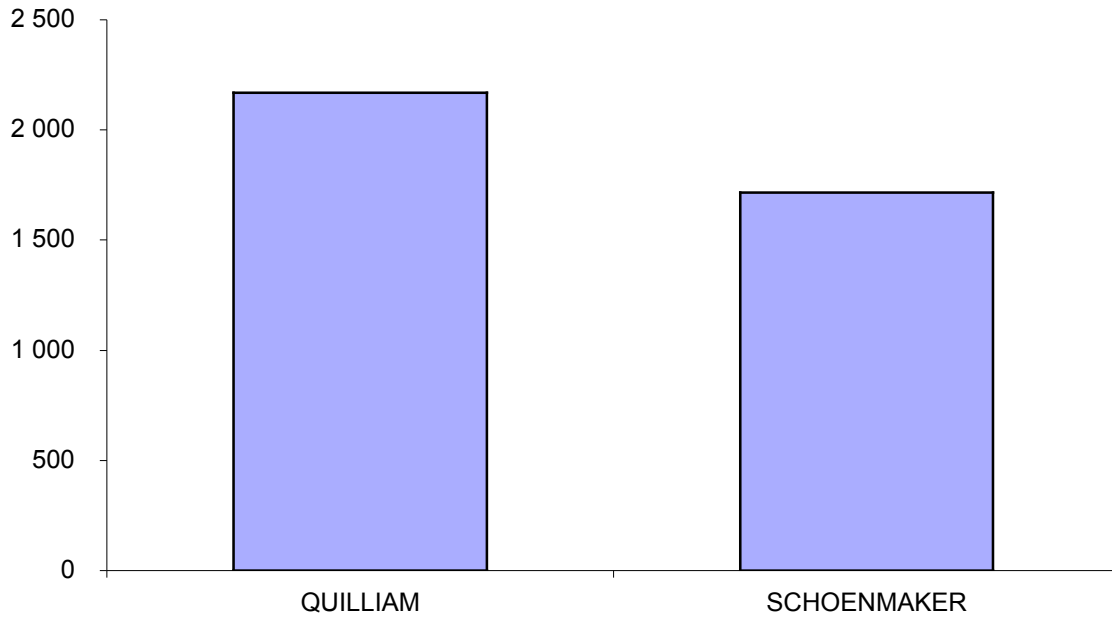
Informal ballot papers: 43

Total ballot papers: 3 932

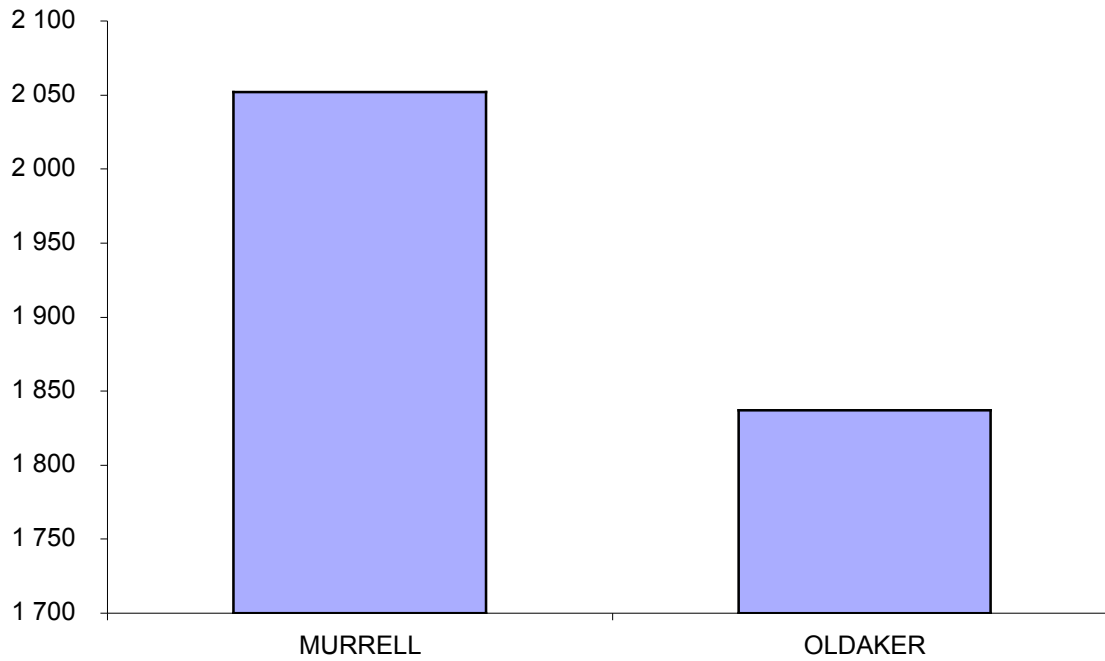
Informality rate: 1.09%

		Candidates		Total Votes	Absolute Majority	Remarks
		MURRELL	OLDAKER			
Count 1	First Preferences	2 052	1 837	3 889	1 946	MURRELL elected

2007 Circular Head Mayor election - first preferences



2007 Circular Head Deputy Mayor election - first preferences



2007 Circular Head Council - Recount

Recount due to dismissal of Councillor Darren Wilson

9 March 2007

Michael Weldon elected unopposed